



## Table of Contents

Executive Summary .....	1	5x5 Reg .....	23
Store Types .....	2	5x5 CC .....	24
Unit Types Offered .....	2	5x10 Reg .....	24
Overall Market Supply Metrics .....	2	5x10 CC .....	25
Size of Market per Store .....	3	10x10 Reg .....	25
Market Spending Power .....	3	10x10 CC .....	26
Rate per Square Feet by Store Type .....	4	10x15 Reg .....	26
Rate per Square Feet by Unit Type .....	4	10x15 CC .....	27
Rate per Square Feet History Graph .....	4	10x20 Reg .....	27
All Units .....	4	10x20 CC .....	28
All Reg .....	5	10x30 Reg .....	28
All CC .....	6	10x30 CC .....	29
5x5 Reg .....	6	Car Parking .....	29
5x5 CC .....	7	RV Parking .....	30
5x10 Reg .....	8	Current Inventory Availability by Unit Type .....	30
5x10 CC .....	8	Inventory Availability by Unit Type History .....	31
10x10 Reg .....	9	All Units .....	31
10x10 CC .....	10	All Reg .....	31
10x15 Reg .....	10	All CC .....	32
10x15 CC .....	11	5x5 Reg .....	32
10x20 Reg .....	12	5x5 CC .....	33
10x20 CC .....	12	5x10 Reg .....	33
10x30 Reg .....	13	5x10 CC .....	34
10x30 CC .....	14	10x10 Reg .....	34
Car Parking .....	14	10x10 CC .....	35
RV Parking .....	15	10x15 Reg .....	35
Average Unit Type Rates .....	16	10x15 CC .....	36
Average Rates History .....	16	10x20 Reg .....	36
All Units .....	16	10x20 CC .....	37
All Reg .....	16	10x30 Reg .....	37
All CC .....	17	10x30 CC .....	38
5x5 Reg .....	17	Car Parking .....	38
5x5 CC .....	17	RV Parking .....	39
5x10 Reg .....	18	Known Developments .....	39
5x10 CC .....	18	All Stores List .....	40
10x10 Reg .....	18		
10x10 CC .....	19		
10x15 Reg .....	19		
10x15 CC .....	19		
10x20 Reg .....	20		
10x20 CC .....	20		
10x30 Reg .....	20		
10x30 CC .....	21		
Car Parking .....	21		
RV Parking .....	21		
Rate Volatility History .....	22		
All Units .....	22		
All Reg .....	22		
All CC .....	23		

## Market Report Summary

**Market:** 4932 Marburg Ave, Cincinnati, OH 45209

**Market Type:** 5 mile radius

**Comparisons are made with:** National Totals and Averages and State Totals and Averages.

This Market Report consists of data gathered from multiple public information sources and proprietary analysis and calculations made by StorTrack Analytics Team. The report includes sections listed below. The executive summary of this report is as follows:

	This Market	National	Ohio
No. of Stores in Market	28	49,205	1,652

### Current Supply to Market:

There is 8 square feet per capita supply in this market. This compares to a State Average of 4.87 and a National Average of 5.61.

Across all unit types, 25% of inventory is currently offline, compared to an average of 45.34% in the state and 36.87% nationally. This is relatively low, and therefore indicates over-supply compared to State and Nation.

### Rate Trends in Market:

The rate in this market has trended low by -11.79% over the last 12 months, demonstrating decreased against available supply. This compares to a national rate trend of -2.32% and a statewide trend of -1.14%, indicating lower demand against supply than currently typical across the nation and state.

### Use of Promotions:

The use of promotions has increased by 0.01% in the last 12 months. The market has an overall Promotional Intensity Score of 25.8.

### New Developments:

No new store have opened in this market in the past 12 months, and there is currently one new project in development which is expected to be opened in the next 12 months. The forecast increase in supply in this market is 5.99%, compared to 2.58% in the state and 4.55% nationally.

## Store Types

Breakdown of all the stores within the market, broken down by total REITs (Real Estate Investment Trusts include: Public Storage, Extra Space, Cubesmart, National Storage Affiliates, Life Storage, and Global Self Storage), Midsize Operators (2+ stores) and Small Operators (1 store, independent operators).

STORES IN MARKET	REITS		MID OPS		SMALL OPS	
	NUMBER	% OF MARKET	NUMBER	% OF MARKET	NUMBER	% OF MARKET
28	10	35.71%	10	35.71%	8	28.57%
49,205	7,613	15.47%	19,509	39.65%	22,083	44.88%
1,652	165	9.99%	636	38.50%	851	51.51%

■ This Market 
 ■ National Totals and Averages 
 ■ Ohio State Total and Averages

## Unit Types Offered

Analysis of the most common unit types - with the percentage of Stores in the market currently offering that unit type.

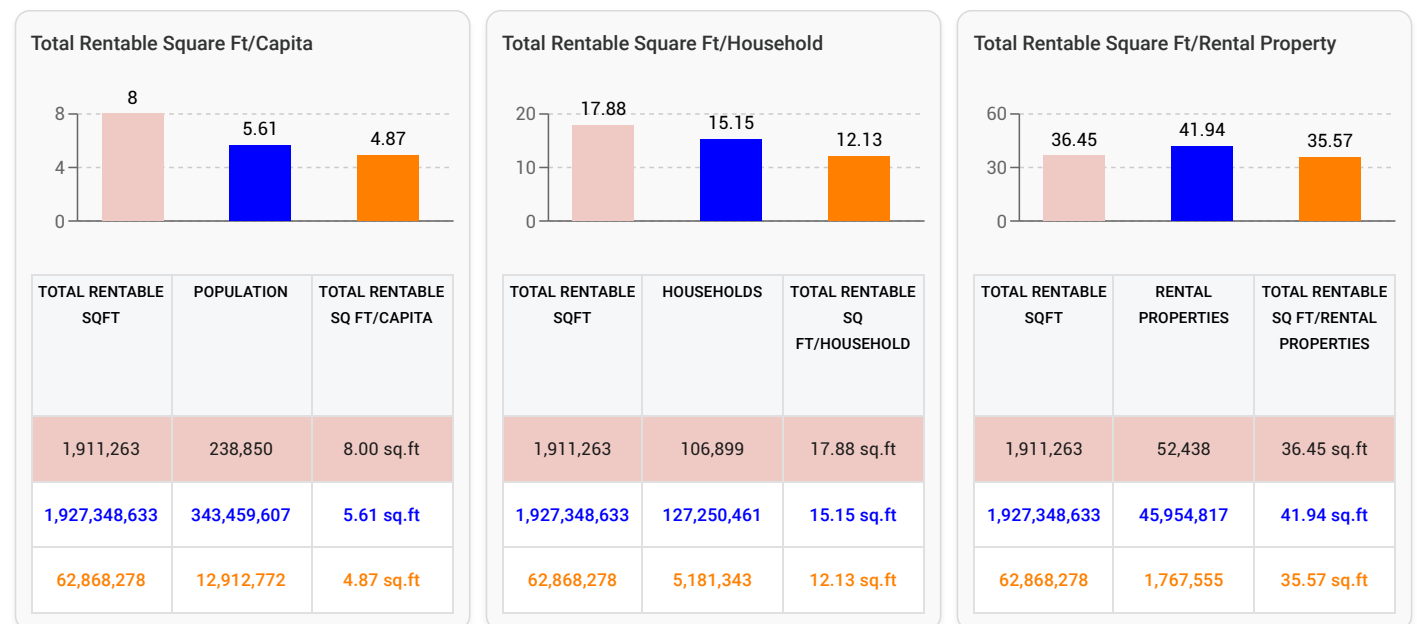
ALL UNITS	ALL REG	ALL CC	5X5 REG	5X5 CC	5X10 REG	5X10 CC	10X10 REG	10X10 CC	10X15 REG	10X15 CC	10X20 REG	10X20 CC	10X30 REG	10X30 CC	CAR PARKING	RV PARKING
75.00%	53.57%	50.00%	42.86%	35.71%	42.86%	42.86%	39.29%	39.29%	35.71%	32.14%	35.71%	32.14%	21.43%	14.29%	7.14%	17.86%
100.00%	87.86%	48.00%	32.15%	31.33%	58.28%	36.11%	67.02%	38.58%	51.97%	30.29%	57.47%	24.37%	30.71%	7.81%	5.92%	16.24%
100.00%	93.47%	33.78%	33.11%	18.83%	68.77%	25.58%	73.75%	25.47%	57.14%	18.60%	61.13%	12.07%	40.20%	2.99%	8.75%	15.50%

■ This Market 
 ■ National Totals and Averages 
 ■ Ohio State Total and Averages

## Overall Market Supply Metrics

Analysis of supply metrics in the market. A side-by-side bar chart comparison, shows the Market's Total Rentable Square Footage per Capita, Total Rentable Square Footage per Household and Total Rentable Square Footage per Rental Property.

Demographic data based on the U.S. Census Bureau's 2018 American Community Survey.

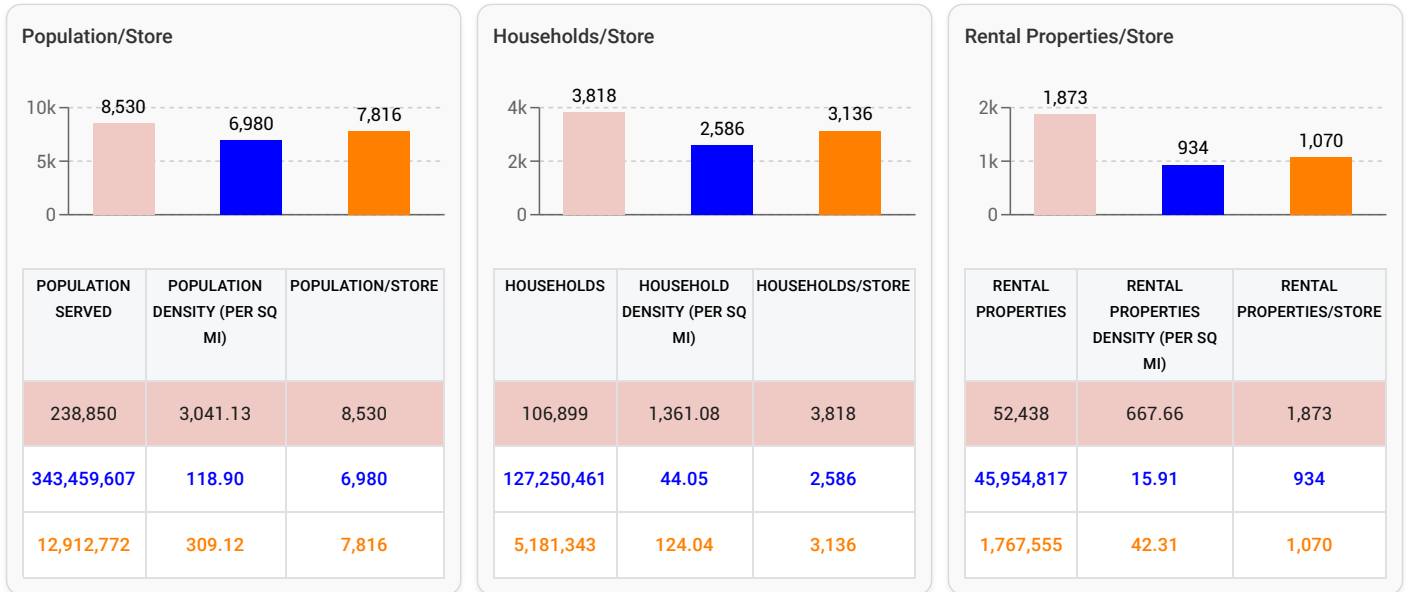


■ This Market 
 ■ National Totals and Averages 
 ■ Ohio State Total and Averages

## Size of Market per Store

Analysis on the supply of the market against the market's population. A side-by-side bar chart comparison, shows the Market's total Population per Store, Market Households per Store and Rental Properties per Store.

Demographic data based on the U.S. Census Bureau's 2018 American Community Survey.

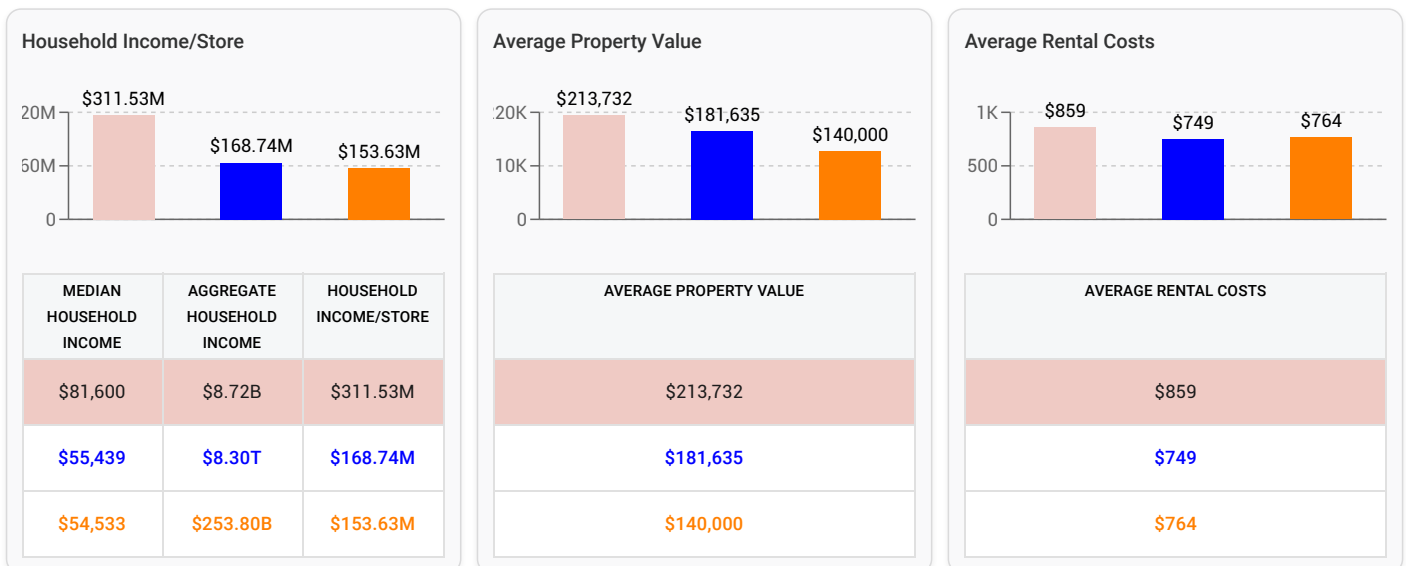


■ This Market ■ National Totals and Averages ■ Ohio State Total and Averages

## Market Spending Power

Analysis on the market's spending power. A side-by-side bar chart comparison, shows the Market's Median Household Income, Aggregate Household Income, Household Income per Store, Average Market Property Value, and Average Rental Costs.

Demographic data based on the U.S. Census Bureau's 2018 American Community Survey.



■ This Market ■ National Totals and Averages ■ Ohio State Total and Averages

## Rate per Square Feet by Store Type

Comparison of the current rate per Square Foot of the market to the average rate per square foot by each of the three store types - REITs (Real Estate Investment Trusts include: Public Storage, Extra Space, Cubesmart, National Storage Affiliates, Life Storage, and Global Self Storage), Midsize Operators (2+ stores) and Small Operators (1 store, independent operators).

OVERALL MARKET AVERAGE	REITS	MID OPS	SMALL OPS
\$1.39	\$1.06	\$1.65	\$1.70
\$1.55	\$1.35	\$1.47	\$1.90
\$1.33	\$1.15	\$1.28	\$1.53

■ This Market 
 ■ National Totals and Averages 
 ■ Ohio State Total and Averages

## Rate per Square Feet by Unit Type

Analysis of the average rate per square foot by each of the most common unit types.

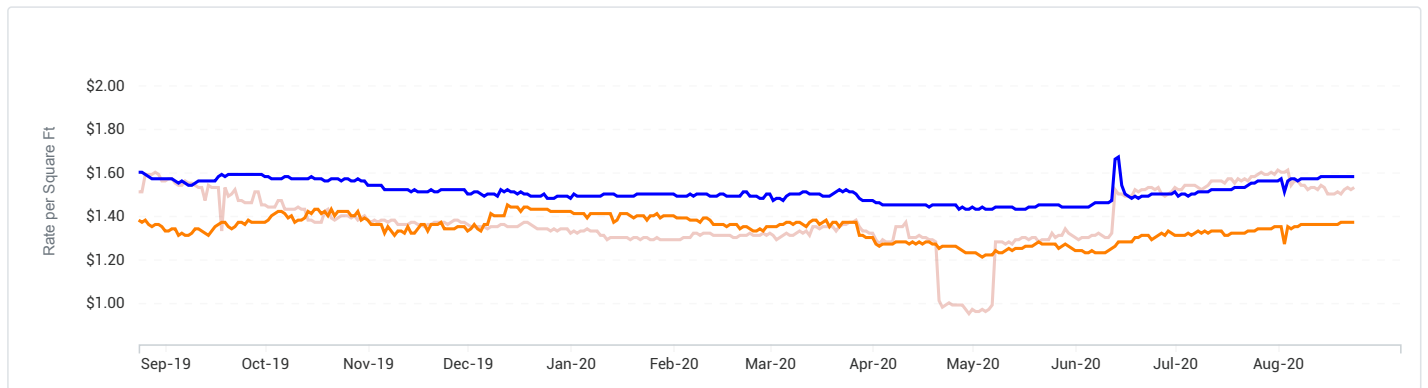
ALL UNITS	ALL REG	ALL CC	5X5 REG	5X5 CC	5X10 REG	5X10 CC	10X10 REG	10X10 CC	10X15 REG	10X15 CC	10X20 REG	10X20 CC	10X30 REG	10X30 CC	CAR PARKING	RV PARKING
\$1.53	\$1.81	\$1.21	\$1.46	\$1.56	\$1.06	\$1.24	\$0.93	\$1.11	\$0.84	\$1.05	\$0.74	\$1.10	\$0.63	\$1.04	\$36.00	\$3.34
\$1.58	\$1.64	\$1.48	\$2.00	\$2.19	\$1.31	\$1.64	\$1.00	\$1.29	\$0.86	\$1.14	\$0.77	\$1.10	\$0.69	\$1.07	\$6.07	\$5.18
\$1.37	\$1.38	\$1.34	\$1.54	\$1.99	\$1.06	\$1.49	\$0.83	\$1.16	\$0.69	\$1.01	\$0.62	\$0.96	\$0.56	\$0.93	\$5.95	\$5.82

■ This Market 
 ■ National Totals and Averages 
 ■ Ohio State Total and Averages

## Rate per Square Feet History Graph

Historical graphs showing the average rate per square feet over the past 12 months for each of the most common unit types.

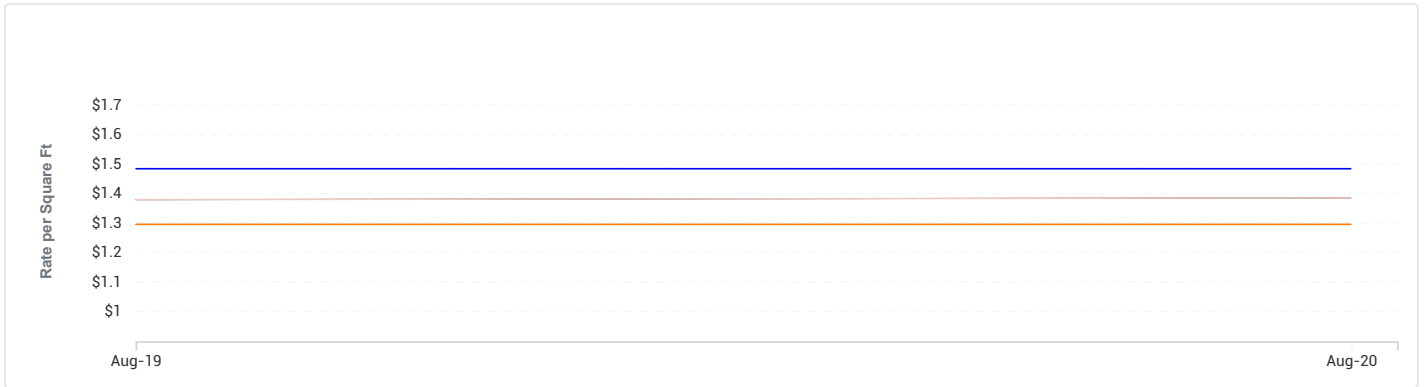
### All Units



■ This Market 
 ■ National Totals and Averages 
 ■ Ohio State Total and Averages

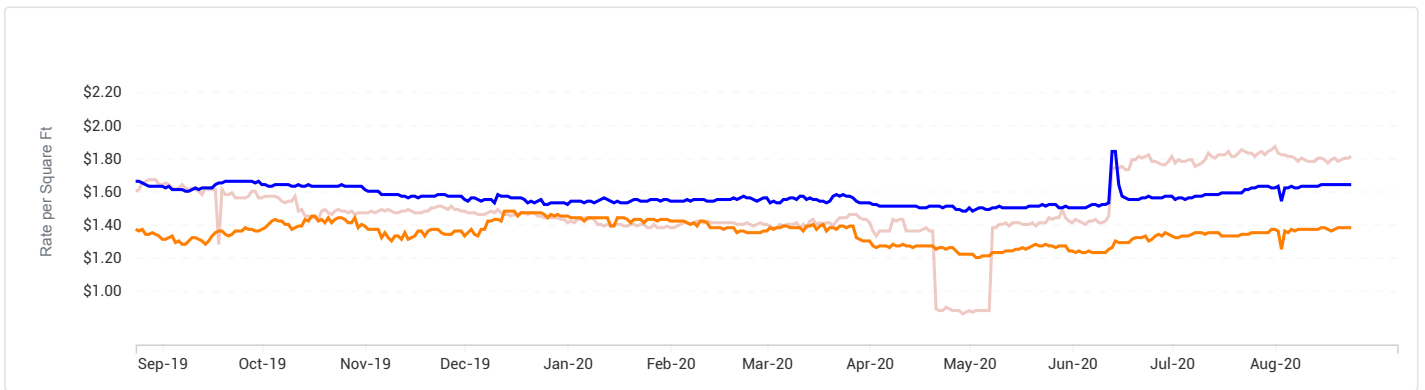
## Rate per Square Feet History Graph Continued

### Trendline (All Units)



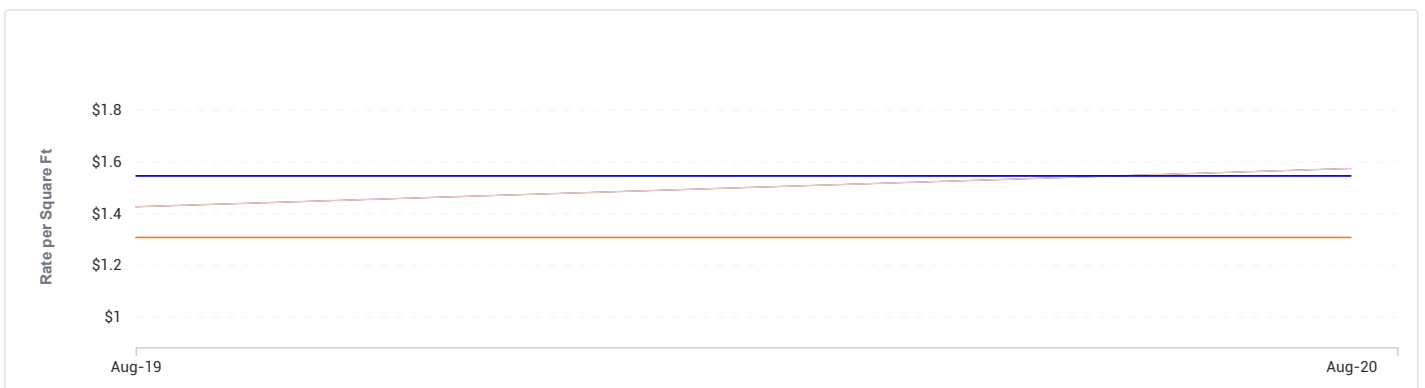
■ This Market ■ National Totals and Averages ■ Ohio State Total and Averages

### All Reg



■ This Market ■ National Totals and Averages ■ Ohio State Total and Averages

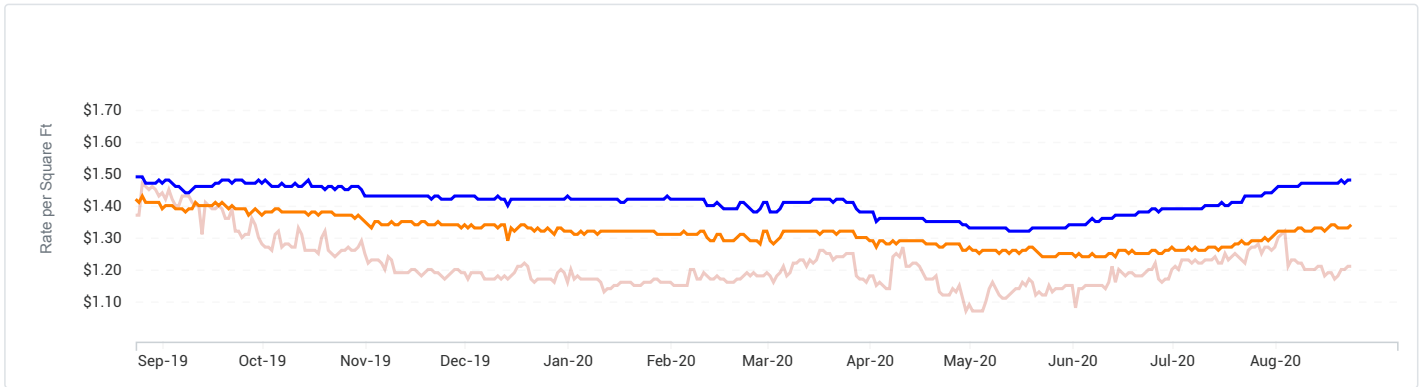
### Trendline (All Reg)



■ This Market ■ National Totals and Averages ■ Ohio State Total and Averages

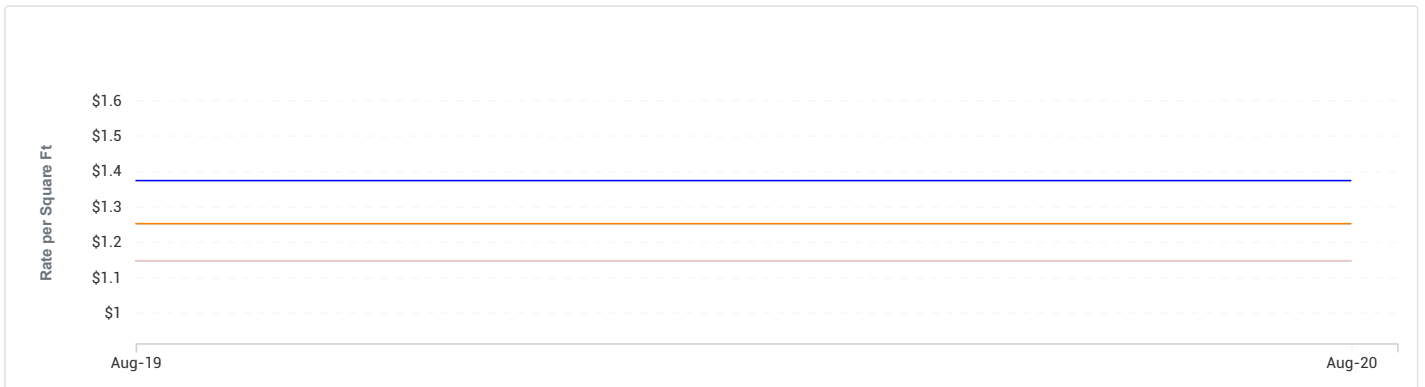
## Rate per Square Feet History Graph Continued

All CC



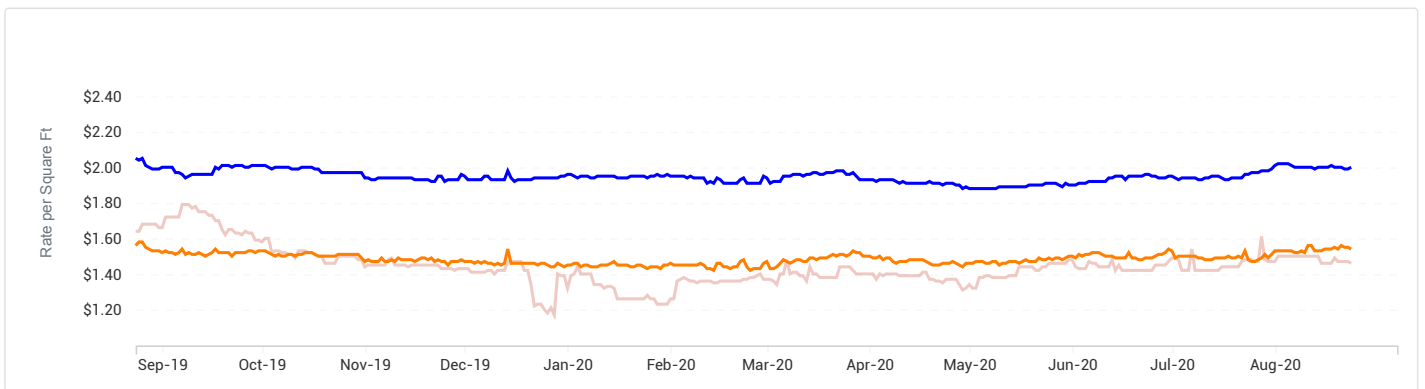
This Market National Totals and Averages Ohio State Total and Averages

## Trendline (All CC)



This Market National Totals and Averages Ohio State Total and Averages

## 5x5 Reg

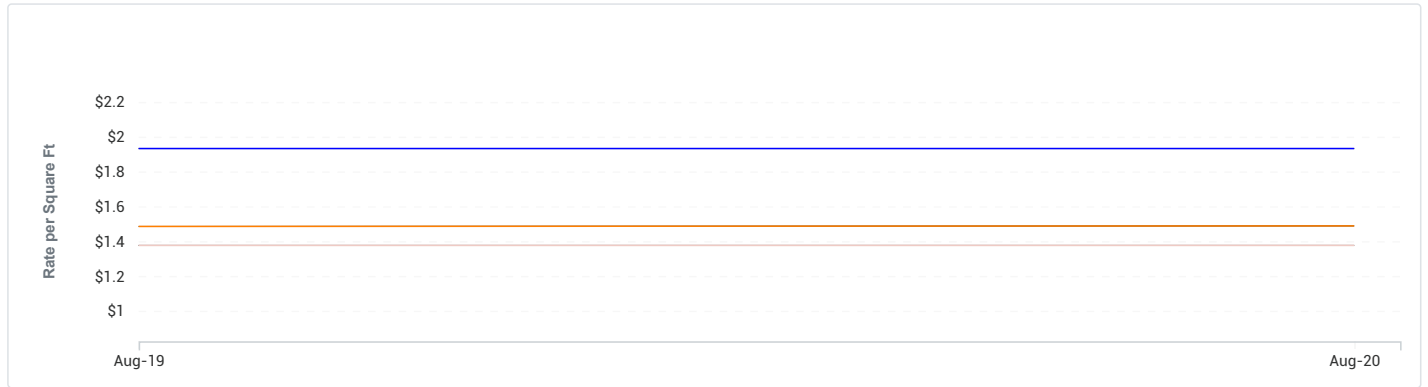


This Market National Totals and Averages Ohio State Total and Averages



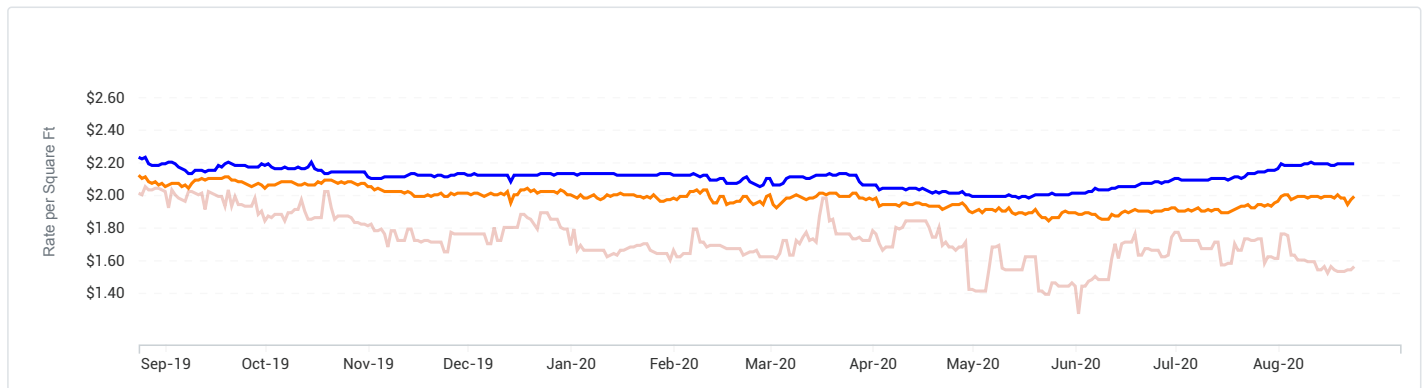
## Rate per Square Feet History Graph Continued

Trendline (5x5 Reg)



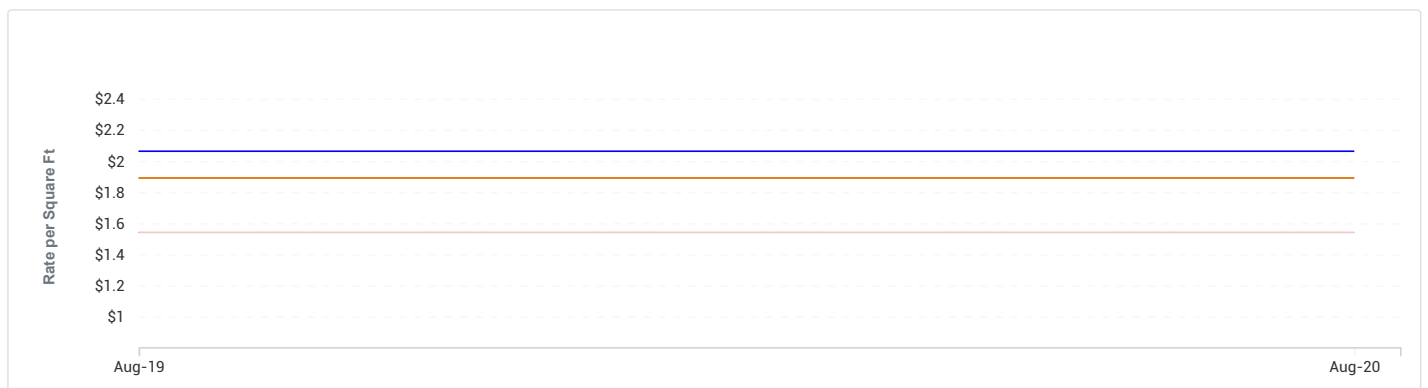
■ This Market 
 ■ National Totals and Averages 
 ■ Ohio State Total and Averages

5x5 CC



■ This Market 
 ■ National Totals and Averages 
 ■ Ohio State Total and Averages

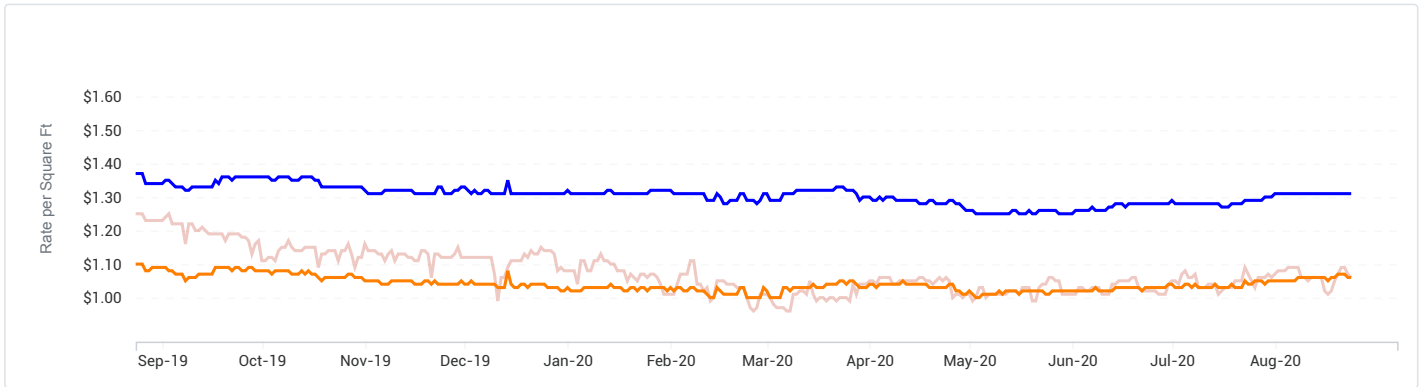
Trendline (5x5 CC)



■ This Market 
 ■ National Totals and Averages 
 ■ Ohio State Total and Averages


## Rate per Square Feet History Graph Continued

5x10 Reg



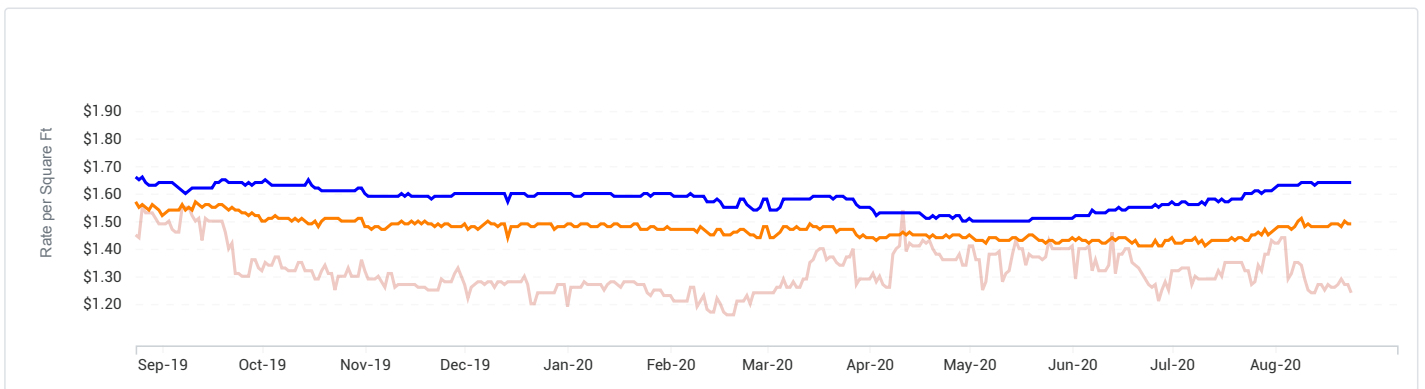
This Market National Totals and Averages Ohio State Total and Averages

## Trendline (5x10 Reg)



This Market National Totals and Averages Ohio State Total and Averages

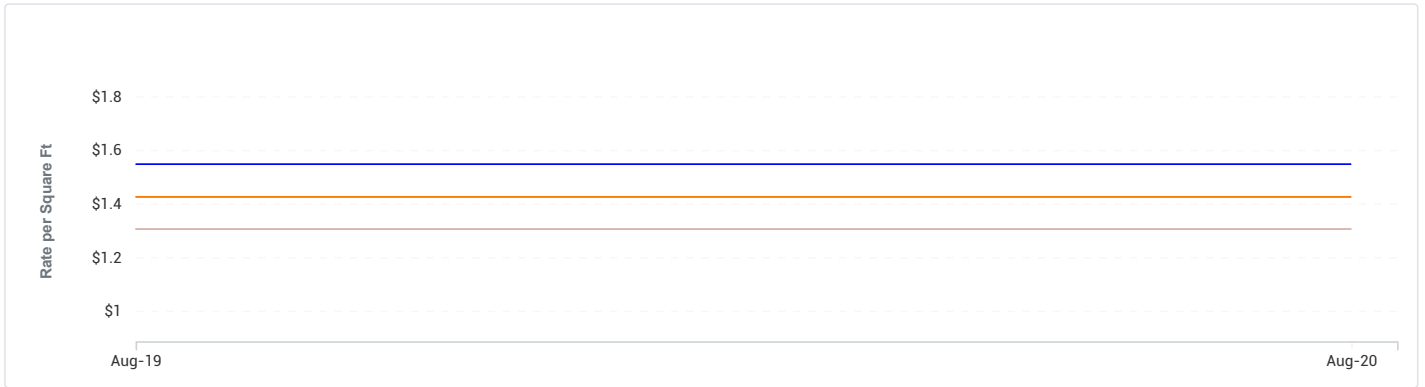
5x10 CC



This Market National Totals and Averages Ohio State Total and Averages

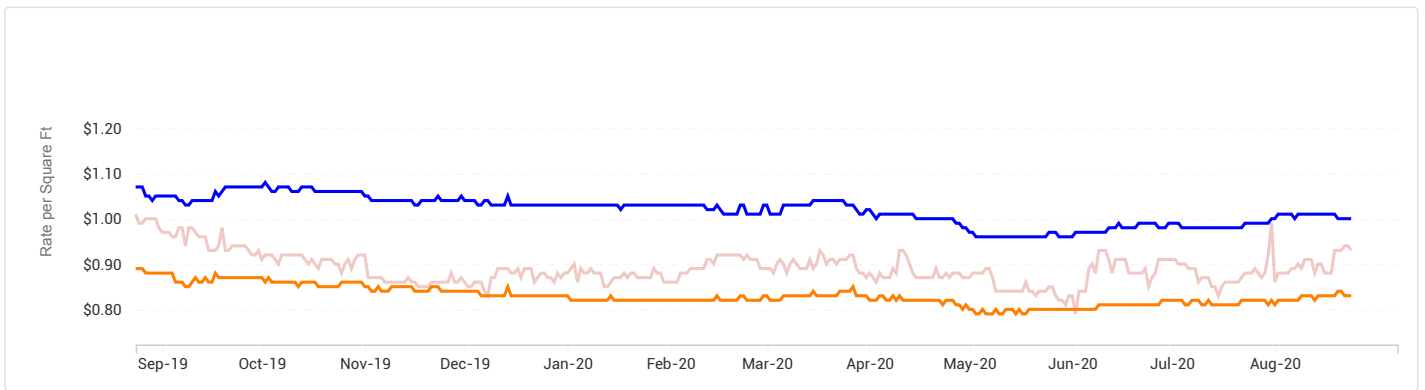
## Rate per Square Feet History Graph Continued

Trendline (5x10 CC)



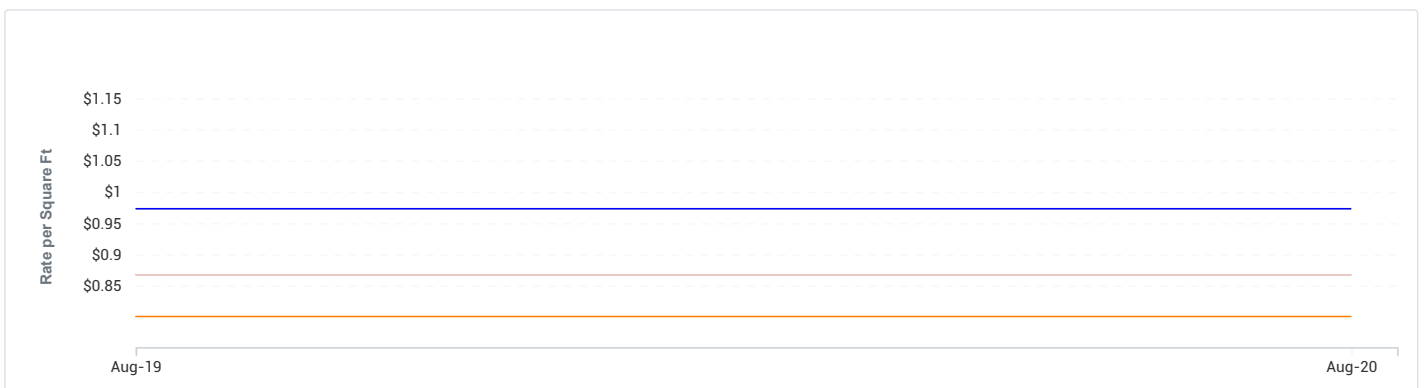
■ This Market ■ National Totals and Averages ■ Ohio State Total and Averages

10x10 Reg



■ This Market ■ National Totals and Averages ■ Ohio State Total and Averages

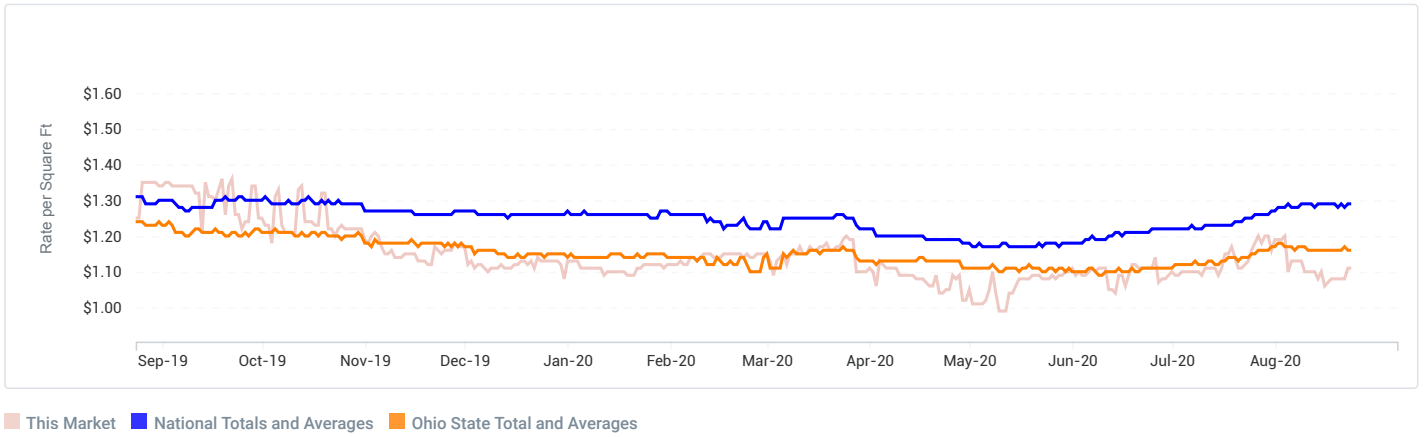
Trendline (10x10 Reg)



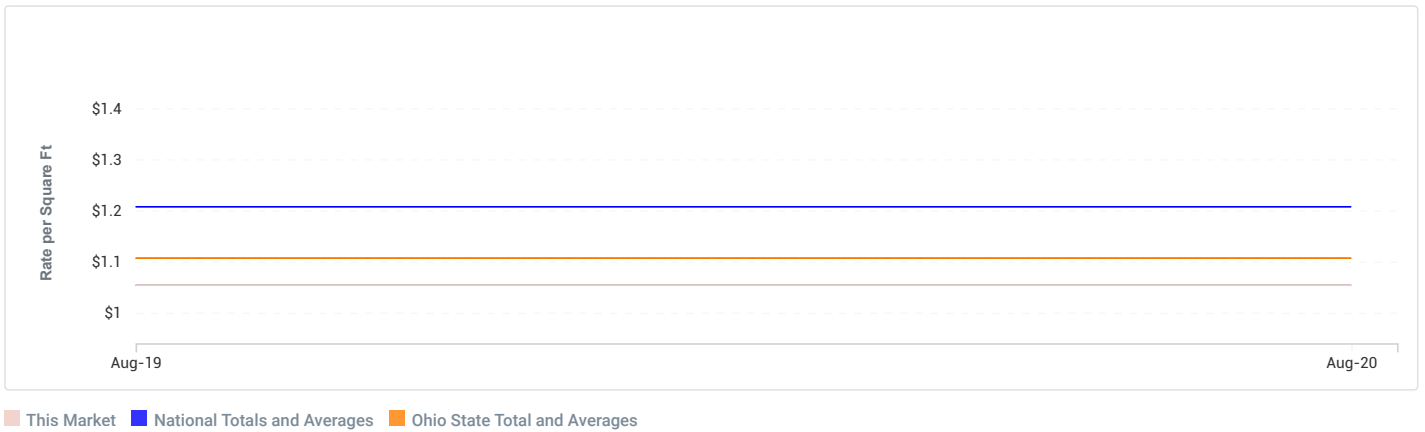
■ This Market ■ National Totals and Averages ■ Ohio State Total and Averages

## Rate per Square Feet History Graph Continued

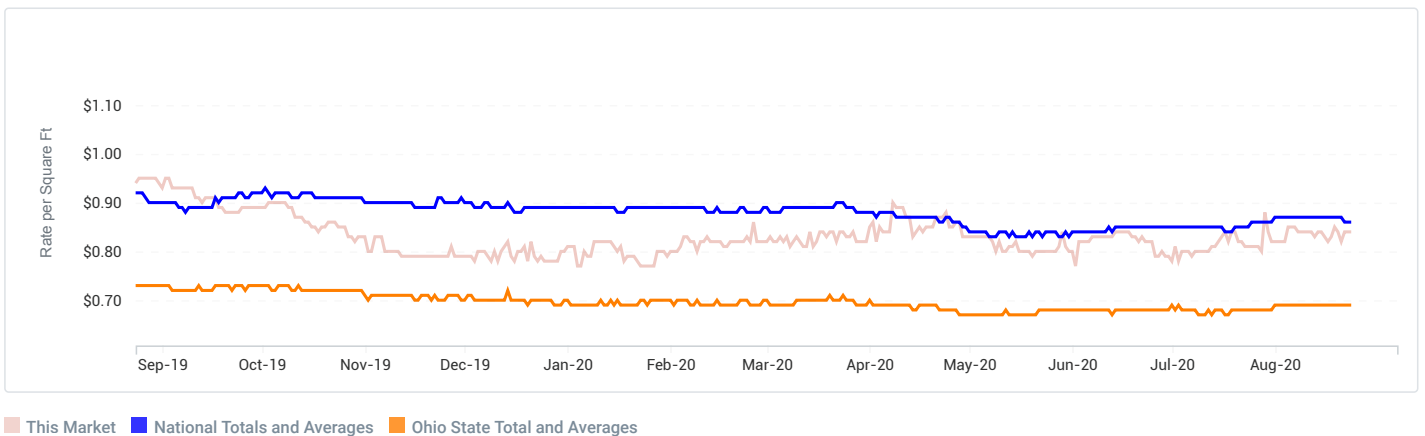
10x10 CC



## Trendline (10x10 CC)



10x15 Reg



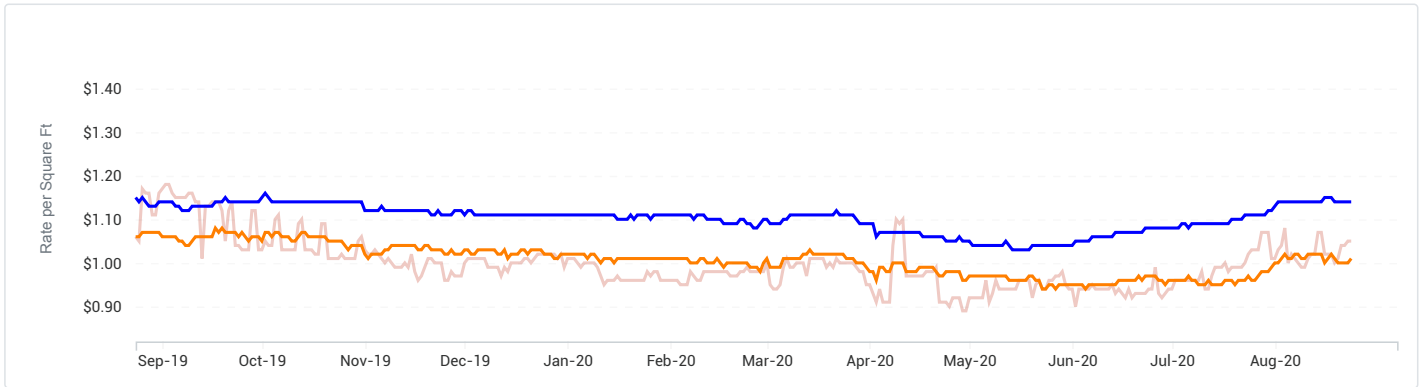
## Rate per Square Feet History Graph Continued

Trendline (10x15 Reg)



This Market National Totals and Averages Ohio State Total and Averages

## 10x15 CC



This Market National Totals and Averages Ohio State Total and Averages

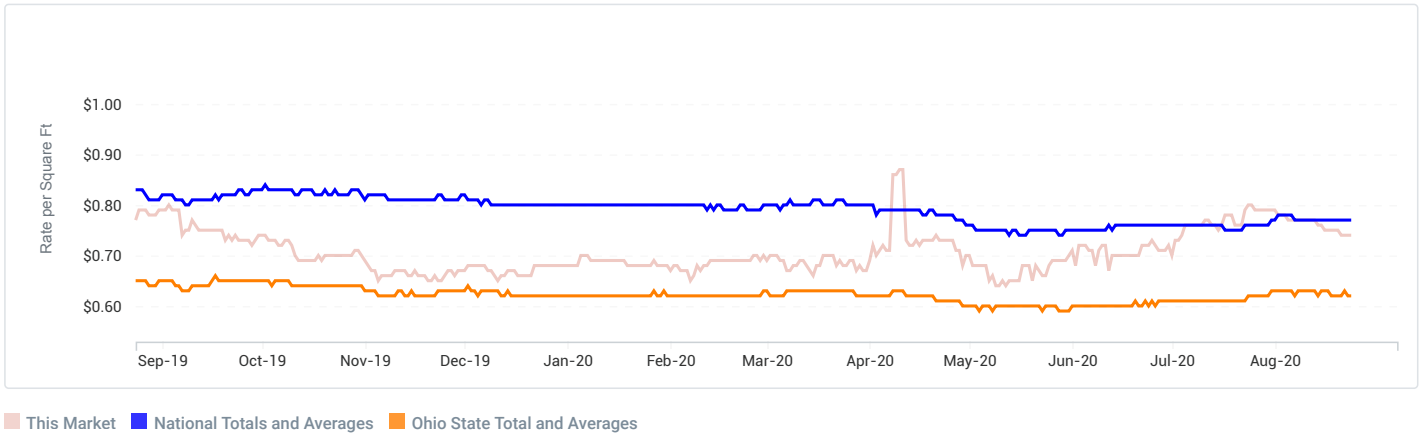
## Trendline (10x15 CC)



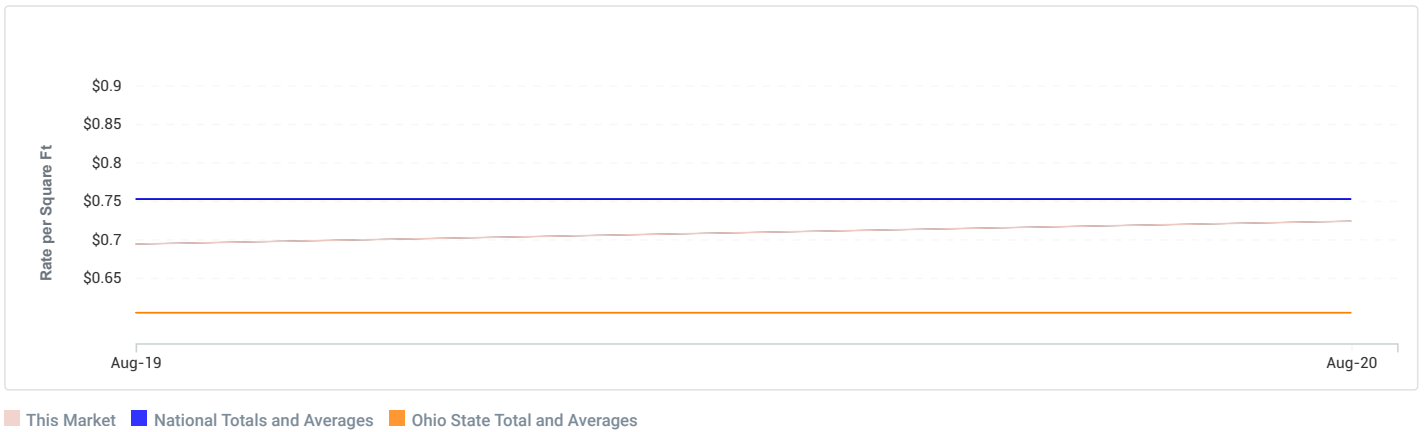
This Market National Totals and Averages Ohio State Total and Averages

## Rate per Square Feet History Graph Continued

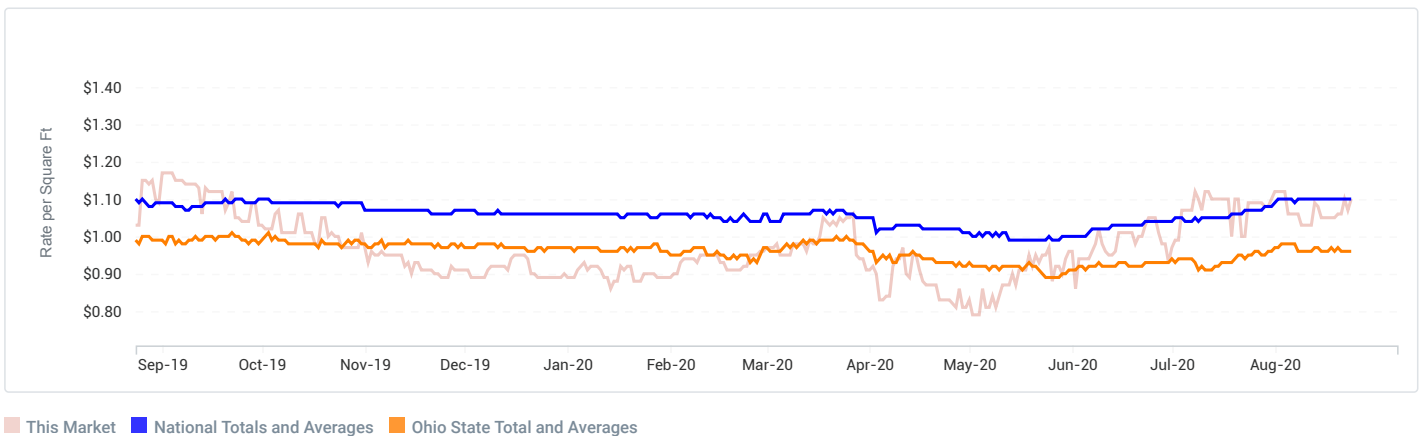
### 10x20 Reg



### Trendline (10x20 Reg)

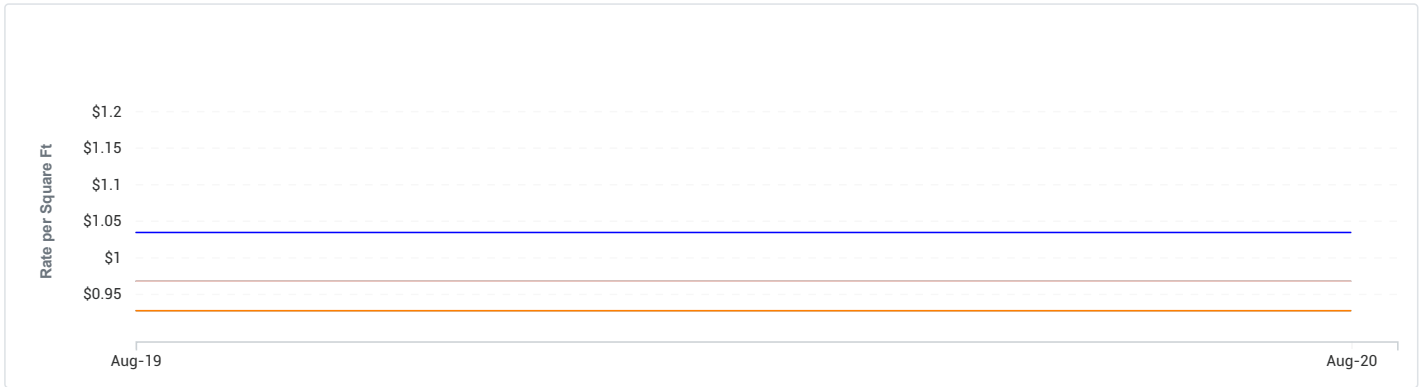


### 10x20 CC



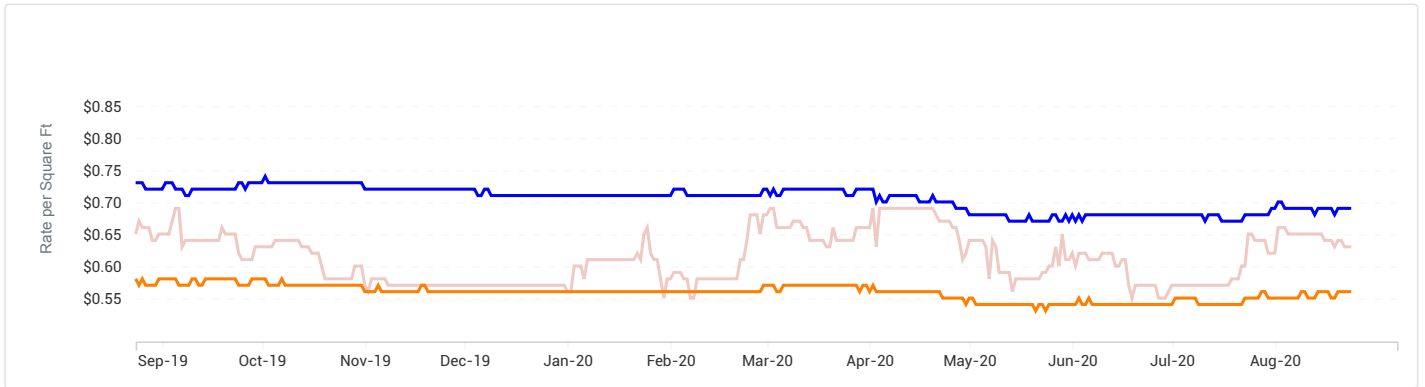
## Rate per Square Feet History Graph Continued

Trendline (10x20 CC)



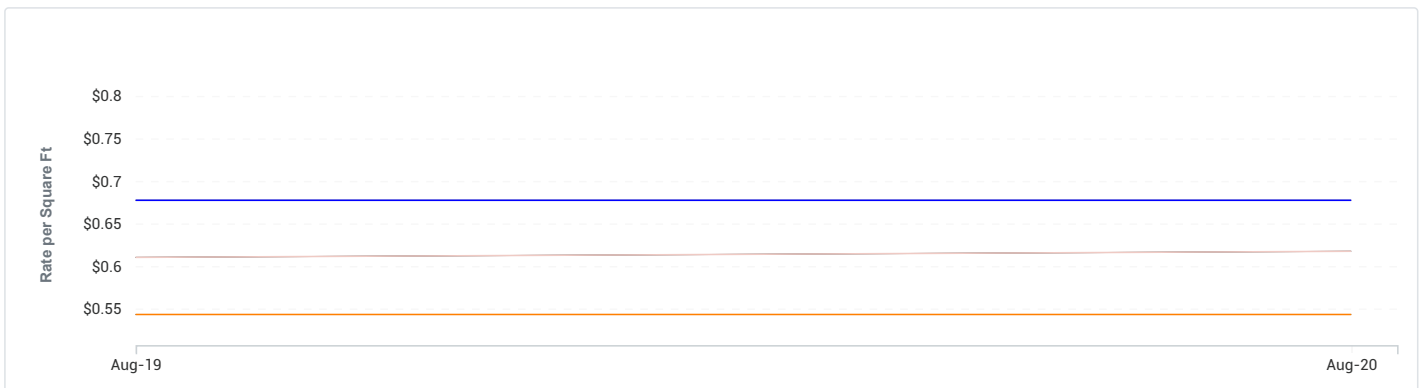
■ This Market ■ National Totals and Averages ■ Ohio State Total and Averages

10x30 Reg



■ This Market ■ National Totals and Averages ■ Ohio State Total and Averages

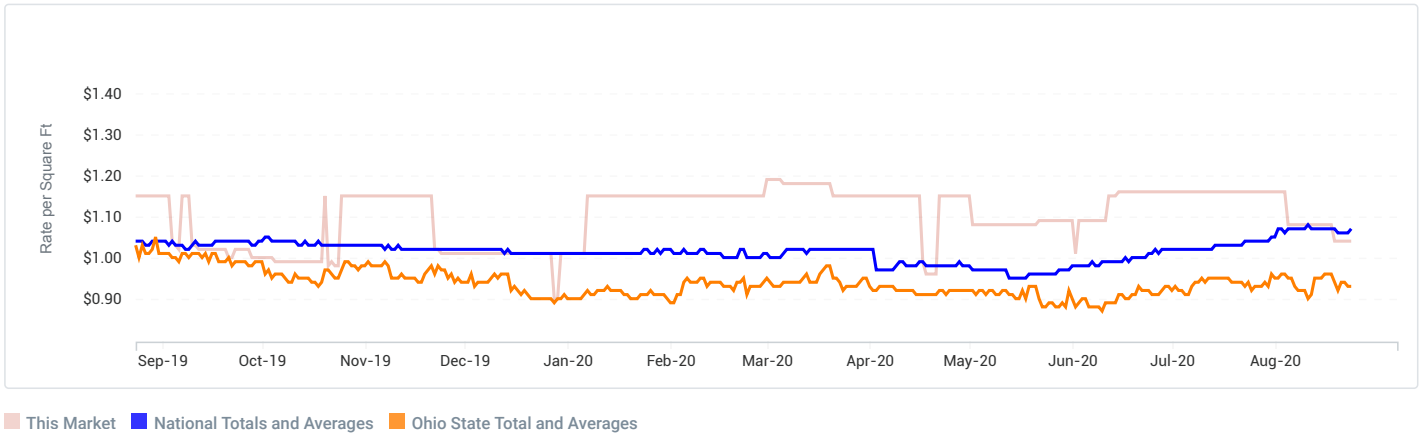
Trendline (10x30 Reg)



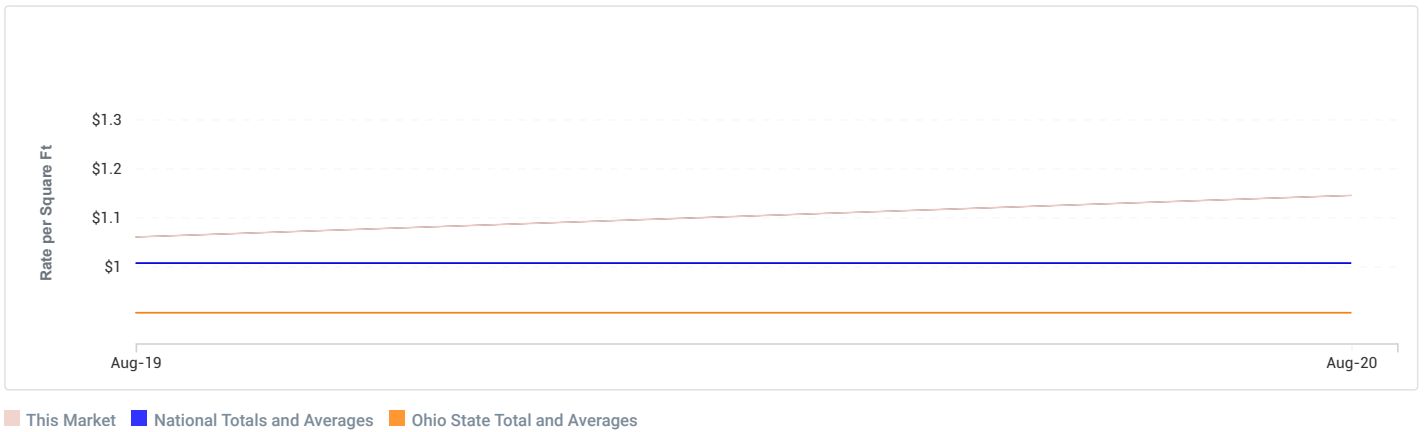
■ This Market ■ National Totals and Averages ■ Ohio State Total and Averages

## Rate per Square Feet History Graph Continued

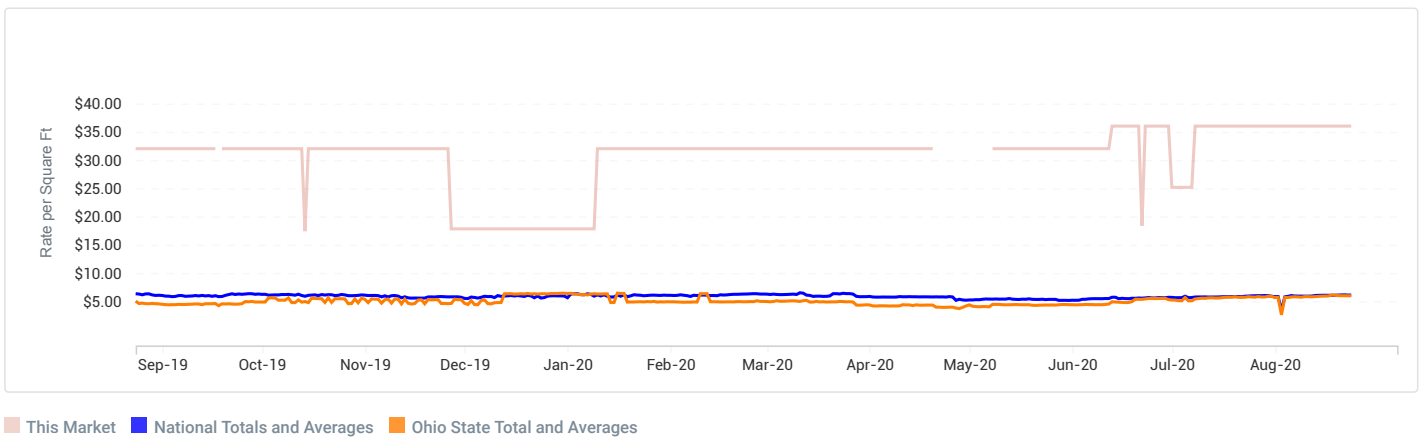
10x30 CC



## Trendline (10x30 CC)



## Car Parking





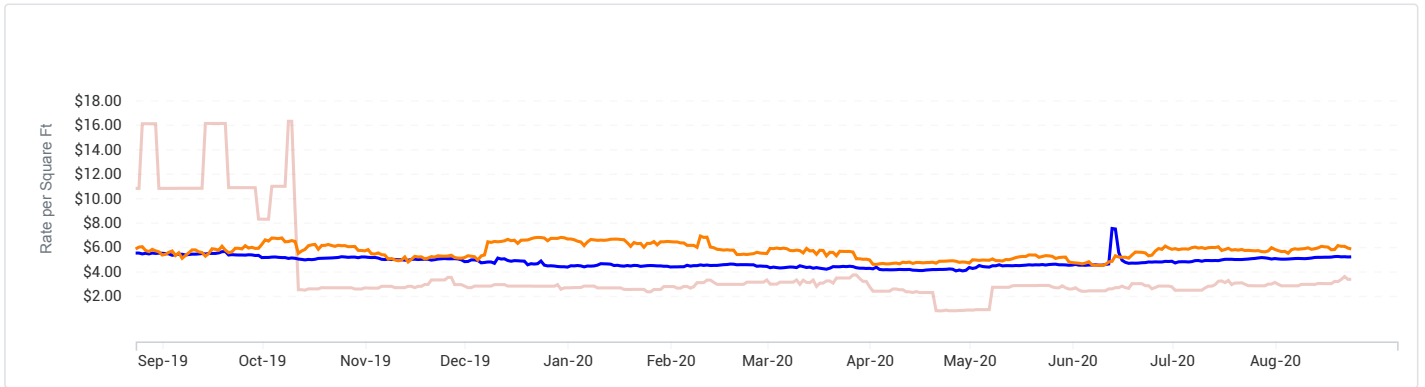
## Rate per Square Feet History Graph Continued

### Trendline (Car Parking)



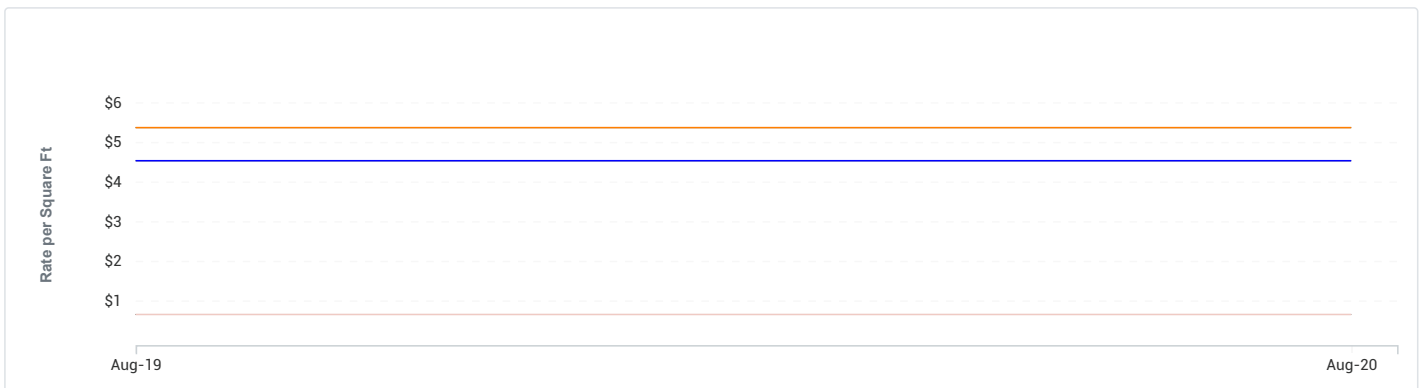
■ This Market ■ National Totals and Averages ■ Ohio State Total and Averages

### RV Parking



■ This Market ■ National Totals and Averages ■ Ohio State Total and Averages

### Trendline (RV Parking)



■ This Market ■ National Totals and Averages ■ Ohio State Total and Averages

## Average Unit Type Rates

Comparison of each of the most common unit types and the average Advertised Online rate for each.

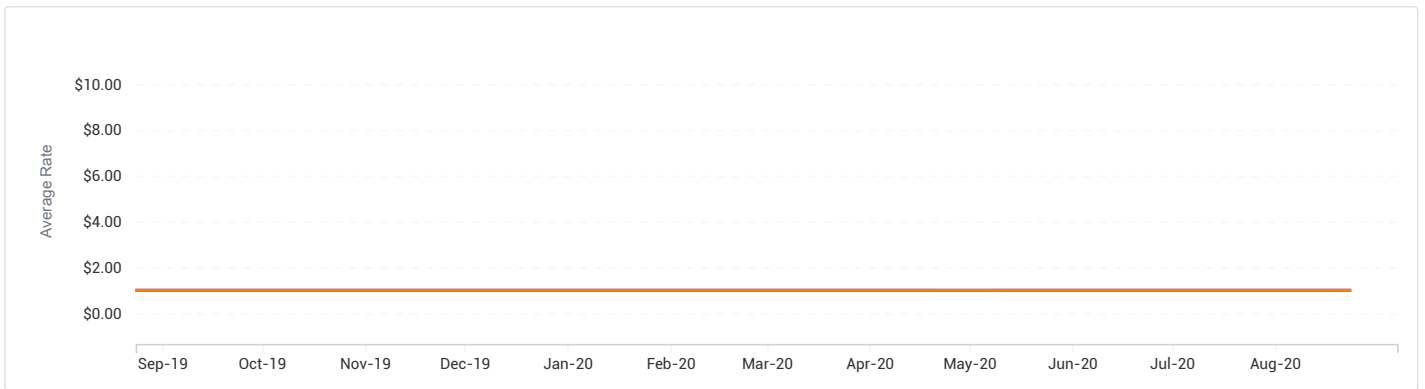
ALL UNITS	ALL REG	ALL CC	5X5 REG	5X5 CC	5X10 REG	5X10 CC	10X10 REG	10X10 CC	10X15 REG	10X15 CC	10X20 REG	10X20 CC	10X30 REG	10X30 CC	CAR PARKING	RV PARKING
\$113.92	\$106.86	\$122.03	\$36.57	\$39.06	\$53.20	\$62.25	\$93.34	\$110.84	\$125.88	\$156.79	\$147.52	\$219.12	\$189.40	\$311.00	\$36.00	\$184.25
\$120.82	\$114.28	\$132.36	\$49.92	\$54.74	\$65.63	\$81.98	\$100.30	\$128.94	\$129.67	\$171.28	\$153.80	\$219.92	\$205.94	\$319.73	\$111.24	\$127.45
\$97.43	\$92.56	\$112.86	\$38.49	\$49.63	\$53.19	\$74.61	\$83.12	\$116.38	\$104.00	\$151.81	\$124.41	\$192.56	\$168.26	\$280.29	\$76.75	\$101.65

■ This Market 
 ■ National Totals and Averages 
 ■ Ohio State Total and Averages

## Average Rates History

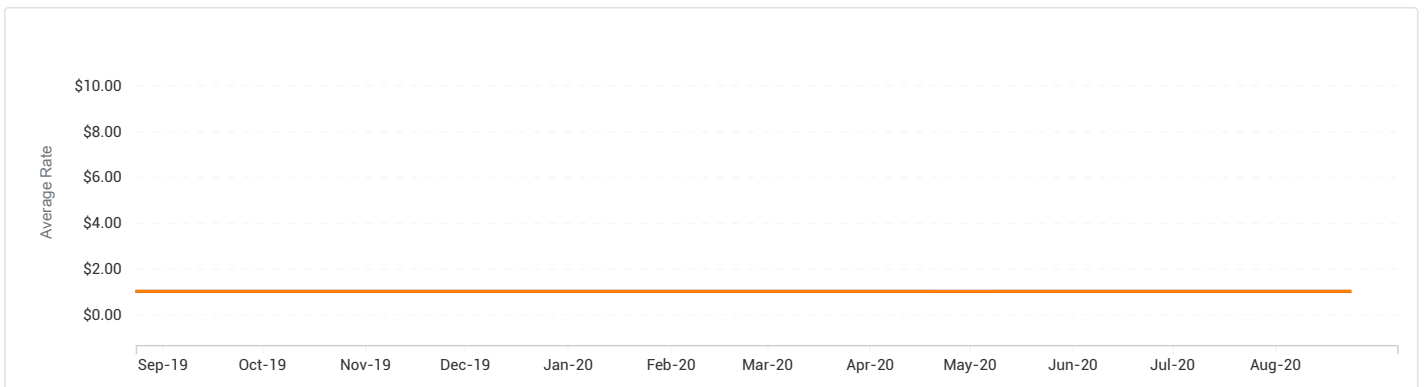
Historical graphs showing the average rate over the past 12 months for each of the most common unit types.

### All Units



■ This Market 
 ■ National Totals and Averages 
 ■ Ohio State Total and Averages

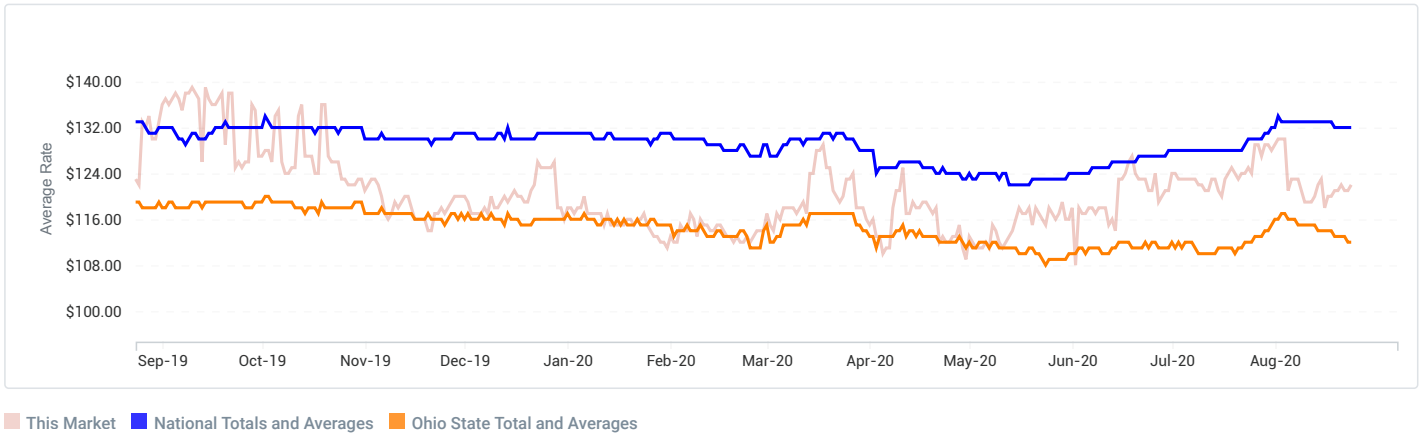
### All Reg



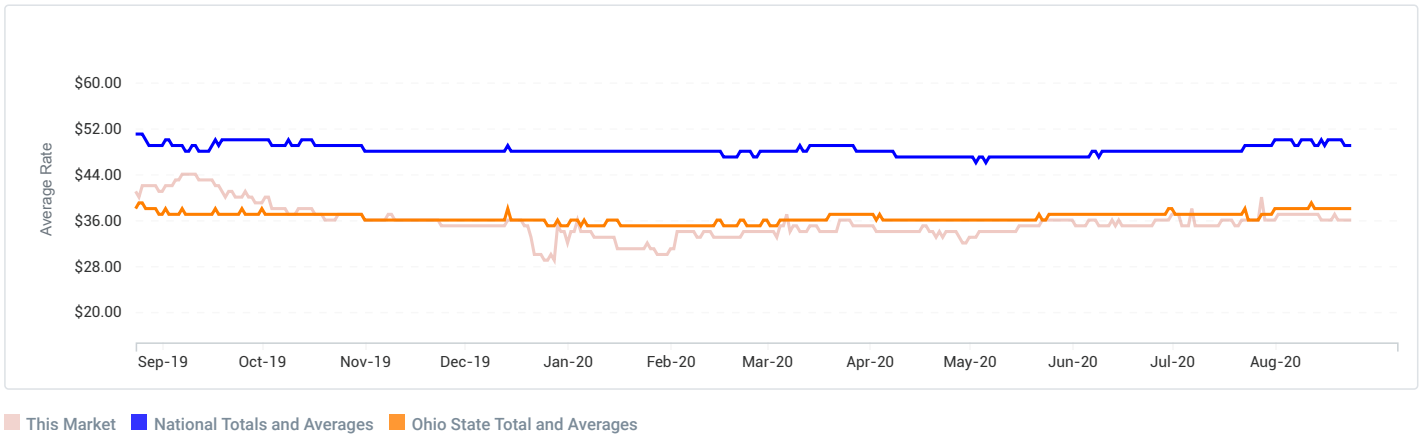
■ This Market 
 ■ National Totals and Averages 
 ■ Ohio State Total and Averages

## Average Rates History Continued

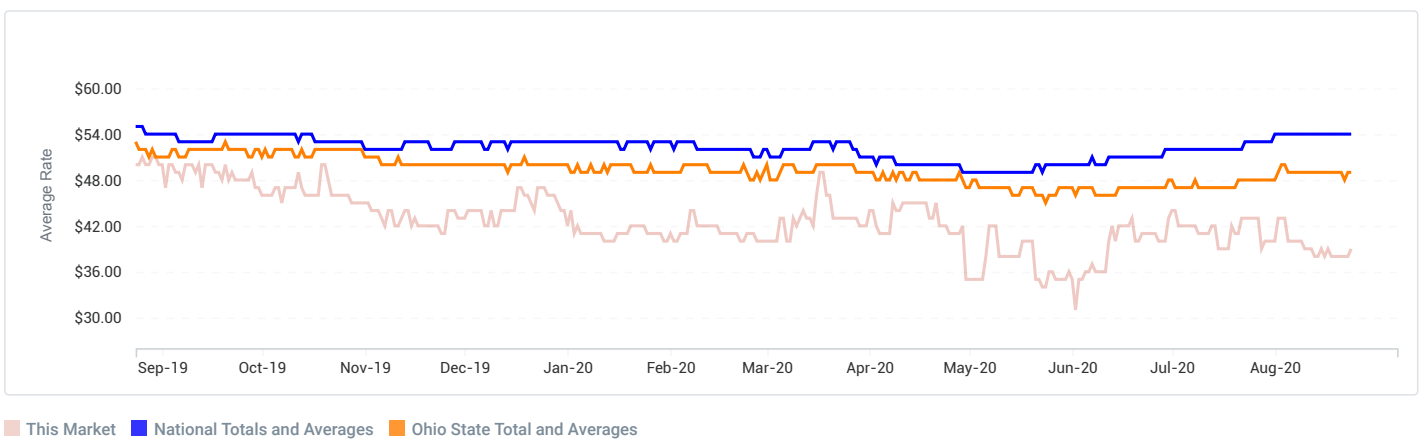
All CC



5x5 Reg

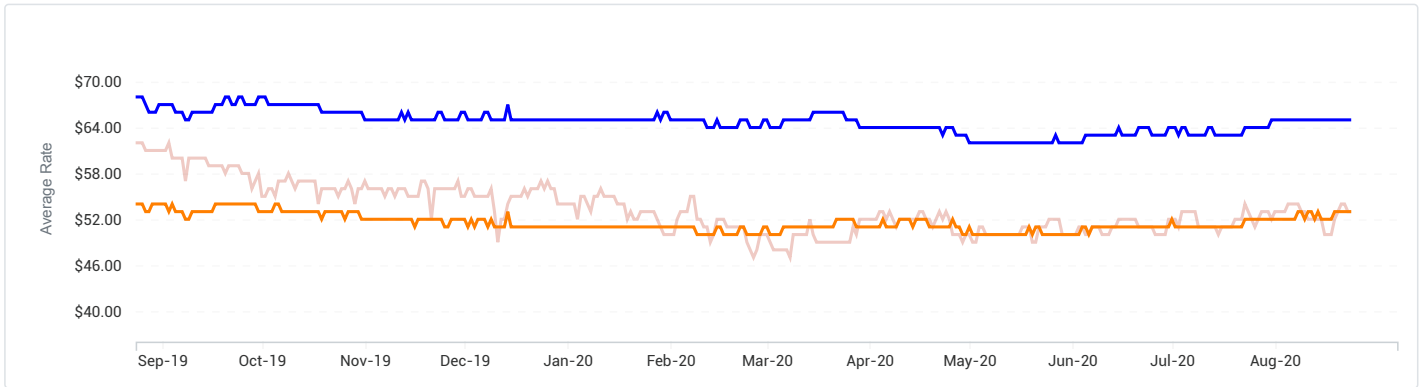


5x5 CC



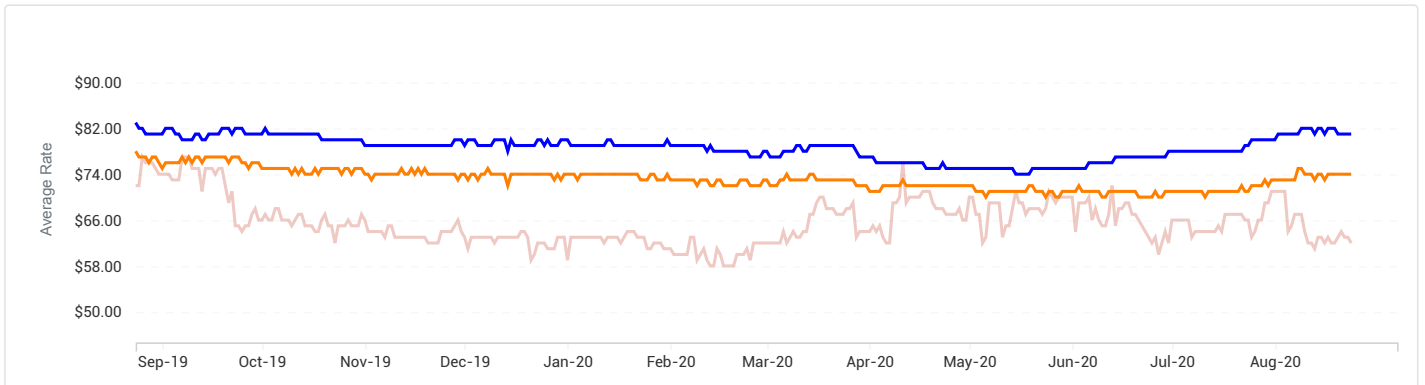
## Average Rates History Continued

### 5x10 Reg



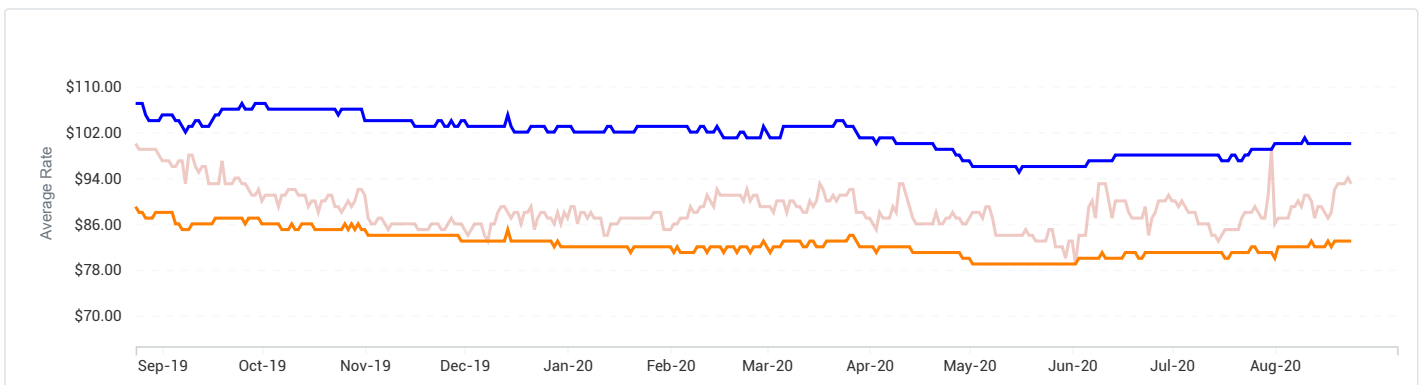
This Market National Totals and Averages Ohio State Total and Averages

### 5x10 CC



This Market National Totals and Averages Ohio State Total and Averages

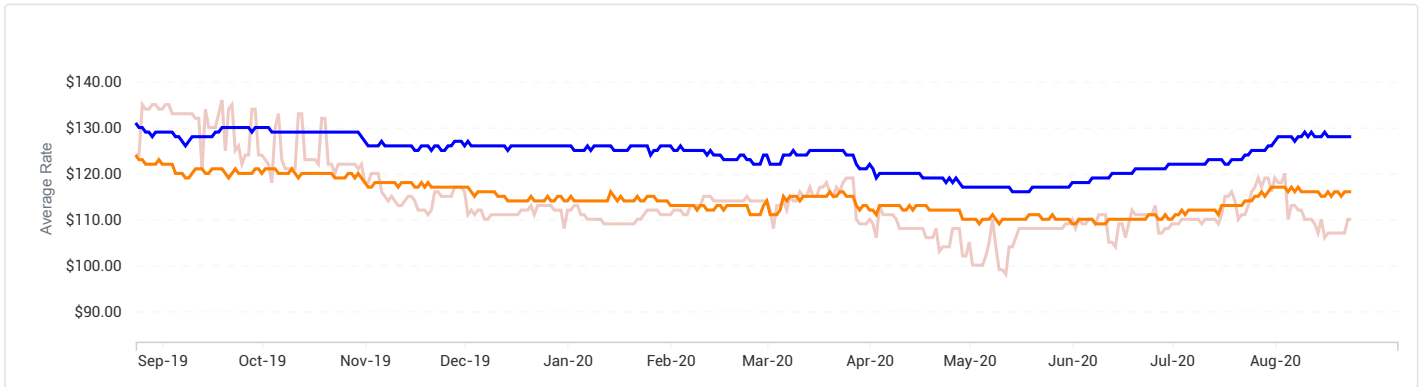
### 10x10 Reg



This Market National Totals and Averages Ohio State Total and Averages

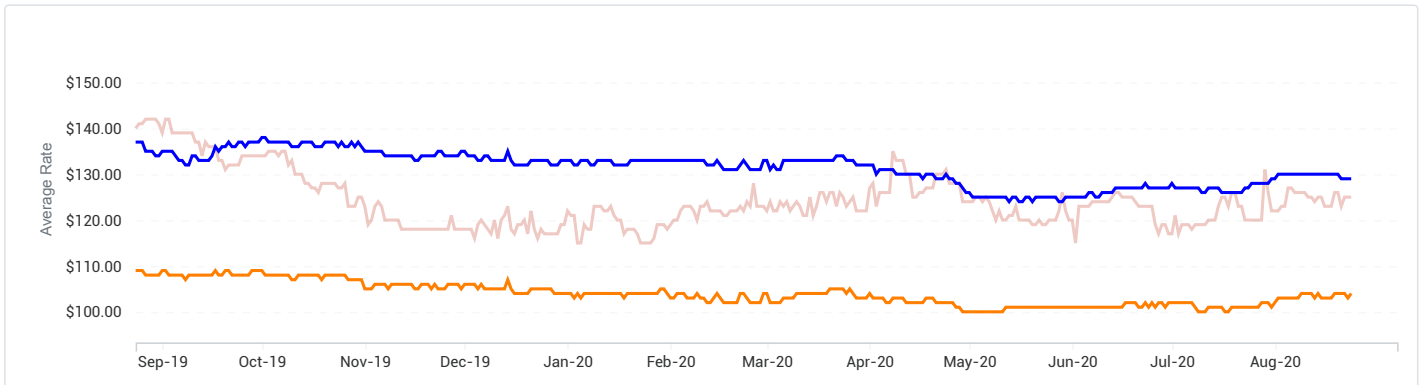
## Average Rates History Continued

### 10x10 CC



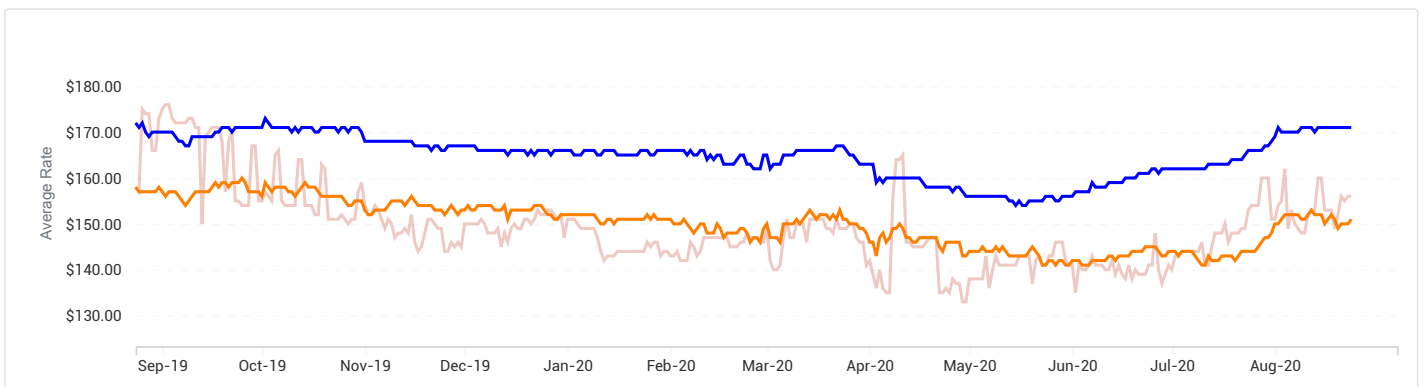
■ This Market ■ National Totals and Averages ■ Ohio State Total and Averages

### 10x15 Reg



■ This Market ■ National Totals and Averages ■ Ohio State Total and Averages

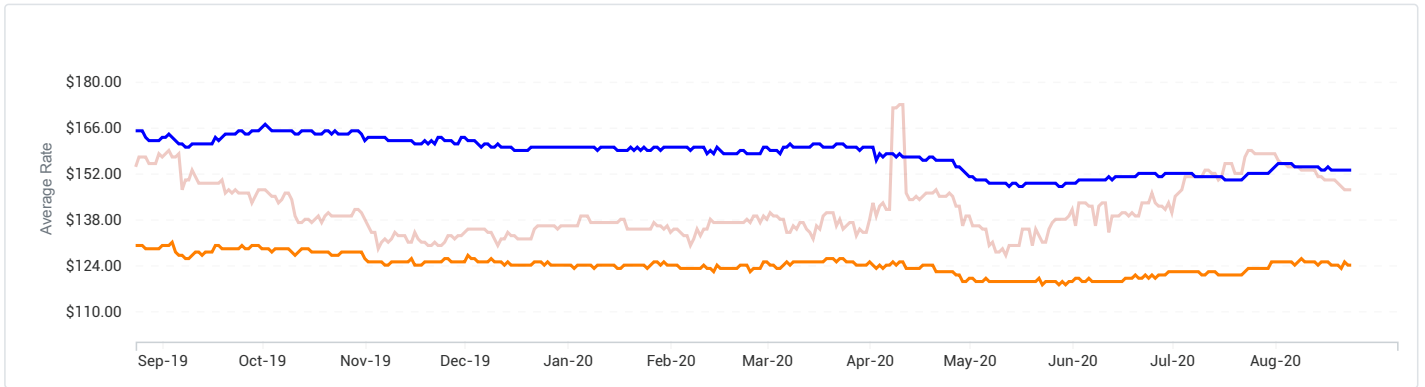
### 10x15 CC



■ This Market ■ National Totals and Averages ■ Ohio State Total and Averages

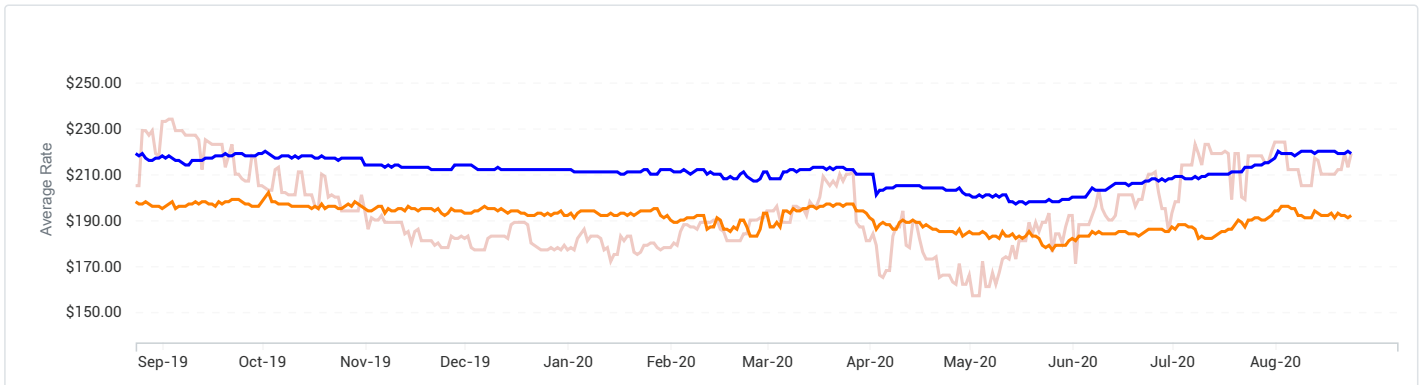
## Average Rates History Continued

### 10x20 Reg



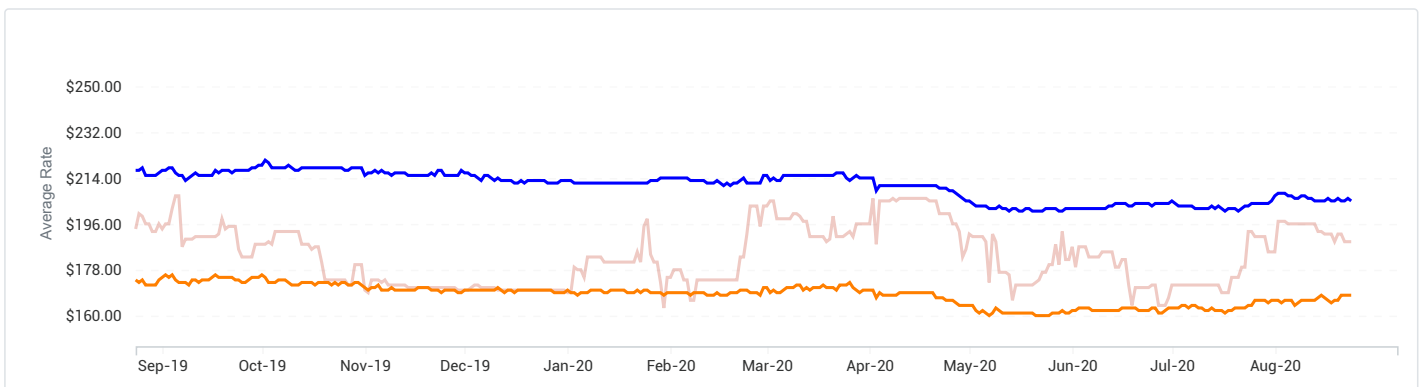
■ This Market ■ National Totals and Averages ■ Ohio State Total and Averages

### 10x20 CC



■ This Market ■ National Totals and Averages ■ Ohio State Total and Averages

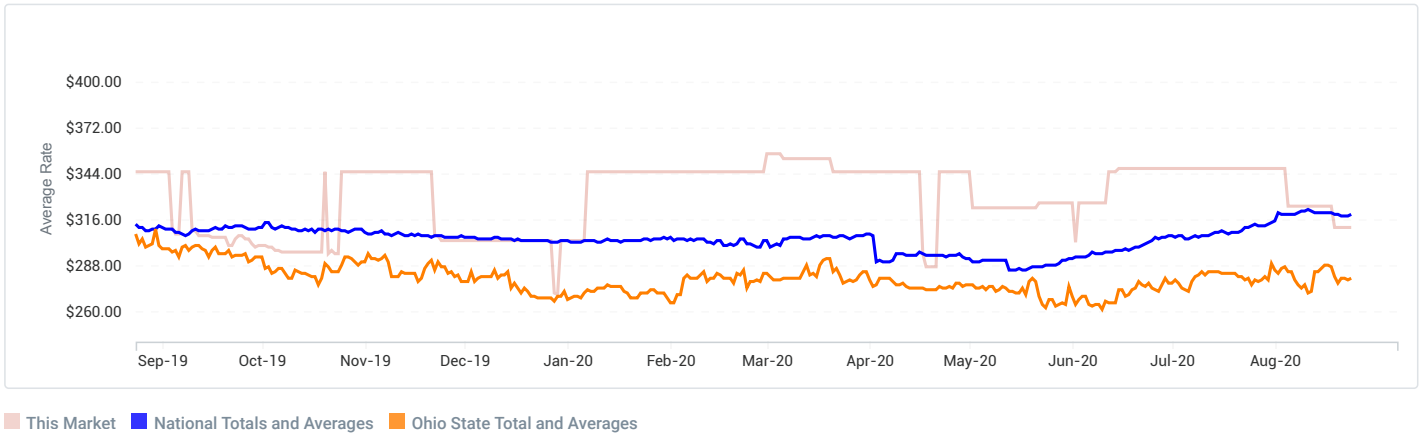
### 10x30 Reg



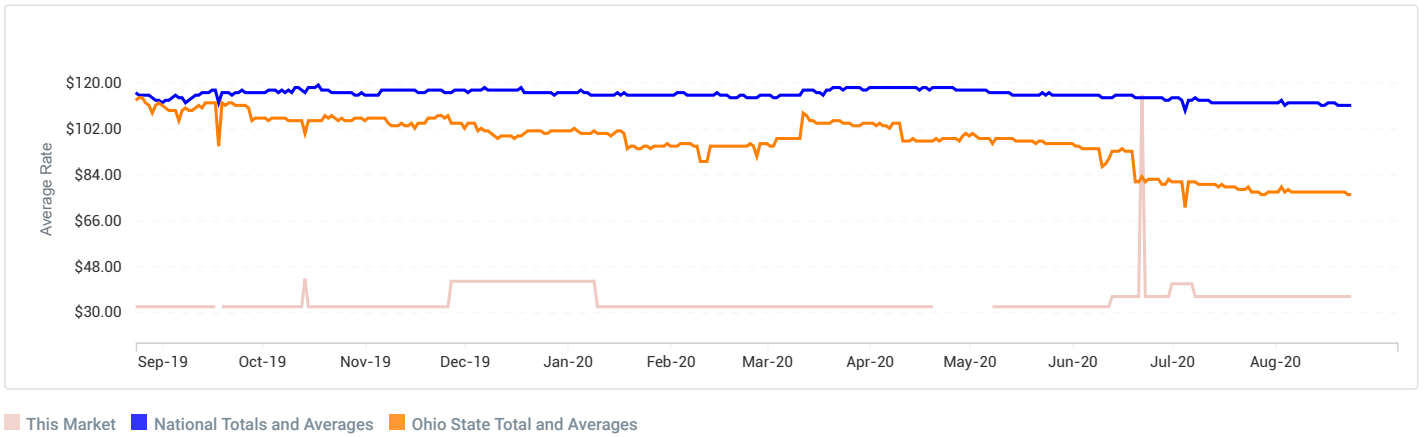
■ This Market ■ National Totals and Averages ■ Ohio State Total and Averages

## Average Rates History Continued

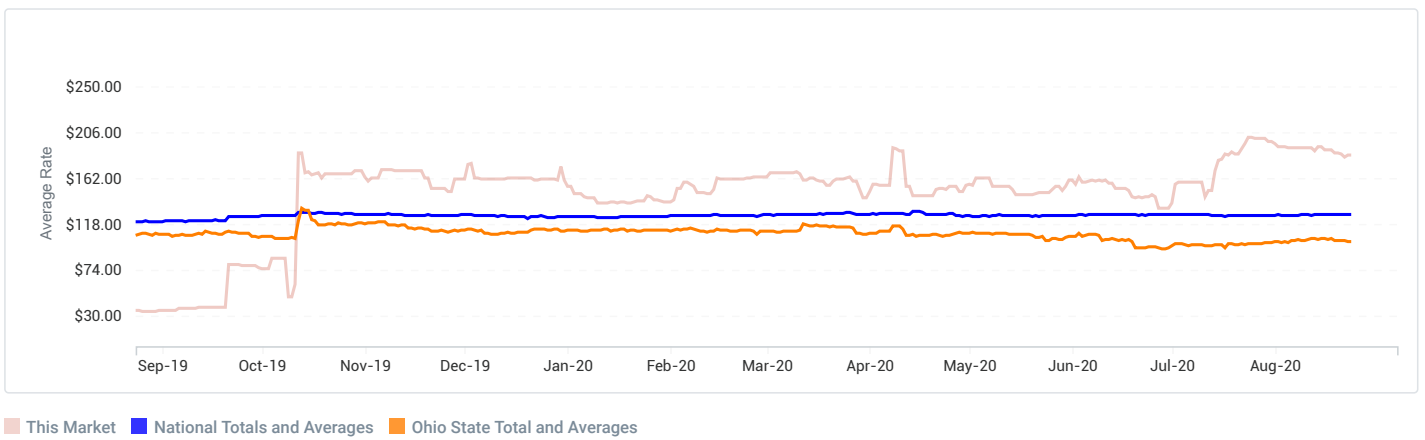
### 10x30 CC



### Car Parking



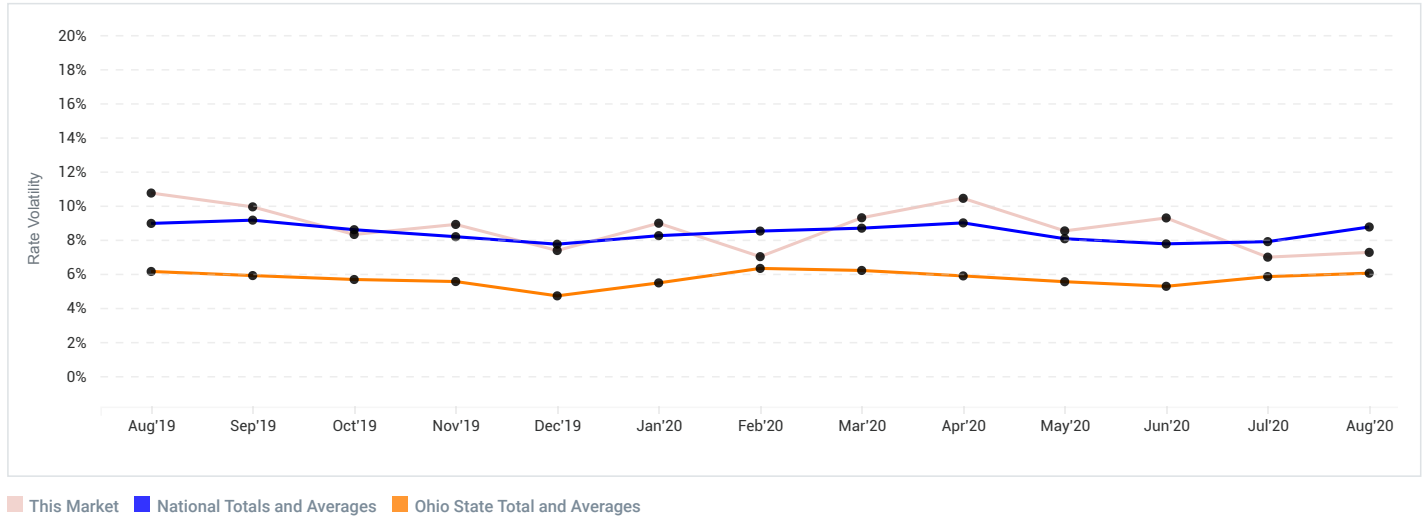
### RV Parking



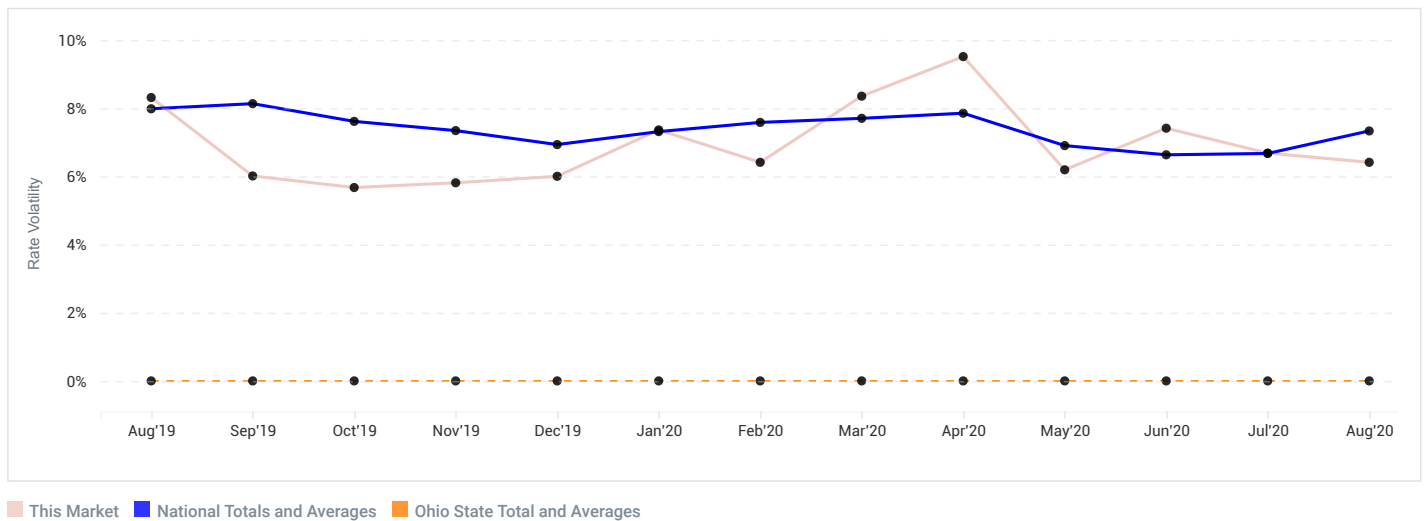
## Rate Volatility History

Graphs with the average rate volatility over the last 12 months for each of the most common unit types. Rate volatility measures the number of rate changes (by a store or a market) over a period of time. A higher rate volatility percentage indicates a more aggressive operator or market.

### All Units



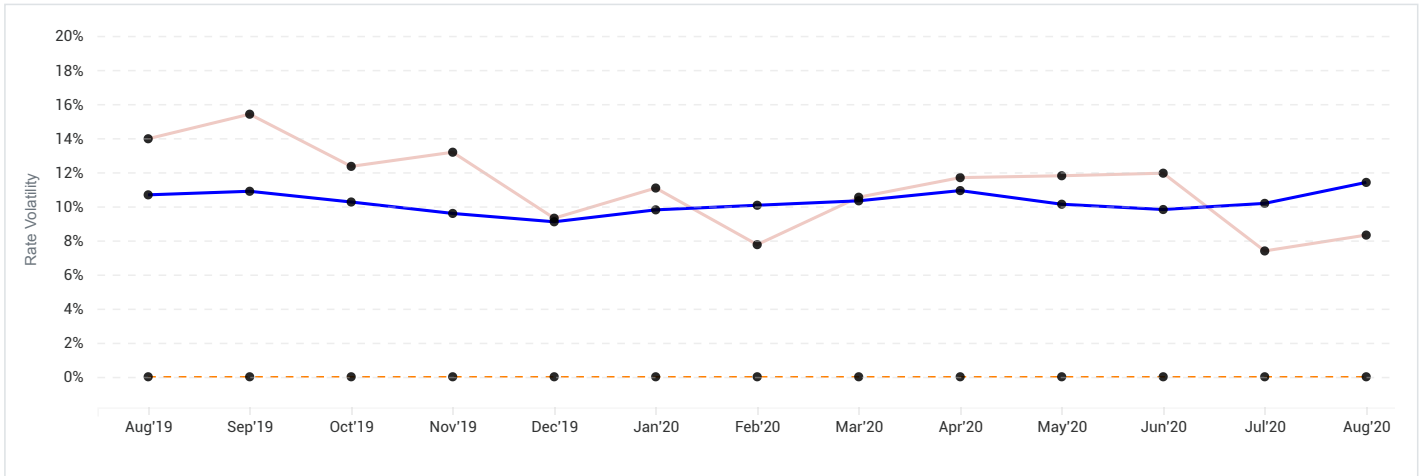
### All Reg





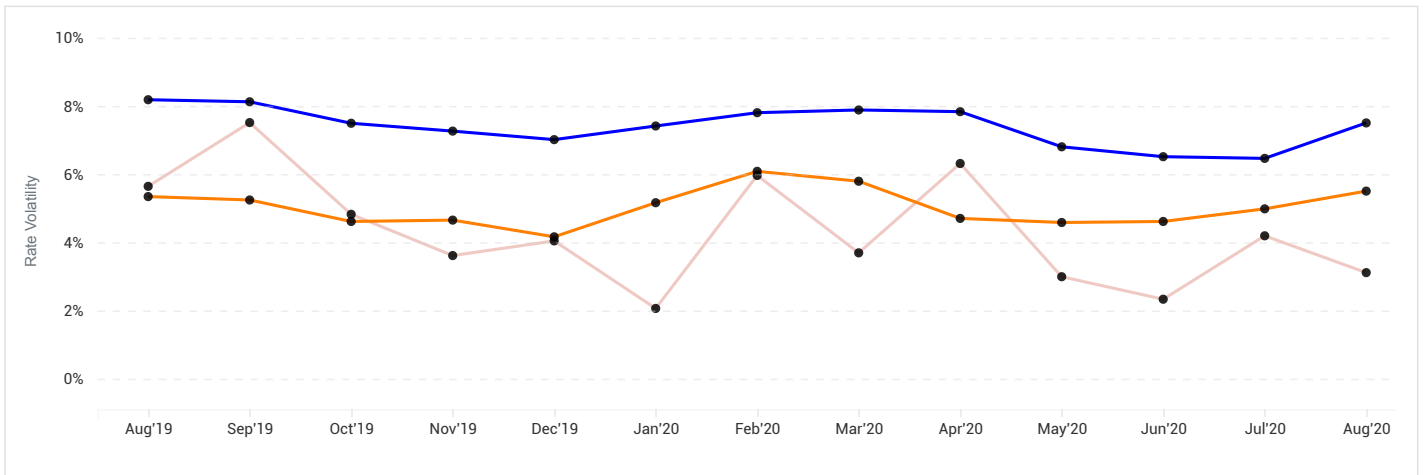
## Rate Volatility History Continued

All CC



■ This Market ■ National Totals and Averages ■ Ohio State Total and Averages

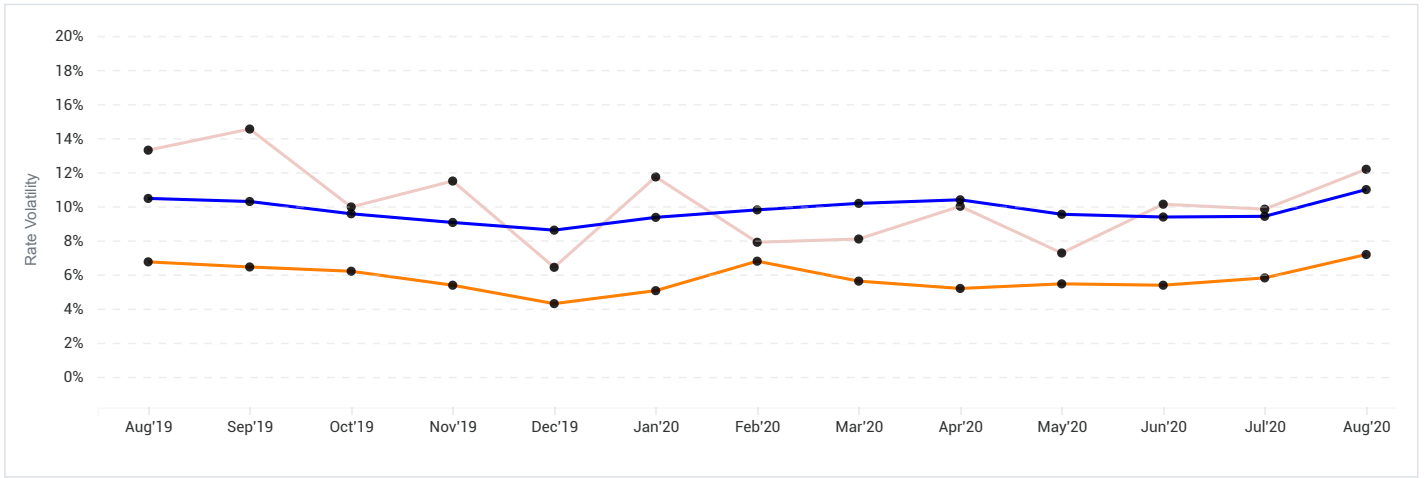
5x5 Reg



■ This Market ■ National Totals and Averages ■ Ohio State Total and Averages

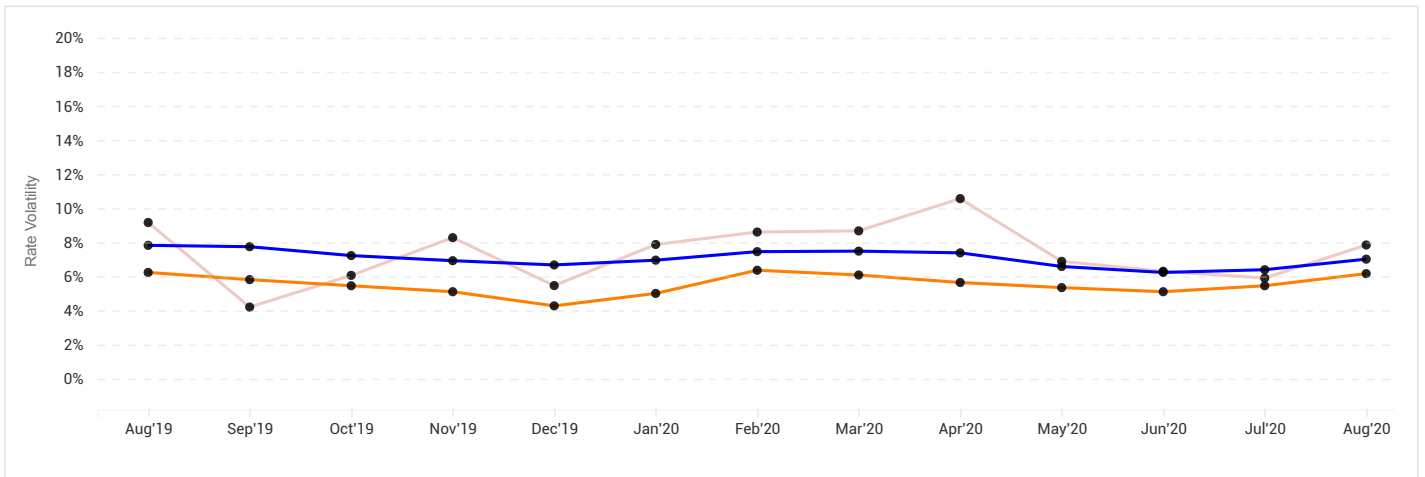
## Rate Volatility History Continued

5x5 CC



■ This Market ■ National Totals and Averages ■ Ohio State Total and Averages

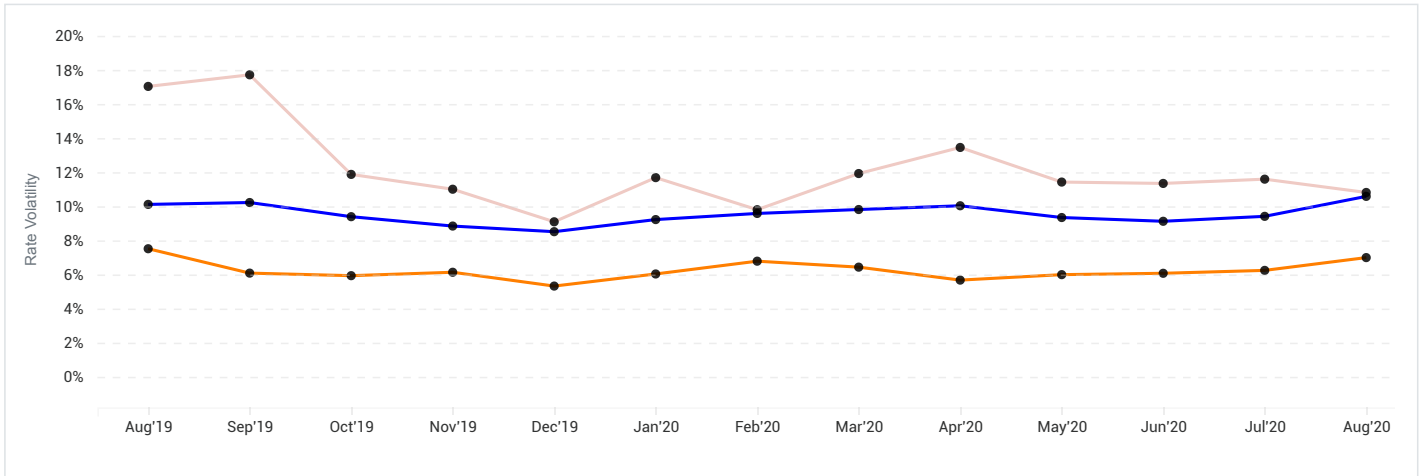
5x10 Reg



■ This Market ■ National Totals and Averages ■ Ohio State Total and Averages

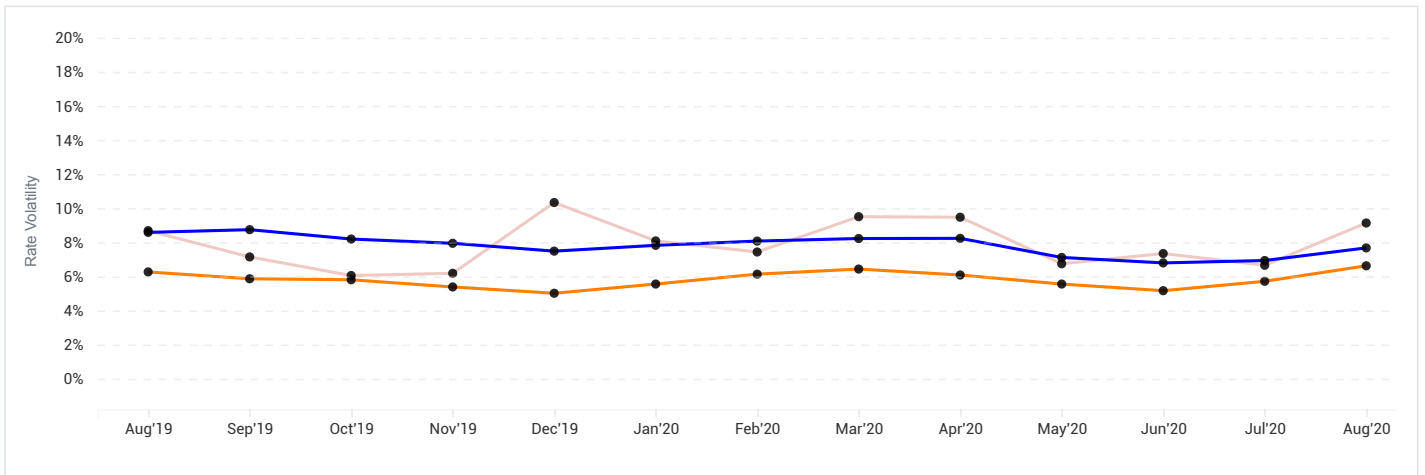
## Rate Volatility History Continued

5x10 CC



■ This Market ■ National Totals and Averages ■ Ohio State Total and Averages

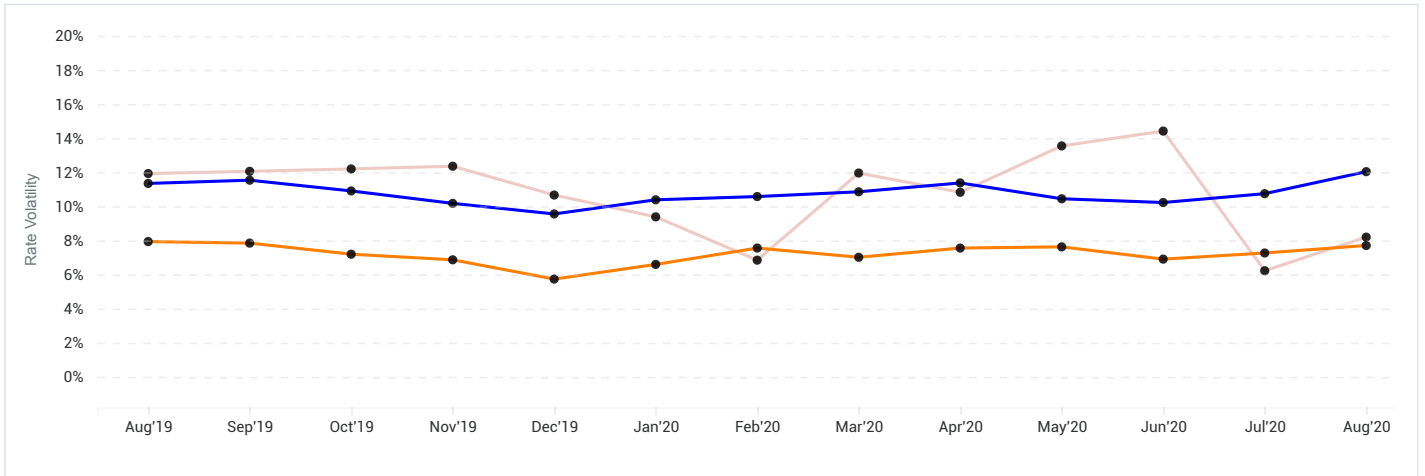
10x10 Reg



■ This Market ■ National Totals and Averages ■ Ohio State Total and Averages

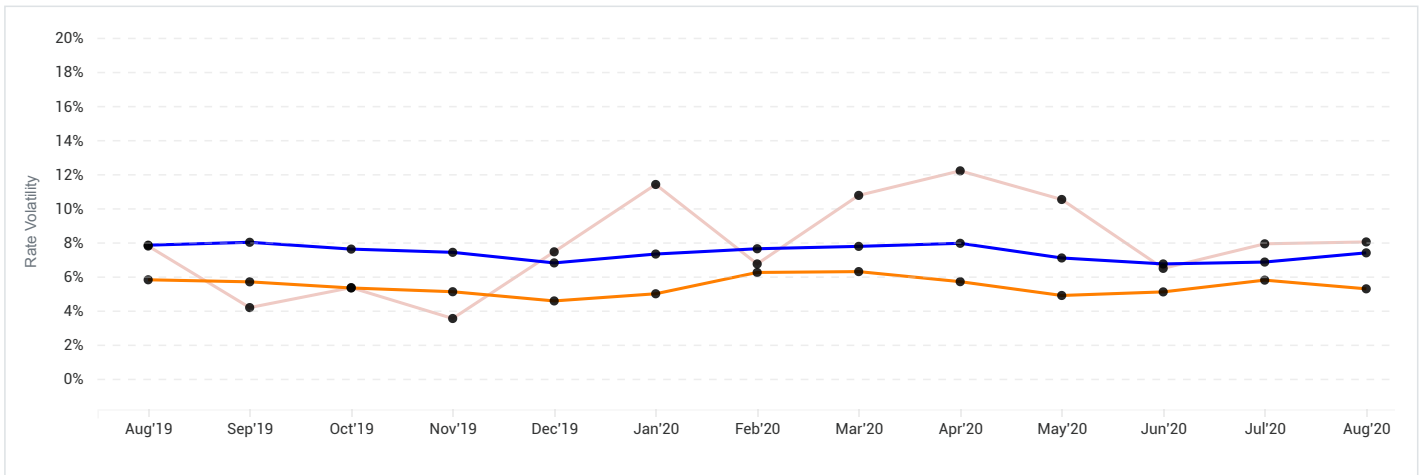
## Rate Volatility History Continued

### 10x10 CC



■ This Market ■ National Totals and Averages ■ Ohio State Total and Averages

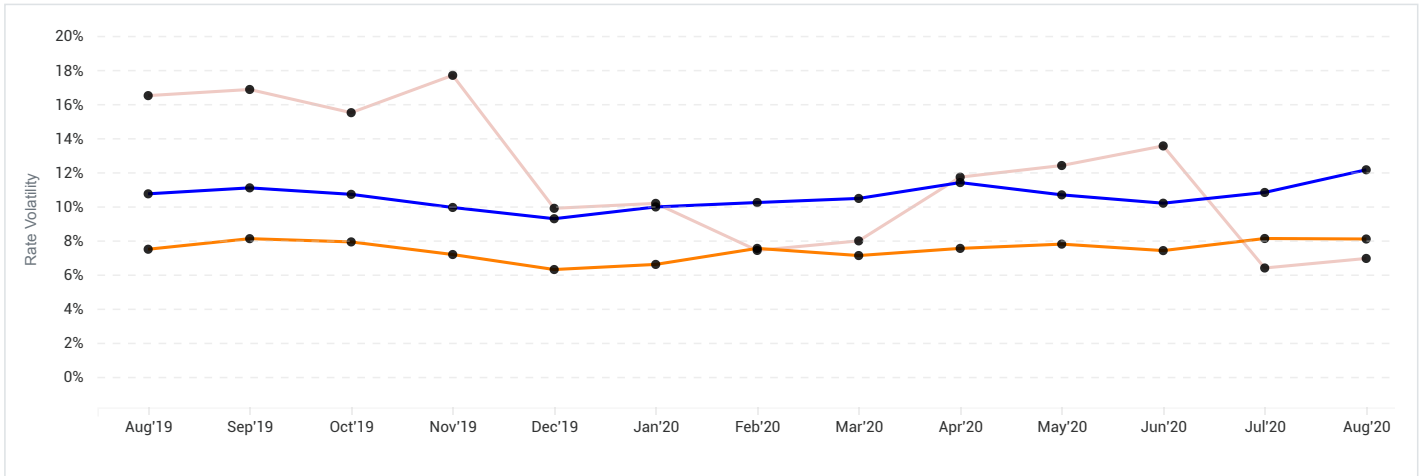
### 10x15 Reg



■ This Market ■ National Totals and Averages ■ Ohio State Total and Averages

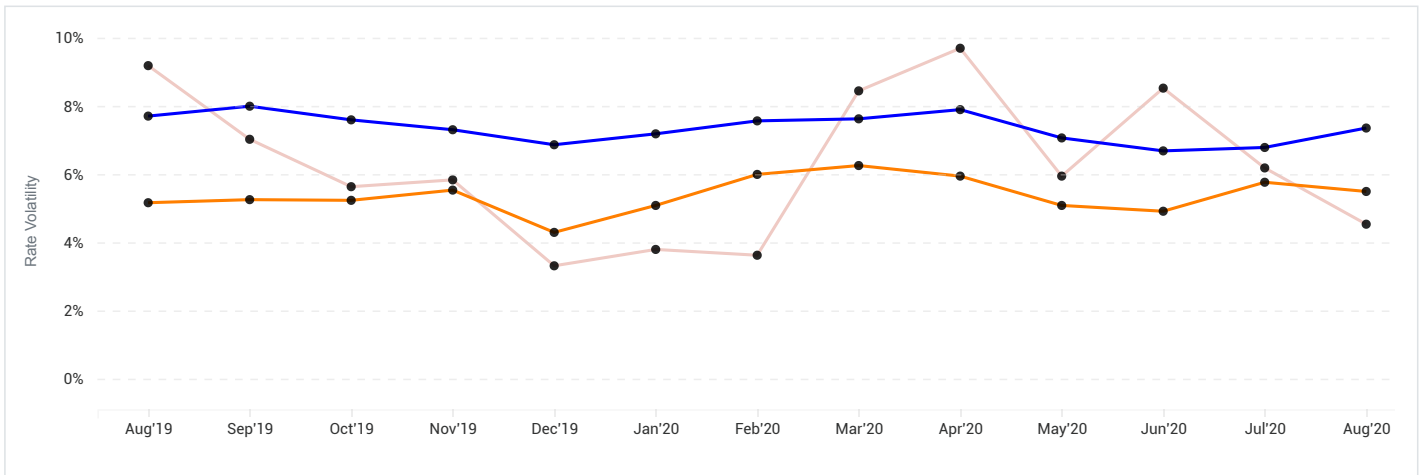
## Rate Volatility History Continued

10x15 CC



■ This Market ■ National Totals and Averages ■ Ohio State Total and Averages

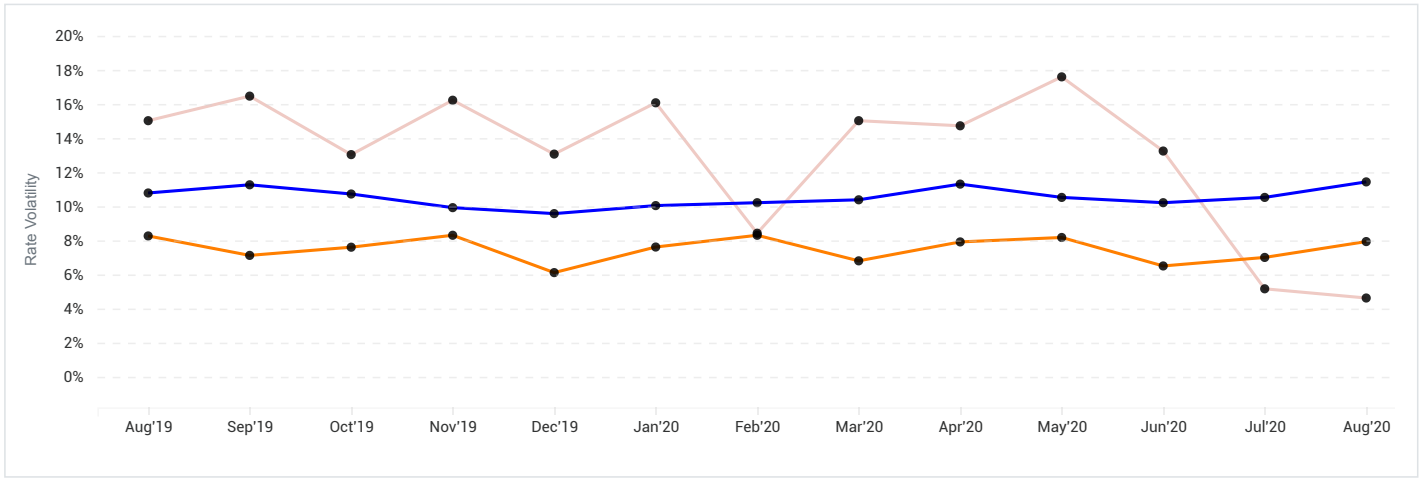
10x20 Reg



■ This Market ■ National Totals and Averages ■ Ohio State Total and Averages

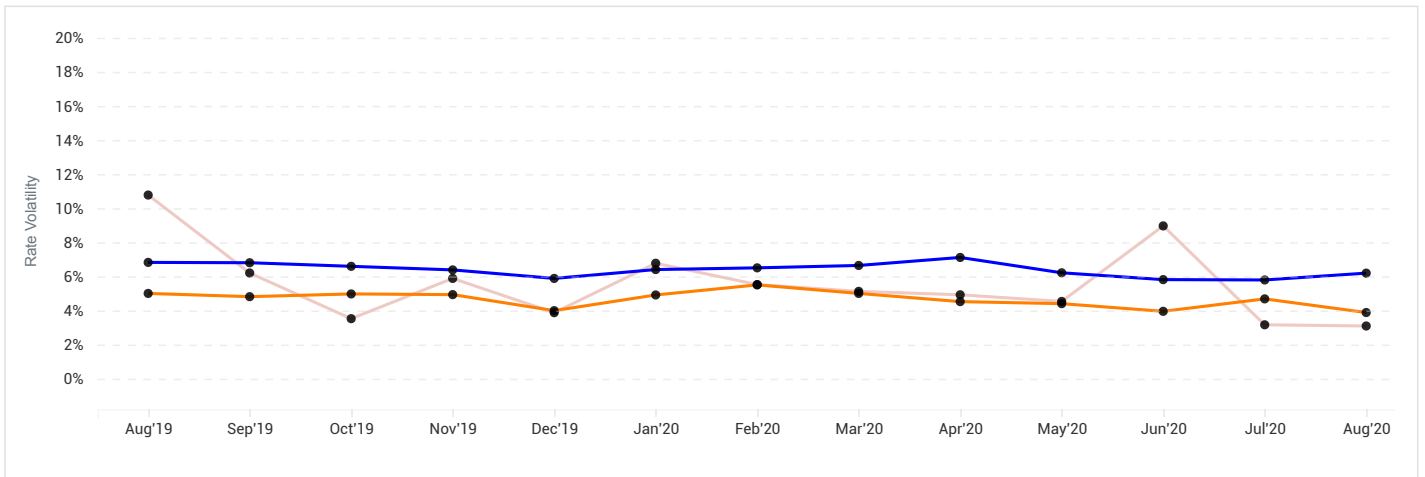
## Rate Volatility History Continued

### 10x20 CC



■ This Market ■ National Totals and Averages ■ Ohio State Total and Averages

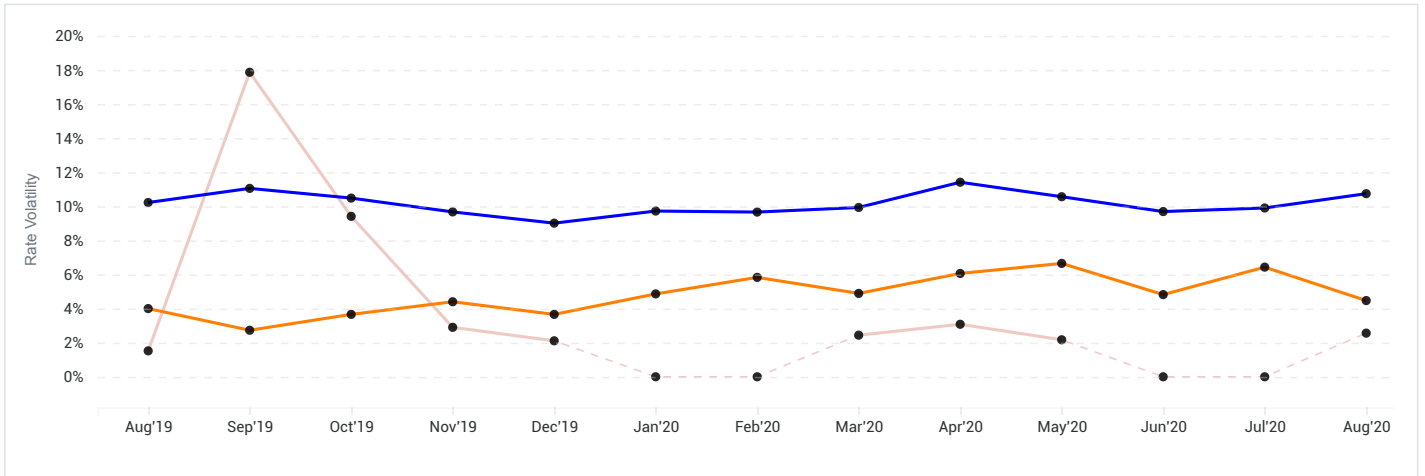
### 10x30 Reg



■ This Market ■ National Totals and Averages ■ Ohio State Total and Averages

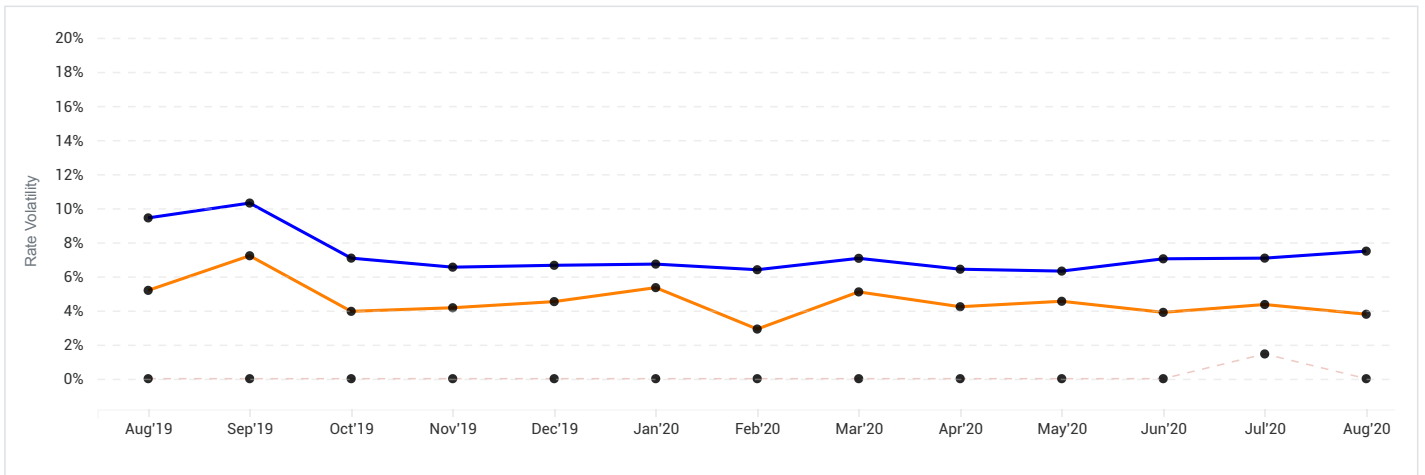
## Rate Volatility History Continued

10x30 CC



■ This Market ■ National Totals and Averages ■ Ohio State Total and Averages

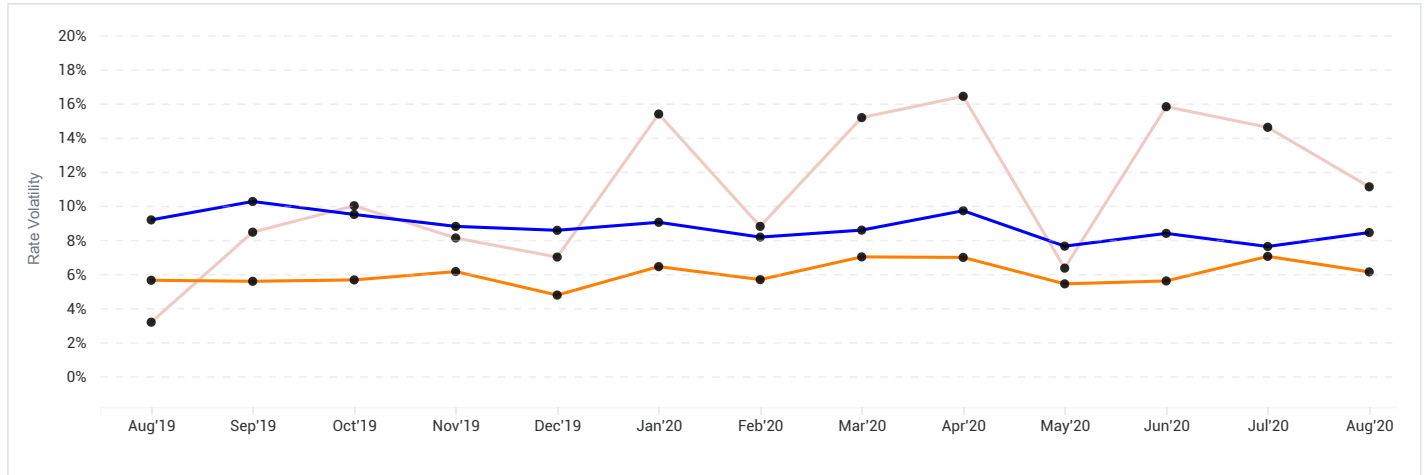
## Car Parking



■ This Market ■ National Totals and Averages ■ Ohio State Total and Averages

## Rate Volatility History Continued

### RV Parking



■ This Market 
 ■ National Totals and Averages 
 ■ Ohio State Total and Averages

## Current Inventory Availability by Unit Type

Current number of Stores in the market offering each of the most common unit types.

UNIT TYPES	THIS MARKET		NATIONAL TOTALS AND AVERAGES		OHIO STATE TOTAL AND AVERAGES	
	ONMARKET	OFFMARKET	ONMARKET	OFFMARKET	ONMARKET	OFFMARKET
All Units	21(91%)	2(9%)	29,916(82%)	6,567(18%)	903(81%)	214(19%)
All Reg	15(75%)	5(25%)	26,285(75%)	8,896(25%)	844(78%)	242(22%)
All CC	14(82%)	3(18%)	14,359(65%)	7,670(35%)	305(54%)	263(46%)
5x5 Reg	12(75%)	4(25%)	9,617(47%)	10,969(53%)	299(50%)	303(50%)
5x5 CC	10(63%)	6(38%)	9,373(53%)	8,387(47%)	170(38%)	278(62%)
5x10 Reg	12(71%)	5(29%)	17,436(60%)	11,422(40%)	621(67%)	305(33%)
5x10 CC	12(75%)	4(25%)	10,803(54%)	9,237(46%)	231(46%)	275(54%)
10x10 Reg	11(58%)	8(42%)	20,049(64%)	11,519(36%)	666(66%)	342(34%)
10x10 CC	11(65%)	6(35%)	11,541(56%)	9,170(44%)	230(44%)	292(56%)
10x15 Reg	10(59%)	7(41%)	15,547(55%)	12,520(45%)	516(58%)	374(42%)
10x15 CC	9(53%)	8(47%)	9,063(48%)	9,720(52%)	168(37%)	287(63%)
10x20 Reg	10(53%)	9(47%)	17,193(57%)	12,974(43%)	552(58%)	396(42%)
10x20 CC	9(60%)	6(40%)	7,292(43%)	9,660(57%)	109(29%)	268(71%)
10x30 Reg	6(46%)	7(54%)	9,188(43%)	12,382(57%)	363(49%)	377(51%)
10x30 CC	4(50%)	4(50%)	2,337(27%)	6,171(73%)	27(15%)	148(85%)
Car Parking	2(18%)	9(82%)	1,771(13%)	11,719(87%)	79(18%)	362(82%)
RV Parking	5(42%)	7(58%)	4,857(26%)	13,472(74%)	140(24%)	435(76%)

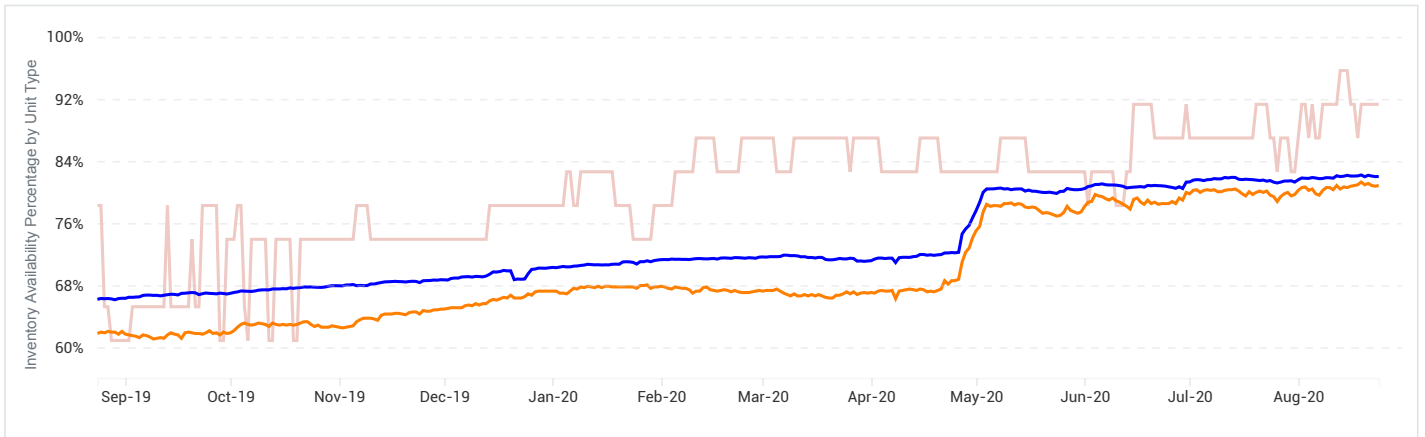
■ This Market 
 ■ National Totals and Averages 
 ■ Ohio State Total and Averages



## Inventory Availability by Unit Type History

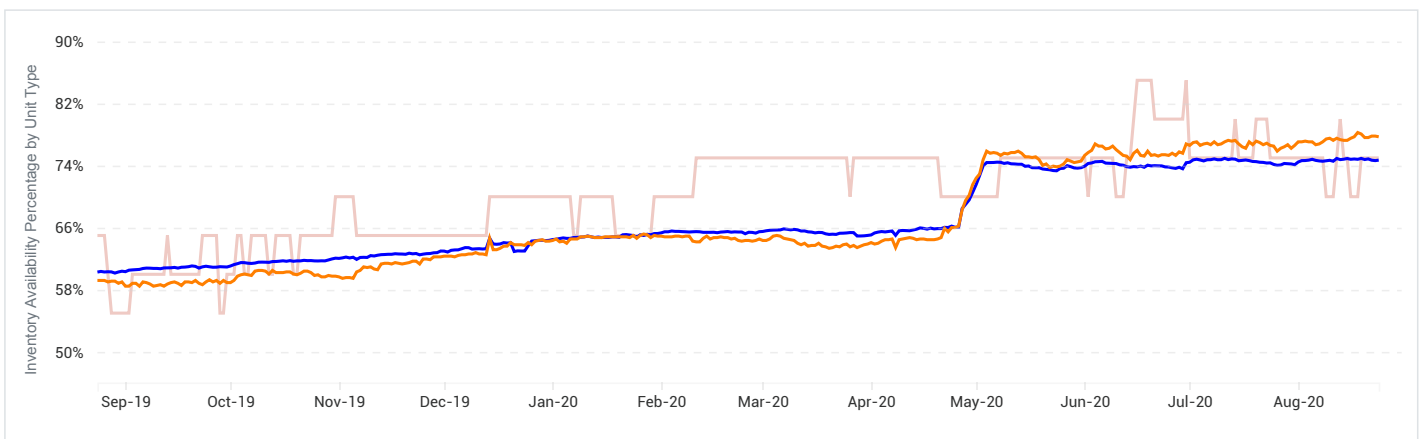
Graphs showing the number of Stores in this market which have offered each of the most common unit types over the past 12 months.

### All Units



■ This Market ■ National Totals and Averages ■ Ohio State Total and Averages

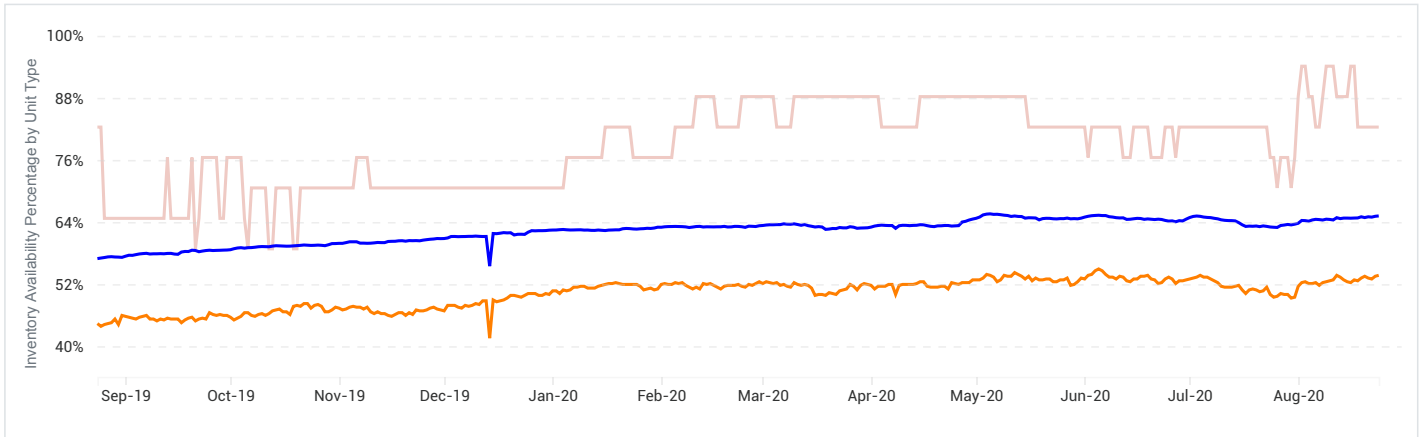
### All Reg



■ This Market ■ National Totals and Averages ■ Ohio State Total and Averages

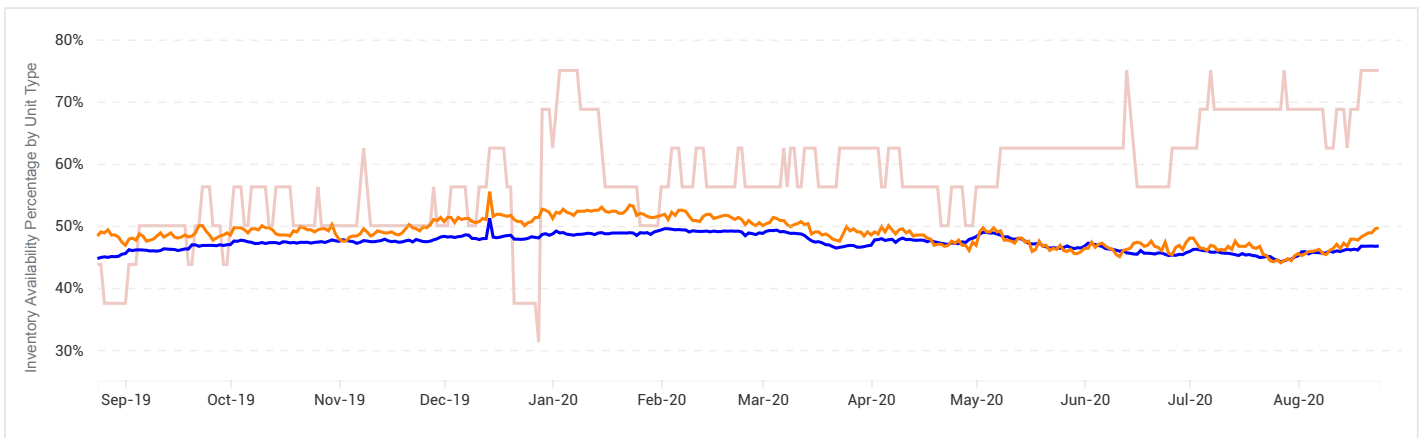
### Inventory Availability by Unit Type History Continued

All CC



■ This Market ■ National Totals and Averages ■ Ohio State Total and Averages

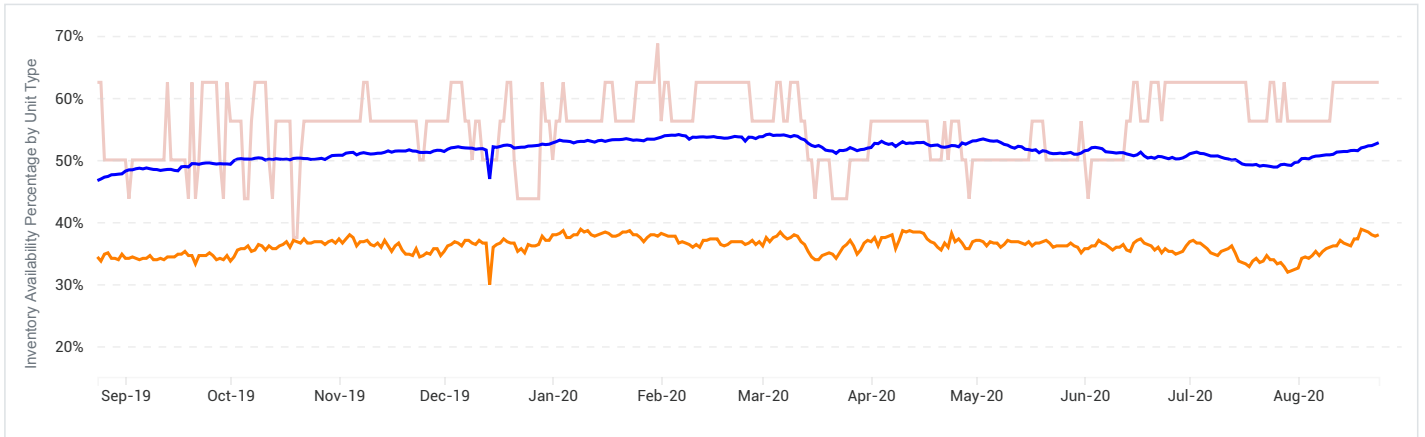
5x5 Reg



■ This Market ■ National Totals and Averages ■ Ohio State Total and Averages

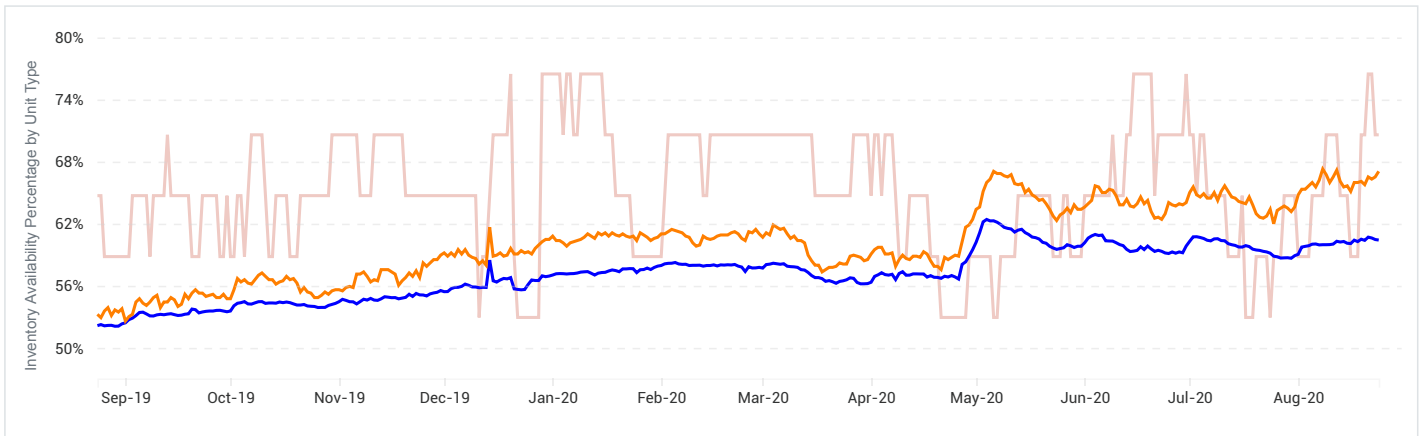
# Inventory Availability by Unit Type History Continued

## 5x5 CC



■ This Market ■ National Totals and Averages ■ Ohio State Total and Averages

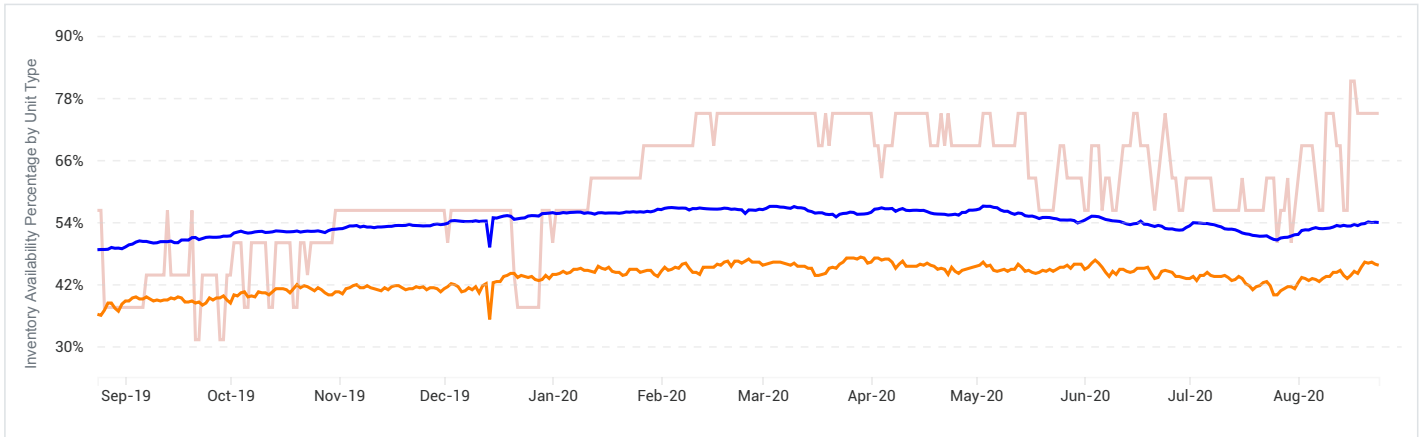
## 5x10 Reg



■ This Market ■ National Totals and Averages ■ Ohio State Total and Averages

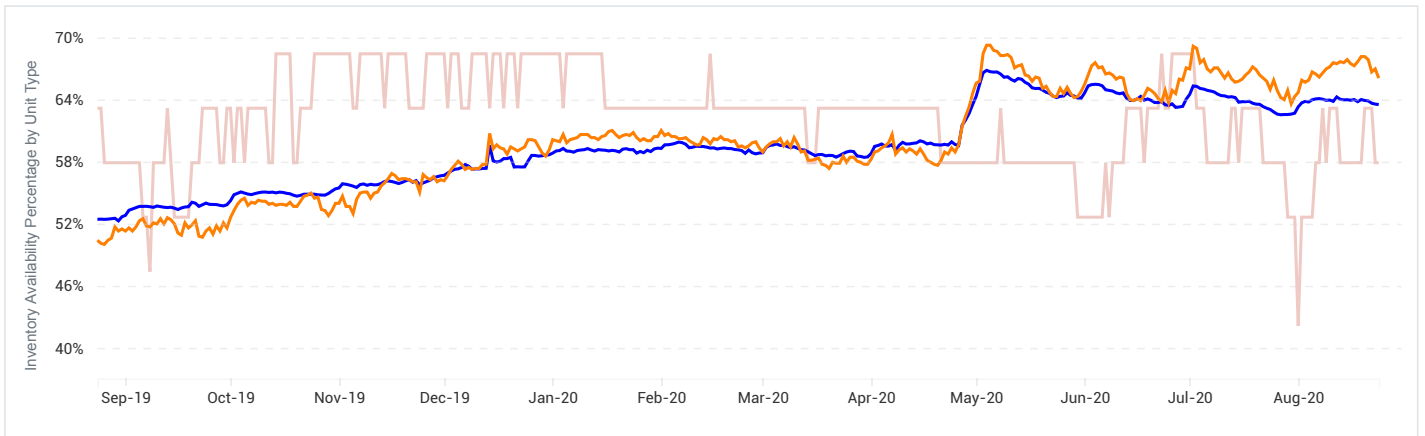
## Inventory Availability by Unit Type History Continued

### 5x10 CC



■ This Market ■ National Totals and Averages ■ Ohio State Total and Averages

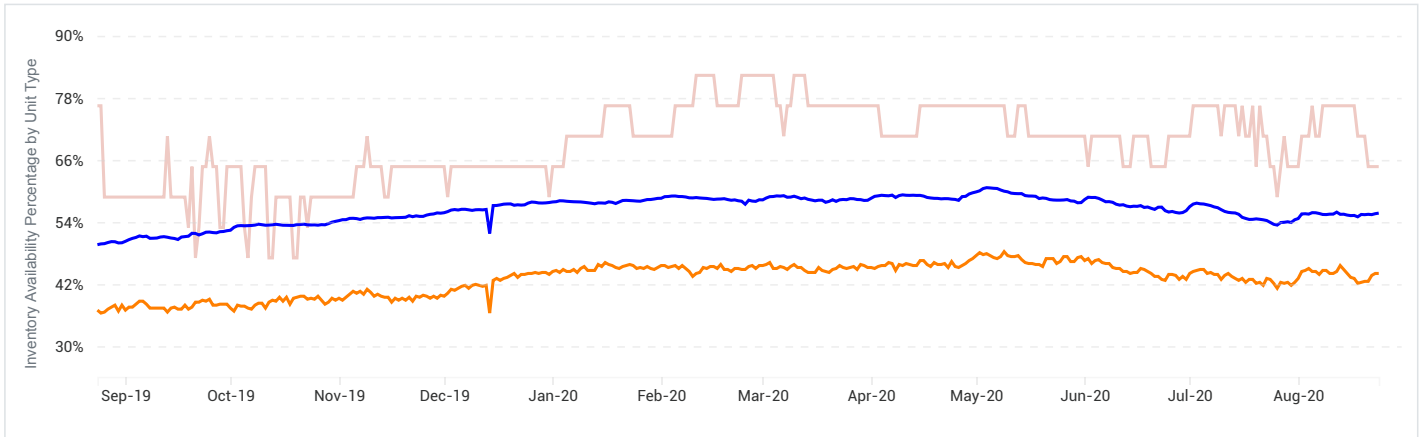
### 10x10 Reg



■ This Market ■ National Totals and Averages ■ Ohio State Total and Averages

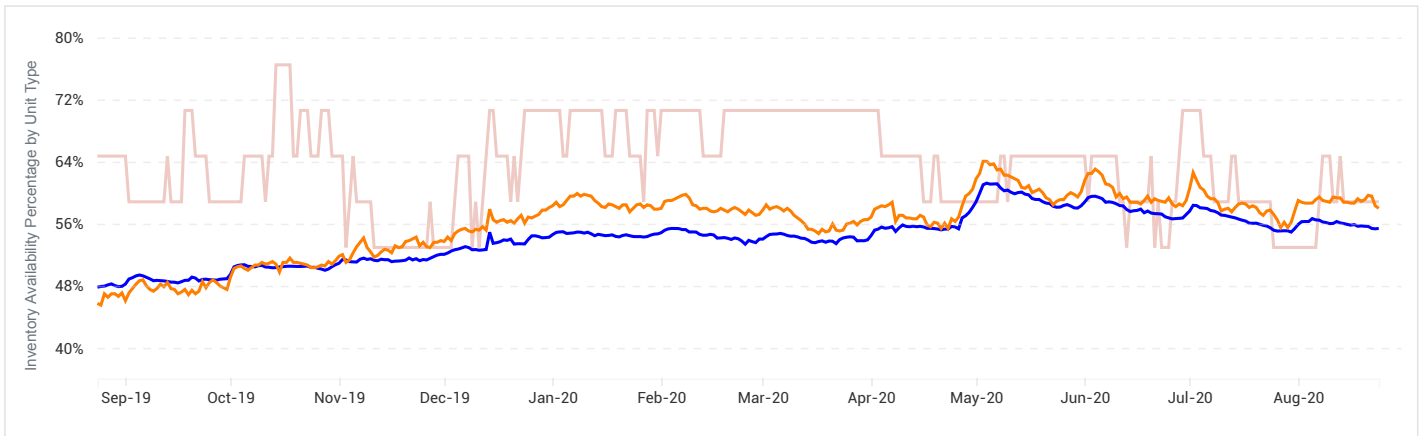
### Inventory Availability by Unit Type History Continued

#### 10x10 CC



■ This Market ■ National Totals and Averages ■ Ohio State Total and Averages

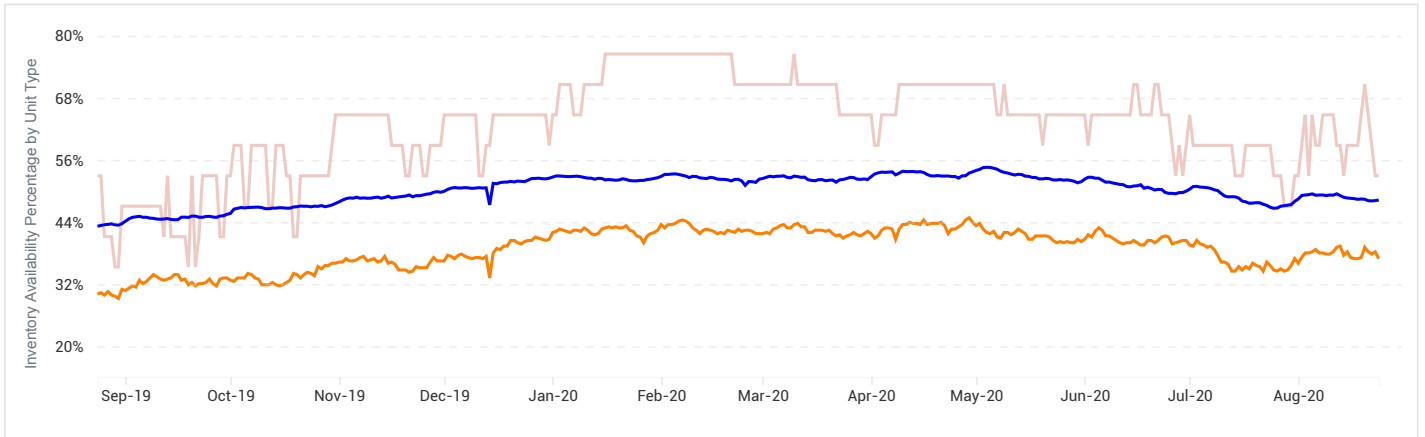
#### 10x15 Reg



■ This Market ■ National Totals and Averages ■ Ohio State Total and Averages

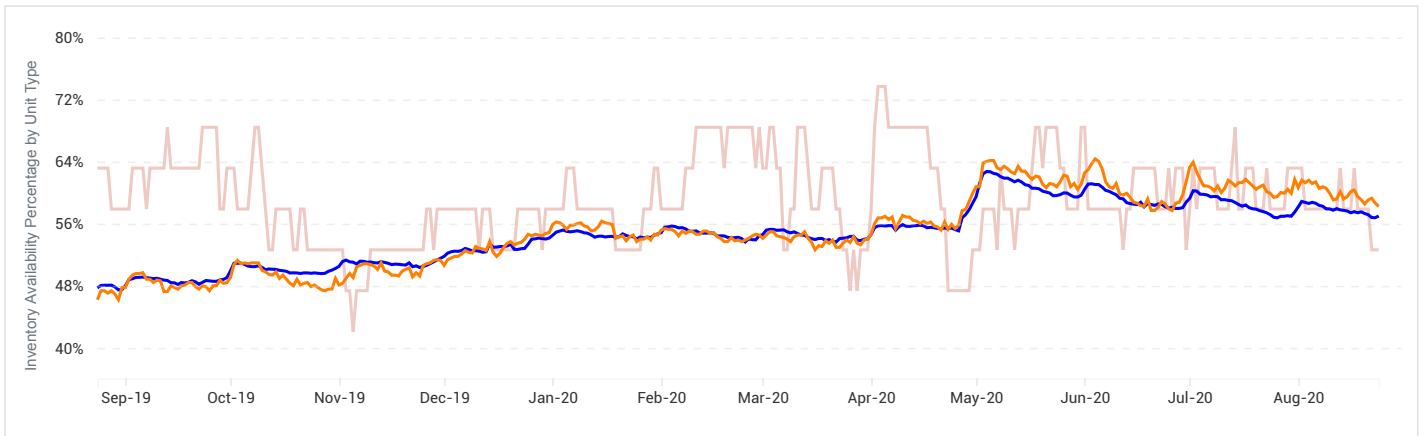
## Inventory Availability by Unit Type History Continued

### 10x15 CC



■ This Market ■ National Totals and Averages ■ Ohio State Total and Averages

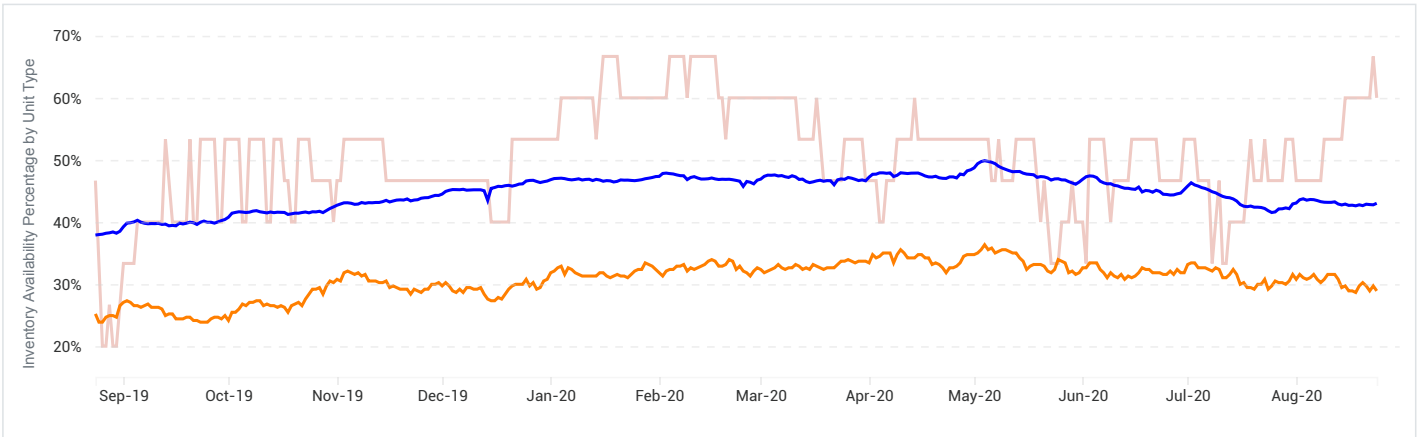
### 10x20 Reg



■ This Market ■ National Totals and Averages ■ Ohio State Total and Averages

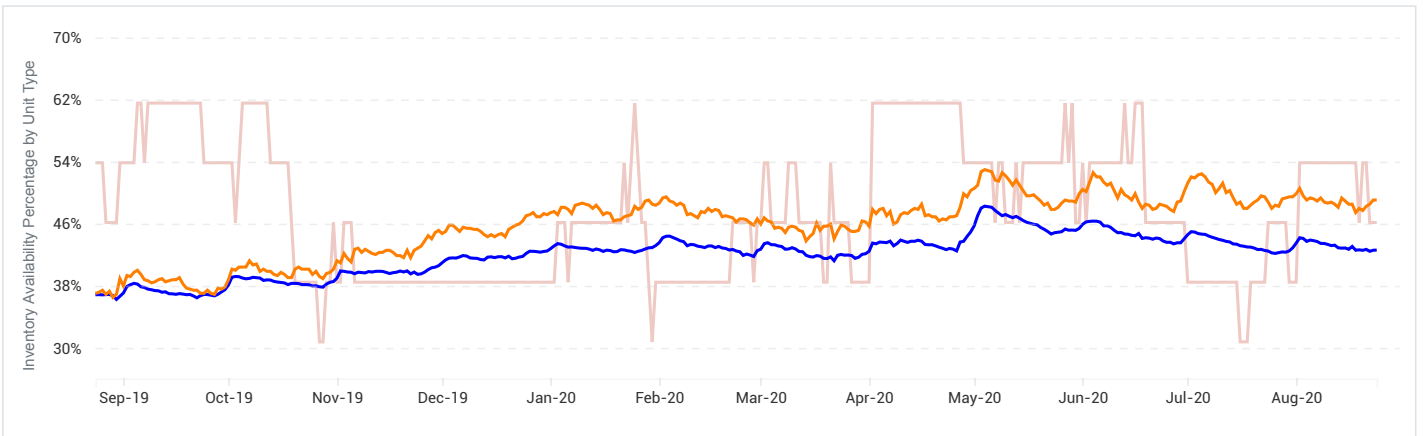
# Inventory Availability by Unit Type History Continued

## 10x20 CC



■ This Market ■ National Totals and Averages ■ Ohio State Total and Averages

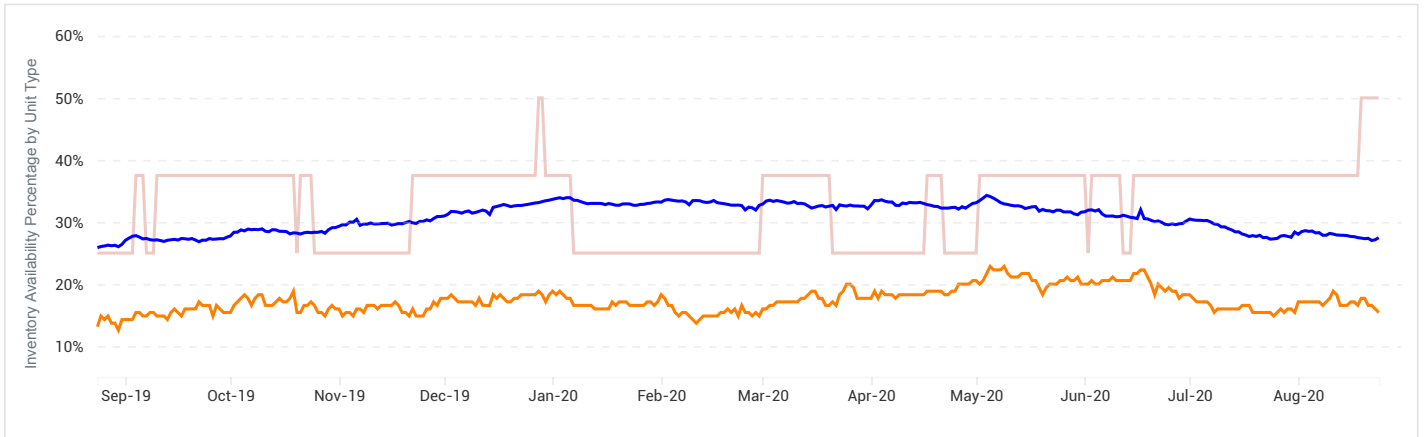
## 10x30 Reg



■ This Market ■ National Totals and Averages ■ Ohio State Total and Averages

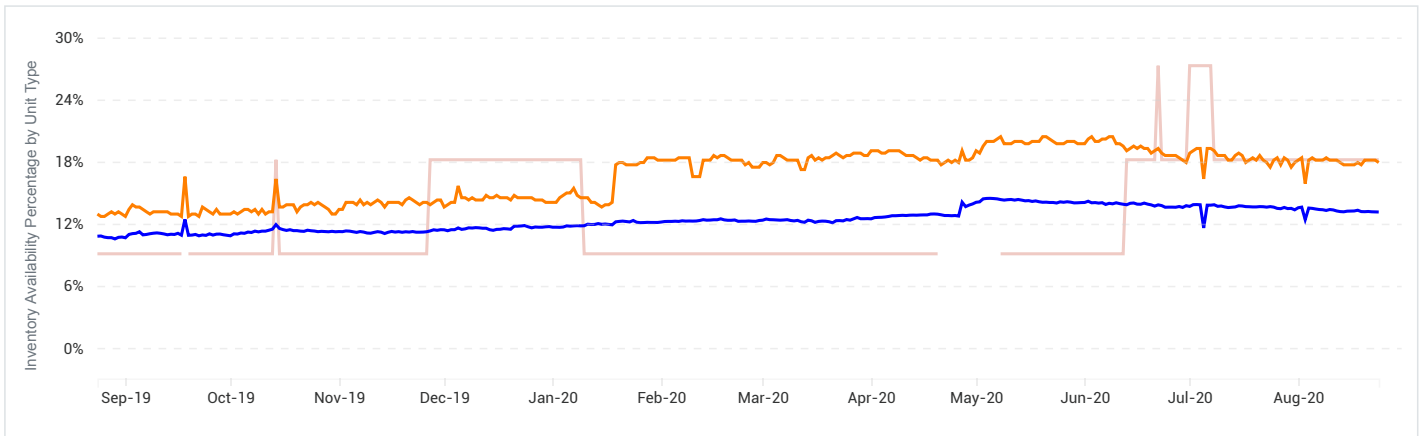
## Inventory Availability by Unit Type History Continued

10x30 CC



■ This Market ■ National Totals and Averages ■ Ohio State Total and Averages

## Car Parking

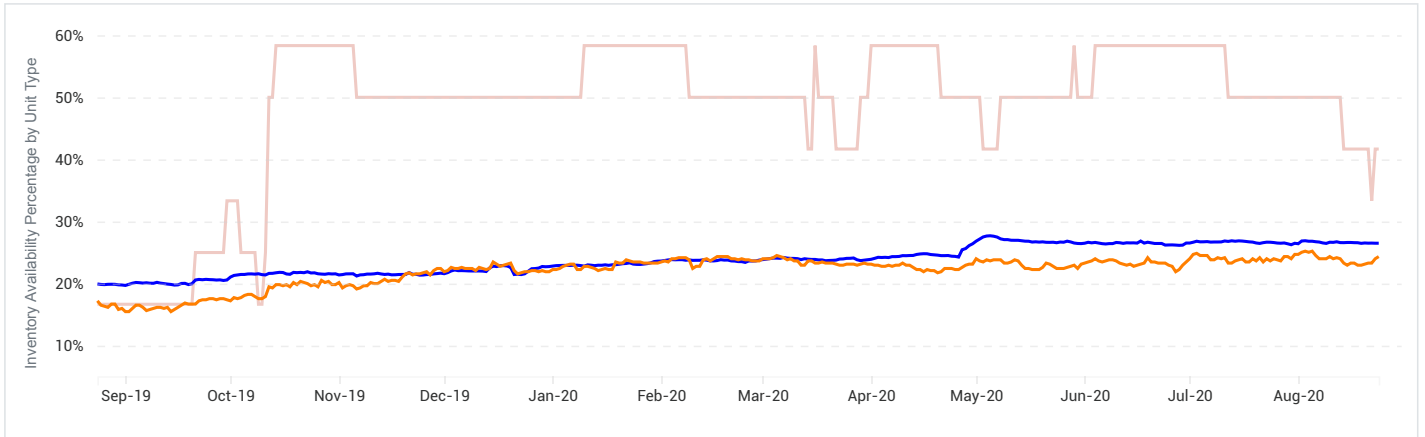


■ This Market ■ National Totals and Averages ■ Ohio State Total and Averages



## Inventory Availability by Unit Type History Continued

### RV Parking



■ This Market ■ National Totals and Averages ■ Ohio State Total and Averages

## Known Developments

Profile information on every property development in the market. Each development profile includes information such as development Stage, Project Type, Store Name, Owner, Address, etc.

Stage	In Construction
Project Type	New Building
Store Name	--
Owner Name	Beyond Self Storage
Operator/Management Name	--
Operator Type	--
Address	Oakley Station Blvd, Cincinnati, OH 45209
Acres	3.5
Building Square Footage	139,000
Floors	--
Number of Units	980
Number of Buildings	--
Estimated Value	--
Expected Open Date	01-Dec-2020
Additional Property Information	--
Source URL	<a href="https://www.insideselfstorage.com/development/self-storage-development-and-zoning-activity-october-2019">https://www.insideselfstorage.com/development/self-storage-development-and-zoning-activity-october-2019</a> ; <a href="https://www.beyondselfstorage.com/self-storage-cincinnati-oh-f3581">https://www.beyondselfstorage.com/self-storage-cincinnati-oh-f3581</a>
Notes	--
Last Checked Date	21-May-2020

## All Stores List

Profile information on every store in the market. Store profile information includes the Store Name, Store Address, Total Rentable Square Footage, Year Opened, Company owner and/or Operating Company, Rate Volatility over the past 30 days.







\* The Total Square Feet and Rentable Square Footage values are obtained from publicly available sources. In instances where this information is unavailable, our team has used different methods to calculate the size of the property.

<span style="color: green;">✓</span> Rate available for this unit type		<span style="color: red;">✗</span> Rate not available for this unit type		<span style="color: grey;">🚫</span> Rate previously available, but not currently advertised								<span style="color: red;">★</span> Your Store									
	<b>★ CubeSmart Self Storage of Cincinnati</b> 4932 Marburg Ave, Cincinnati, OH 45209	*Total Square Feet *Rentable Square Footage	<b>33,910 sqft</b> <b>32,215 sqft</b>	Owned by Operated by	<b>CubeSmart Self Storage</b> <b>N/A</b>	Opened Rate Volatility Last 30 days	<b>N/A</b> <b>9%</b>	5x5 Reg	5x5 CC	5x10 Reg	5x10 CC	10x10 Reg	10x10 CC	10x15 Reg	10x15 CC	10x20 Reg	10x20 CC	10x30 Reg	10x30 CC	Car Parking	RV Parking
✓	✗	✓	✗	✓	✗	🚫	✗	🚫	✗	🚫	✗	🚫	✗	🚫	✗	🚫	✗	🚫	✗	🚫	✗
	<b>Box Self Storage</b> 0.55 mile 4725 Madison Rd, Cincinnati, OH 45227	*Total Square Feet *Rentable Square Footage	<b>15,344 sqft</b> <b>14,577 sqft</b>	Owned by Operated by	<b>Absolute Storage Management Inc</b> <b>N/A</b>	Opened Rate Volatility Last 30 days	<b>1962</b> <b>0%</b>	5x5 Reg	5x5 CC	5x10 Reg	5x10 CC	10x10 Reg	10x10 CC	10x15 Reg	10x15 CC	10x20 Reg	10x20 CC	10x30 Reg	10x30 CC	Car Parking	RV Parking
✗	✓	✗	✗	✗	✓	✗	✓	✗	✓	✗	✓	✗	✓	✗	✓	✗	✓	✗	✗	✗	✗
	<b>Citadel Self Storage - Cincinnati</b> 0.59 mile 5445 Ridge Ave, Cincinnati, OH 45213	*Total Square Feet *Rentable Square Footage	<b>67,488 sqft</b> <b>64,114 sqft</b>	Owned by Operated by	<b>Citadel Self Storage</b> <b>N/A</b>	Opened Rate Volatility Last 30 days	<b>N/A</b> <b>1%</b>	5x5 Reg	5x5 CC	5x10 Reg	5x10 CC	10x10 Reg	10x10 CC	10x15 Reg	10x15 CC	10x20 Reg	10x20 CC	10x30 Reg	10x30 CC	Car Parking	RV Parking
✗	✓	✗	✓	✓	✓	✓	✓	✓	✓	✓	✓	✓	✓	✓	✓	✓	✗	✓	✗	✗	✗
	<b>Beyond Self Storage at Oakley</b> 0.59 mile 2900 Disney St, Cincinnati, OH 45209	*Total Square Feet *Rentable Square Footage	<b>44,007 sqft</b> <b>41,807 sqft</b>	Owned by Operated by	<b>JOCO Self Storage</b> <b>N/A</b>	Opened Rate Volatility Last 30 days	<b>N/A</b> <b>3%</b>	5x5 Reg	5x5 CC	5x10 Reg	5x10 CC	10x10 Reg	10x10 CC	10x15 Reg	10x15 CC	10x20 Reg	10x20 CC	10x30 Reg	10x30 CC	Car Parking	RV Parking
✗	✓	✗	✓	✗	✓	✗	✓	🚫	✓	✗	✓	✗	✓	✗	✓	✗	✓	✗	✗	✗	✗
	<b>Cincinnati Self Storage</b> 0.61 mile 4721 Madison Rd, Cincinnati, OH 45227	*Total Square Feet *Rentable Square Footage	<b>63,954 sqft</b> <b>47,966 sqft</b>	Owned by Operated by	<b>National Storage Affiliates</b> <b>N/A</b>	Opened Rate Volatility Last 30 days	<b>N/A</b> <b>5%</b>	5x5 Reg	5x5 CC	5x10 Reg	5x10 CC	10x10 Reg	10x10 CC	10x15 Reg	10x15 CC	10x20 Reg	10x20 CC	10x30 Reg	10x30 CC	Car Parking	RV Parking
✓	🚫	✓	✓	✓	🚫	✓	🚫	✓	✓	✓	✓	✓	✓	✓	✓	✓	✓	🚫	🚫	🚫	✓
	<b>Life Storage - Robertson Ave</b> 0.84 mile 2950 Robertson Ave, Cincinnati, OH 45209	*Total Square Feet *Rentable Square Footage	<b>662,687 sqft</b> <b>497,015 sqft</b>	Owned by Operated by	<b>Life Storage, Inc.</b> <b>N/A</b>	Opened Rate Volatility Last 30 days	<b>N/A</b> <b>9%</b>	5x5 Reg	5x5 CC	5x10 Reg	5x10 CC	10x10 Reg	10x10 CC	10x15 Reg	10x15 CC	10x20 Reg	10x20 CC	10x30 Reg	10x30 CC	Car Parking	RV Parking
🚫	🚫	✓	✓	✓	✓	✓	✓	✓	✓	✓	✓	✓	✓	✓	✓	✓	✓	✗	✗	🚫	🚫

## All Stores List Continued

\* The Total Square Feet and Rentable Square Footage values are obtained from publicly available sources. In instances where this information is unavailable, our team has used different methods to calculate the size of the property.







✓ Rate available for this unit type     
 ✗ Rate not available for this unit type     
 ✂ Rate previously available, but not currently advertised     
 ★ Your Store

	<b>Queen City Self Storage</b> 1.04 miles 4775 Red Bank Expressway, Cincinnati, OH 45227	*Total Square Feet *Rentable Square Footage	<b>66,154 sqft</b> <b>62,847 sqft</b>	Owned by <b>Queen City Self Storage</b> Operated by <b>N/A</b>	Opened <b>1986</b> Rate Volatility <b>N/A</b> Last 30 days								
5x5 Reg	5x5 CC	5x10 Reg	5x10 CC	10x10 Reg	10x10 CC	10x15 Reg	10x15 CC	10x20 Reg	10x20 CC	10x30 Reg	10x30 CC	Car Parking	RV Parking
✗	✗	✗	✗	✗	✗	✗	✗	✗	✗	✗	✗	✗	✗
	<b>CubeSmart Self Storage of Cincinnati</b> 2.04 miles 3600 Red Bank Rd, Cincinnati, OH 45227	*Total Square Feet *Rentable Square Footage	<b>196,638 sqft</b> <b>186,806 sqft</b>	Owned by <b>CubeSmart Self Storage</b> Operated by <b>N/A</b>	Opened <b>N/A</b> Rate Volatility <b>16%</b> Last 30 days								
5x5 Reg	5x5 CC	5x10 Reg	5x10 CC	10x10 Reg	10x10 CC	10x15 Reg	10x15 CC	10x20 Reg	10x20 CC	10x30 Reg	10x30 CC	Car Parking	RV Parking
✗	✓	✗	✓	✗	✓	✗	✂	✗	✂	✗	✗	✗	✗
	<b>Norwood Self Storage</b> 2.09 miles 4900 Franklin Ave, Norwood, OH 45212	*Total Square Feet *Rentable Square Footage	<b>143,191 sqft</b> <b>107,394 sqft</b>	Owned by <b>National Storage Affiliates</b> Operated by <b>N/A</b>	Opened <b>1940</b> Rate Volatility <b>11%</b> Last 30 days								
5x5 Reg	5x5 CC	5x10 Reg	5x10 CC	10x10 Reg	10x10 CC	10x15 Reg	10x15 CC	10x20 Reg	10x20 CC	10x30 Reg	10x30 CC	Car Parking	RV Parking
✓	✓	✓	✓	✓	✓	✓	✂	✓	✂	✓	✂	✗	✓
	<b>Mack Storage (U-Haul Neighborhood Dealer)</b> 2.19 miles 2020 Langdon Farm Rd, Cincinnati, OH 45237	*Total Square Feet *Rentable Square Footage	<b>14,129 sqft</b> <b>12,009 sqft</b>	Owned by <b>Mack Storage</b> Operated by <b>N/A</b>	Opened <b>1986</b> Rate Volatility <b>0%</b> Last 30 days								
5x5 Reg	5x5 CC	5x10 Reg	5x10 CC	10x10 Reg	10x10 CC	10x15 Reg	10x15 CC	10x20 Reg	10x20 CC	10x30 Reg	10x30 CC	Car Parking	RV Parking
✗	✗	✗	✗	✗	✂	✗	✗	✗	✗	✗	✗	✗	✗
	<b>Extra Space</b> 2.27 miles 5700 Wooster Pike, Cincinnati, OH 45227	*Total Square Feet *Rentable Square Footage	<b>64,229 sqft</b> <b>48,172 sqft</b>	Owned by <b>Extra Space Storage Inc.</b> Operated by <b>N/A</b>	Opened <b>1954</b> Rate Volatility <b>33%</b> Last 30 days								
5x5 Reg	5x5 CC	5x10 Reg	5x10 CC	10x10 Reg	10x10 CC	10x15 Reg	10x15 CC	10x20 Reg	10x20 CC	10x30 Reg	10x30 CC	Car Parking	RV Parking
✓	✓	✓	✓	✓	✓	✂	✂	✂	✂	✂	✗	✗	✂
	<b>Losantiville Store &amp; Lock</b> 2.45 miles 1949 Losantiville Ave, Cincinnati, OH 45237	*Total Square Feet *Rentable Square Footage	<b>50,478 sqft</b> <b>47,954 sqft</b>	Owned by <b>Losantiville Store &amp; Lock</b> Operated by <b>N/A</b>	Opened <b>1988</b> Rate Volatility <b>N/A</b> Last 30 days								
5x5 Reg	5x5 CC	5x10 Reg	5x10 CC	10x10 Reg	10x10 CC	10x15 Reg	10x15 CC	10x20 Reg	10x20 CC	10x30 Reg	10x30 CC	Car Parking	RV Parking
✗	✗	✗	✗	✗	✗	✗	✗	✗	✗	✗	✗	✗	✗

## All Stores List Continued

\* The Total Square Feet and Rentable Square Footage values are obtained from publicly available sources. In instances where this information is unavailable, our team has used different methods to calculate the size of the property.

✓ Rate available for this unit type     
 ✗ Rate not available for this unit type     
 ✎ Rate previously available, but not currently advertised     
 ★ Your Store

	<b>Golf Manor Self Storage</b> 2.53 miles 1910 Losantiville Avenue, Cincinnati, OH 45237	*Total Square Feet *Rentable Square Footage	<b>25,667 sqft</b> <b>24,384 sqft</b>	Owned by Operated by	<b>Golf Manor Self Storage</b> <b>N/A</b>	Opened Rate Volatility Last 30 days	<b>1988</b> <b>0%</b>						
5x5 Reg	5x5 CC	5x10 Reg	5x10 CC	10x10 Reg	10x10 CC	10x15 Reg	10x15 CC	10x20 Reg	10x20 CC	10x30 Reg	10x30 CC	Car Parking	RV Parking
✓	✗	✓	✗	✓	✗	✓	✗	✓	✗	✓	✗	✗	✗
	<b>Cincinnati Storage</b> 3.23 miles 4706 Wilmer Ct, Cincinnati, OH 45226	*Total Square Feet *Rentable Square Footage	<b>68,699 sqft</b> <b>65,264 sqft</b>	Owned by Operated by	<b>Cincinnati Storage</b> <b>N/A</b>	Opened Rate Volatility Last 30 days	<b>N/A</b> <b>N/A</b>						
5x5 Reg	5x5 CC	5x10 Reg	5x10 CC	10x10 Reg	10x10 CC	10x15 Reg	10x15 CC	10x20 Reg	10x20 CC	10x30 Reg	10x30 CC	Car Parking	RV Parking
✗	✗	✗	✗	✗	✗	✗	✗	✗	✗	✗	✗	✗	✗
	<b>Compass Self Storage - Wilmer Court</b> 3.24 miles 4700 Wilmer Court, Cincinnati, OH 45226	*Total Square Feet *Rentable Square Footage	<b>67,372 sqft</b> <b>50,529 sqft</b>	Owned by Operated by	<b>Compass Self Storage</b> <b>N/A</b>	Opened Rate Volatility Last 30 days	<b>N/A</b> <b>2%</b>						
5x5 Reg	5x5 CC	5x10 Reg	5x10 CC	10x10 Reg	10x10 CC	10x15 Reg	10x15 CC	10x20 Reg	10x20 CC	10x30 Reg	10x30 CC	Car Parking	RV Parking
✓	✗	✓	✗	✓	✗	✓	✓	✓	✗	✓	✗	✗	✗
	<b>Weil-Thoman Moving &amp; Storage</b> 3.28 miles 5151 Fischer Place, Cincinnati, OH 45217	*Total Square Feet *Rentable Square Footage	<b>43,592 sqft</b> <b>41,412 sqft</b>	Owned by Operated by	<b>Weil-Thoman Moving &amp; Storage</b> <b>N/A</b>	Opened Rate Volatility Last 30 days	<b>N/A</b> <b>N/A</b>						
5x5 Reg	5x5 CC	5x10 Reg	5x10 CC	10x10 Reg	10x10 CC	10x15 Reg	10x15 CC	10x20 Reg	10x20 CC	10x30 Reg	10x30 CC	Car Parking	RV Parking
✗	✗	✗	✗	✗	✗	✗	✗	✗	✗	✗	✗	✗	✗
	<b>Cincinnati Self Storage</b> 3.42 miles 2360 E Galbraith Rd, Cincinnati, OH 45237	*Total Square Feet *Rentable Square Footage	<b>44,922 sqft</b> <b>33,691 sqft</b>	Owned by Operated by	<b>National Storage Affiliates</b> <b>N/A</b>	Opened Rate Volatility Last 30 days	<b>N/A</b> <b>6%</b>						
5x5 Reg	5x5 CC	5x10 Reg	5x10 CC	10x10 Reg	10x10 CC	10x15 Reg	10x15 CC	10x20 Reg	10x20 CC	10x30 Reg	10x30 CC	Car Parking	RV Parking
✓	✗	✓	✓	✎	✎	✓	✎	✎	✓	✎	✎	✗	✓
	<b>St Bernard Self Storage</b> 3.51 miles 1020 Kieley Place, Cincinnati, OH 45217	*Total Square Feet *Rentable Square Footage	<b>68,156 sqft</b> <b>64,749 sqft</b>	Owned by Operated by	<b>St Bernard Self Storage</b> <b>N/A</b>	Opened Rate Volatility Last 30 days	<b>N/A</b> <b>0%</b>						
5x5 Reg	5x5 CC	5x10 Reg	5x10 CC	10x10 Reg	10x10 CC	10x15 Reg	10x15 CC	10x20 Reg	10x20 CC	10x30 Reg	10x30 CC	Car Parking	RV Parking
✓	✗	✎	✗	✎	✗	✎	✗	✓	✗	✗	✗	✗	✗

## All Stores List Continued

\* The Total Square Feet and Rentable Square Footage values are obtained from publicly available sources. In instances where this information is unavailable, our team has used different methods to calculate the size of the property.

✓ Rate available for this unit type     
 ✗ Rate not available for this unit type     
 ✎ Rate previously available, but not currently advertised     
 ★ Your Store

No Image Available		About Space 3.78 miles 325 Clark Rd 5549, Cincinnati, OH 45215				*Total Square Feet *Rentable Square Footage		N/A N/A		Owned by Operated by		About Space N/A		Opened Rate Volatility Last 30 days		N/A 0%	
5x5 Reg	5x5 CC	5x10 Reg	5x10 CC	10x10 Reg	10x10 CC	10x15 Reg	10x15 CC	10x20 Reg	10x20 CC	10x30 Reg	10x30 CC	Car Parking	RV Parking				
✓	✗	✓	✗	✓	✗	✓	✗	✓	✗	✓	✗	✓	✗				
Image Available		CubeSmart Self Storage of Cincinnati 3.9 miles 814 Dellway St, Cincinnati, OH 45229				*Total Square Feet *Rentable Square Footage		81,815 sqft 61,361 sqft		Owned by Operated by		CubeSmart Self Storage N/A		Opened Rate Volatility Last 30 days		N/A 20%	
5x5 Reg	5x5 CC	5x10 Reg	5x10 CC	10x10 Reg	10x10 CC	10x15 Reg	10x15 CC	10x20 Reg	10x20 CC	10x30 Reg	10x30 CC	Car Parking	RV Parking				
✗	✓	✗	✓	✗	✓	✗	✓	✗	✓	✗	✗	✗	✗				
Image Available		Cincinnati Self Storage 4.31 miles 8900 Rossash Rd, Cincinnati, OH 45236				*Total Square Feet *Rentable Square Footage		76,959 sqft 57,719 sqft		Owned by Operated by		National Storage Affiliates N/A		Opened Rate Volatility Last 30 days		1968 4%	
5x5 Reg	5x5 CC	5x10 Reg	5x10 CC	10x10 Reg	10x10 CC	10x15 Reg	10x15 CC	10x20 Reg	10x20 CC	10x30 Reg	10x30 CC	Car Parking	RV Parking				
✓	✓	✓	✓	✓	✓	✓	✓	✓	✓	✓	✗	✗	✓				
No Image Available		Bearcat Storage- Blue Ash 4.38 miles 8937 Blue Ash Rd, Blue Ash, OH 45242				*Total Square Feet *Rentable Square Footage		69,255 sqft 65,793 sqft		Owned by Operated by		Bearcat Storage N/A		Opened Rate Volatility Last 30 days		N/A 0%	
5x5 Reg	5x5 CC	5x10 Reg	5x10 CC	10x10 Reg	10x10 CC	10x15 Reg	10x15 CC	10x20 Reg	10x20 CC	10x30 Reg	10x30 CC	Car Parking	RV Parking				
✓	✗	✗	✎	✎	✎	✗	✎	✎	✗	✗	✗	✗	✗				
Image Available		Center Hill Storage 4.55 miles 5850 Center Hill Avenue, Cincinnati, OH 45232				*Total Square Feet *Rentable Square Footage		44,292 sqft 42,078 sqft		Owned by Operated by		Center Hill Mobile Storage Depot N/A		Opened Rate Volatility Last 30 days		1964 N/A	
5x5 Reg	5x5 CC	5x10 Reg	5x10 CC	10x10 Reg	10x10 CC	10x15 Reg	10x15 CC	10x20 Reg	10x20 CC	10x30 Reg	10x30 CC	Car Parking	RV Parking				
✗	✗	✗	✗	✗	✗	✗	✗	✗	✗	✗	✗	✗	✗				
Image Available		U-Haul Moving & Storage at Gilbert Ave 4.58 miles 2320 Gilbert Ave, Cincinnati, OH 45206				*Total Square Feet *Rentable Square Footage		11,367 sqft 8,525 sqft		Owned by Operated by		U-Haul International Inc. N/A		Opened Rate Volatility Last 30 days		1928 22%	
5x5 Reg	5x5 CC	5x10 Reg	5x10 CC	10x10 Reg	10x10 CC	10x15 Reg	10x15 CC	10x20 Reg	10x20 CC	10x30 Reg	10x30 CC	Car Parking	RV Parking				
✗	✗	✓	✗	✗	✗	✗	✗	✎	✗	✗	✗	✗	✗				

## All Stores List Continued

\* The Total Square Feet and Rentable Square Footage values are obtained from publicly available sources. In instances where this information is unavailable, our team has used different methods to calculate the size of the property.

<span style="color: green;">✓</span> Rate available for this unit type		<span style="color: red;">✗</span> Rate not available for this unit type		<span style="color: grey;">🚫</span> Rate previously available, but not currently advertised		<span style="color: red;">★</span> Your Store													
	<b>1st Security Self Storage - OH</b> 4.59 miles 2335 Gilbert Ave, Cincinnati, OH 45206	*Total Square Feet <b>34,125 sqft</b> *Rentable Square Footage <b>32,419 sqft</b>	Owned by <b>1st Security Self Storage</b> Operated by <b>N/A</b>	Opened <b>1905</b> Rate Volatility Last 30 days <b>N/A</b>	5x5 Reg	5x5 CC	5x10 Reg	5x10 CC	10x10 Reg	10x10 CC	10x15 Reg	10x15 CC	10x20 Reg	10x20 CC	10x30 Reg	10x30 CC	Car Parking	RV Parking	
	<b>Spring Grove Self Storage</b> 4.65 miles 4861 Spring Grove Avenue, Cincinnati, OH 45232	*Total Square Feet <b>162,013 sqft</b> *Rentable Square Footage <b>121,510 sqft</b>	Owned by <b>Universal Management Co.</b> Operated by <b>N/A</b>	Opened <b>1930</b> Rate Volatility Last 30 days <b>5%</b>	5x5 Reg	5x5 CC	5x10 Reg	5x10 CC	10x10 Reg	10x10 CC	10x15 Reg	10x15 CC	10x20 Reg	10x20 CC	10x30 Reg	10x30 CC	Car Parking	RV Parking	
	<b>Extra Space</b> 4.75 miles 2351 Terhune Alley, Cincinnati, OH 45206	*Total Square Feet <b>87,760 sqft</b> *Rentable Square Footage <b>65,820 sqft</b>	Owned by <b>Extra Space Storage Inc.</b> Operated by <b>N/A</b>	Opened <b>N/A</b> Rate Volatility Last 30 days <b>24%</b>	5x5 Reg	5x5 CC	5x10 Reg	5x10 CC	10x10 Reg	10x10 CC	10x15 Reg	10x15 CC	10x20 Reg	10x20 CC	10x30 Reg	10x30 CC	Car Parking	RV Parking	
	<b>Valley Moving &amp; Storage</b> 4.8 miles 9436 Reading Rd., Reading, OH 45215	*Total Square Feet <b>13,825 sqft</b> *Rentable Square Footage <b>13,133 sqft</b>	Owned by <b>Valley Moving &amp; Storage</b> Operated by <b>N/A</b>	Opened <b>1950</b> Rate Volatility Last 30 days <b>0%</b>	5x5 Reg	5x5 CC	5x10 Reg	5x10 CC	10x10 Reg	10x10 CC	10x15 Reg	10x15 CC	10x20 Reg	10x20 CC	10x30 Reg	10x30 CC	Car Parking	RV Parking	