

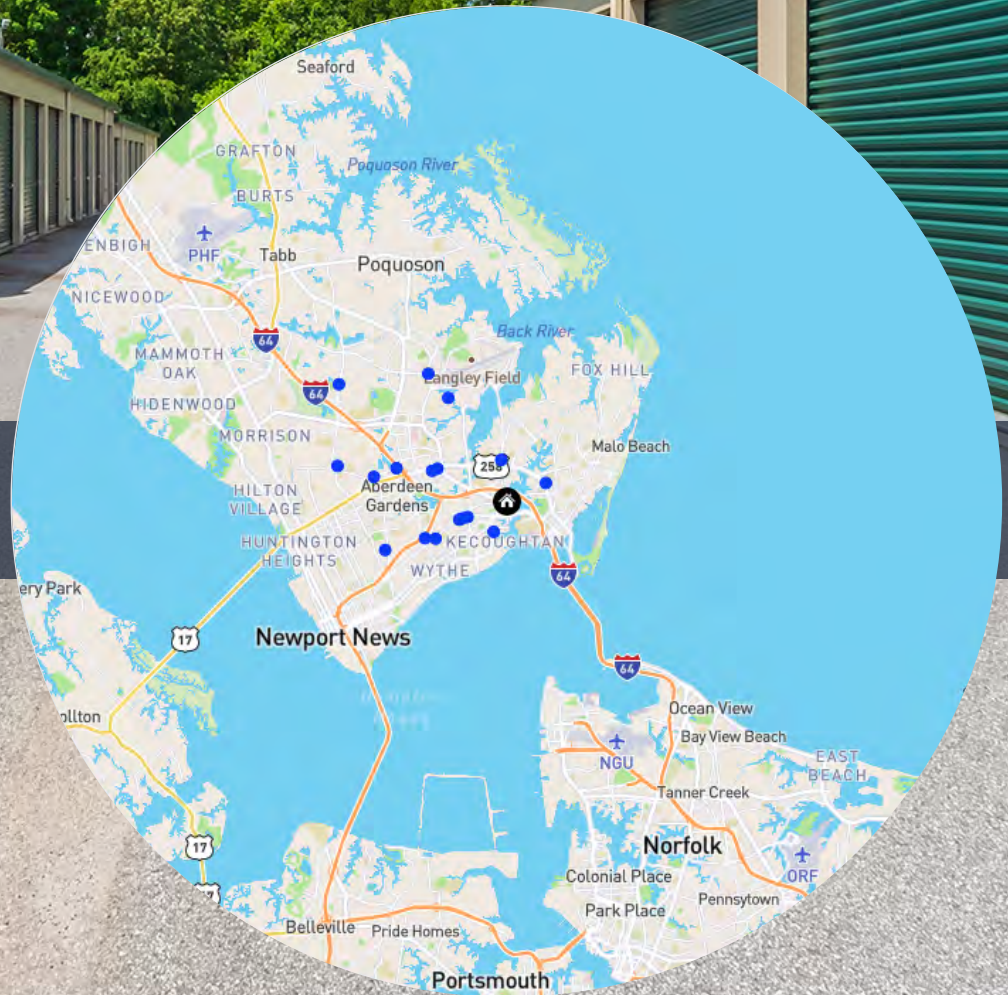
stortrack

EXPLORER

Market Report

Produced on Dec 21 2022

Report for:
Hampton, VA



stortrack

Questions?
1-800-969-7424
info@stortrack.com
www.stortrack.com

Table of Contents

| | | | |
|---|----|--------------------------|----|
| Market Snapshot | 1 | All Reg | 41 |
| Overall Market Supply Metrics | 3 | All CC | 41 |
| 12 Month Trailing Average Rate History | 3 | All Parking | 42 |
| 10x10 Reg | 3 | 5x5 Reg | 42 |
| 10x10 CC | 12 | 5x5 CC | 42 |
| Rate per Square Foot by Unit Type | 21 | 5x10 Reg | 43 |
| Rate per Square Foot History Graph | 21 | 5x10 CC | 43 |
| All Units Without Parking | 21 | 10x10 Reg | 43 |
| All Units With Parking | 22 | 10x10 CC | 44 |
| All Reg | 22 | 10x15 Reg | 44 |
| All CC | 23 | 10x15 CC | 44 |
| All Parking | 24 | 10x20 Reg | 45 |
| 5x5 Reg | 24 | 10x20 CC | 45 |
| 5x5 CC | 25 | 10x30 Reg | 45 |
| 5x10 Reg | 26 | 10x30 CC | 46 |
| 5x10 CC | 26 | Car Parking | 46 |
| 10x10 Reg | 27 | RV Parking | 46 |
| 10x10 CC | 28 | Known Developments | 47 |
| 10x15 Reg | 28 | All Stores List | 48 |
| 10x15 CC | 29 | | |
| 10x20 Reg | 30 | | |
| 10x20 CC | 30 | | |
| 10x30 Reg | 31 | | |
| 10x30 CC | 32 | | |
| Car Parking | 32 | | |
| RV Parking | 33 | | |
| Average Unit Type Rates | 34 | | |
| Average Rates History | 34 | | |
| All Units Without Parking | 34 | | |
| All Units With Parking | 34 | | |
| All Reg | 35 | | |
| All CC | 35 | | |
| All Parking | 35 | | |
| 5x5 Reg | 36 | | |
| 5x5 CC | 36 | | |
| 5x10 Reg | 36 | | |
| 5x10 CC | 37 | | |
| 10x10 Reg | 37 | | |
| 10x10 CC | 37 | | |
| 10x15 Reg | 38 | | |
| 10x15 CC | 38 | | |
| 10x20 Reg | 38 | | |
| 10x20 CC | 39 | | |
| 10x30 Reg | 39 | | |
| 10x30 CC | 39 | | |
| Car Parking | 40 | | |
| RV Parking | 40 | | |
| Inventory Availability by Unit Type History | 40 | | |
| All Units Without Parking | 40 | | |
| All Units With Parking | 41 | | |

Market Summary

Market: Hampton, VA

Market Type: City

Comparisons are made with: National Totals and Averages and Virginia State Total and Averages

Market Snapshot

The Market Snapshot is a one-look overview of the market.

| | This Market | State | National |
|------------------------------------|-------------------------|---------------------------|-----------------------------|
| Net Rentable Sq Ft | 963,736 | 63,663,760 | 2,683,711,409 |
| Sq Ft per Capita | | | |
| • 2020 Sq Ft per Capita | 7.13 | 7.38 | 8.22 |
| • 2023 Sq Ft per Capita | 7.26 | 7.31 | 8.05 |
| • 2025 Sq Ft per Capita | 7.34 | 7.19 | 7.95 |
| Sq Ft per Household | 17.57 | 19.76 | 21.93 |
| Total Stores | 17 | 1,343 | 61,190 |
| • REITS | 7 | 277 | 8,815 |
| • Mid Ops | 4 | 571 | 21,981 |
| • Small Ops | 6 | 495 | 30,424 |
| New Developments | 1 | 89 | 3,217 |
| Sq Ft of Developments | 100,000 | 8,021,221 | 244,757,162 |
| Stores opened within the last year | 0 | 25 | 994 |
| Demographics | | | |
| • 2020 Population | 135,169 | 8,630,182 | 326,569,308 |
| • 2023 Population | 132,811 (-1.74% change) | 8,712,385 (+2.46% change) | 333,210,843 (+1.05% change) |
| • 2025 Population | 131,240 (-2.91% change) | 8,851,980 (+4.1% change) | 337,715,556 (+2.37% change) |
| Households | 54,847 | 3,222,635 | 122,354,219 |
| Rental Households | 23,614 | 1,060,350 | 43,552,843 |

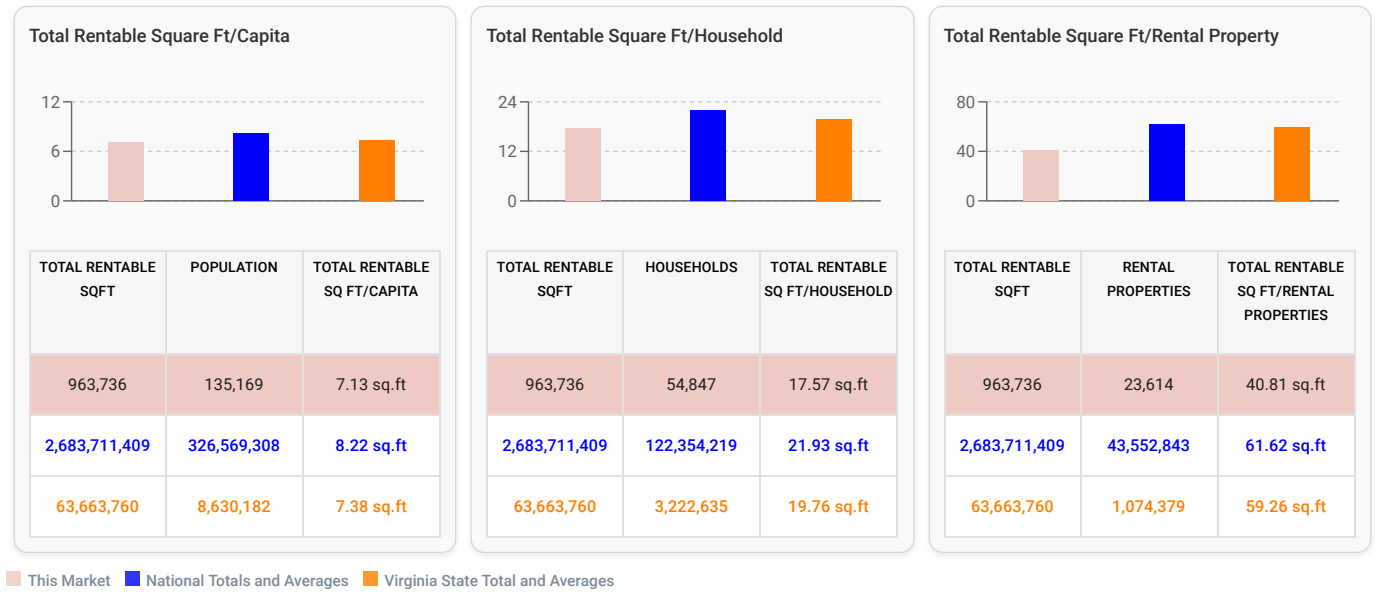
Market Snapshot Continued

| | This Market | State | National |
|-------------------------------------|-------------|------------|---------------|
| Rental Households Percentage | 43.05% | 33.3% | 35.6% |
| Median Household Income | \$57,041 | \$76,398 | \$64,994 |
| Average Rate Per Square Feet | | | |
| • All Units without Parking | \$1.89 | \$1.41 | \$1.39 |
| • All Units with Parking | \$1.83 | \$1.37 | \$1.32 |
| • Regular Units | \$1.58 | \$1.16 | \$1.11 |
| • Climate Controlled Units | \$2.21 | \$1.62 | \$1.64 |
| • Only Parking | \$0.5 | \$0.49 | \$0.43 |
| Rate Trend (12 months) | -12.39% | -7.2% | -5.52% |
| Units Not Advertised | 13% | 19% | 20% |
| Market Including Known Developments | | | |
| Net Rentable Sq Ft | 1,063,736 | 71,684,981 | 2,928,468,571 |
| Sq Ft per Capita | | | |
| • 2020 Sq Ft per Capita | 7.87 | 8.31 | 8.97 |
| • 2023 Sq Ft per Capita | 8.01 | 8.23 | 8.79 |
| • 2025 Sq Ft per Capita | 8.11 | 8.1 | 8.67 |
| Sq Ft per Household | 19.39 | 22.24 | 23.93 |
| Total Stores | 18 | 1,432 | 64,407 |
| • REITS | 7 | 287 | 9,129 |
| • Mid Ops | 8 | 576 | 22,229 |
| • Small Ops | 6 | 495 | 30,430 |

Overall Market Supply Metrics

Analysis of supply metrics in the market. A side-by-side bar chart comparison, shows the Market's Total Rentable Square Footage per Capita, Total Rentable Square Footage per Household and Total Rentable Square Footage per Rental Property.

Demographic data based on the U.S. Census Bureau's 2020 American Community Survey.



12 Month Trailing Average Rate History

View 12 month trailing average rates for the past one year.

Summary - 10x10 Reg (Premium, Ground Floor)

| | | ALL UNITS WITHOUT PARKING | ALL UNITS WITH PARKING | ALL REG | ALL CC | ALL PARKING | 5X5 REG | 5X5 CC | 5X10 REG | 5X10 CC | 10X10 REG | 10X10 CC | 10X15 REG | 10X15 CC | 10X20 REG | 10X20 CC | 10X30 REG | 10X30 CC | CAR PARKING | RV PARKING |
|---|----------------------|---------------------------|------------------------|----------|----------|-------------|---------|--------|----------|---------|-----------|----------|-----------|----------|-----------|----------|-----------|----------|-------------|------------|
| Current Market Average Price | | \$189.93 | \$198.83 | \$161.09 | \$236.62 | - | - | - | - | - | \$150.75 | - | - | - | - | - | - | - | - | - |
| E-Commerce Center of Hampton 1708 Todds Lane, Hampton, VA 23666 | 12 mo. trailing avg. | \$239.23 | \$239.23 | \$246.83 | \$238.91 | - | - | - | - | - | \$197.00 | - | - | - | - | - | - | - | - | - |
| American Classic Storage 906 Big Bethel Rd, Hampton, VA 23666 | 12 mo. trailing avg. | \$178.26 | \$178.26 | \$167.77 | \$193.97 | - | - | - | - | - | \$150.80 | - | - | - | - | - | - | - | - | - |

12 Month Trailing Average Rate History Continued

Summary - 10x10 Reg (Premium, Ground Floor)

| | | ALL UNITS WITHOUT PARKING | ALL UNITS WITH PARKING | ALL REG | ALL CC | ALL PARKING | 5X5 REG | 5X5 CC | 5X10 REG | 5X10 CC | 10X10 REG | 10X10 CC | 10X15 REG | 10X15 CC | 10X20 REG | 10X20 CC | 10X30 REG | 10X30 CC | CAR PARKING | RV PARKING |
|---|----------------------|------------------------------|---------------------------|----------|----------|----------------|------------|-----------|-------------|------------|--------------|-------------|--------------|-------------|--------------|-------------|--------------|-------------|----------------|---------------|
| Salters Creek Commercial Stge 221 Salters Creek Rd, Hampton, VA 23661 | 12 mo. trailing avg. | - | - | - | - | - | - | - | - | - | - | - | - | - | - | - | - | - | - | - |
| Hampton Boat & RV Storage 4340 Kecoughtan Rd, Hampton, VA 23669 | 12 mo. trailing avg. | - | - | - | - | - | - | - | - | - | - | - | - | - | - | - | - | - | - | - |
| Extra Space 1343 Big Bethel Rd, Hampton, VA 23666 | 12 mo. trailing avg. | \$207.30 | \$206.83 | \$153.00 | \$222.10 | - | - | - | - | - | \$176.03 | - | - | - | - | - | - | - | - | - |
| Public Storage 3036 N Armistead Ave, Hampton, VA 23666 | 12 mo. trailing avg. | \$227.92 | \$227.92 | \$219.99 | \$237.77 | - | - | - | - | - | \$182.59 | - | - | - | - | - | - | - | - | - |
| Qwik-Stor Inc. 1213 North King Street, Hampton, VA 23669 | 12 mo. trailing avg. | \$150.00 | \$150.00 | \$145.00 | \$165.00 | - | - | - | - | - | \$130.00 | - | - | - | - | - | - | - | - | - |
| Extra Space 1141 W Pembroke Ave, Hampton, VA 23661 | 12 mo. trailing avg. | \$168.69 | \$188.67 | \$157.99 | \$192.75 | - | - | - | - | - | \$153.12 | - | - | - | - | - | - | - | - | - |
| Extra Space 815 LaSalle Ave, Hampton, VA 23669 | 12 mo. trailing avg. | \$242.36 | \$250.29 | \$196.90 | \$246.96 | - | - | - | - | - | \$195.57 | - | - | - | - | - | - | - | - | - |

12 Month Trailing Average Rate History Continued

Summary - 10x10 Reg (Premium, Ground Floor)

| | | ALL UNITS WITHOUT PARKING | ALL UNITS WITH PARKING | ALL REG | ALL CC | ALL PARKING | 5X5 REG | 5X5 CC | 5X10 REG | 5X10 CC | 10X10 REG | 10X10 CC | 10X15 REG | 10X15 CC | 10X20 REG | 10X20 CC | 10X30 REG | 10X30 CC | CAR PARKING | RV PARKING |
|--|----------------------|------------------------------|---------------------------|----------|----------|----------------|------------|-----------|-------------|------------|--------------|-------------|--------------|-------------|--------------|-------------|--------------|-------------|----------------|---------------|
| Affordable Self Storage - Hampton - 1635 West Pembroke Avenue 1635 West Pembroke Avenue, Hampton, VA 23661 | 12 mo. trailing avg. | \$95.93 | \$95.93 | \$90.27 | \$143.00 | - | - | - | - | - | \$131.75 | - | - | - | - | - | - | - | - | - |
| Extra Space 1975 Cunningham Dr, Hampton, VA 23666 | 12 mo. trailing avg. | \$393.36 | \$393.36 | - | \$393.36 | - | - | - | - | - | - | - | - | - | - | - | - | - | - | - |
| American Classic Storage 20 Potter Lane, Hampton, VA 23666 | 12 mo. trailing avg. | \$159.28 | \$159.28 | \$159.28 | - | - | - | - | - | - | \$140.41 | - | - | - | - | - | - | - | - | - |
| Extra Space 2401 Build America Dr, Hampton, VA 23666 | 12 mo. trailing avg. | \$164.52 | \$171.17 | \$164.52 | - | - | - | - | - | - | \$179.32 | - | - | - | - | - | - | - | - | - |
| U-Haul Moving & Storage at Coliseum 1023 W Mercury Blvd, Hampton, VA 23666 | 12 mo. trailing avg. | \$139.07 | \$139.07 | - | \$139.07 | - | - | - | - | - | - | - | - | - | - | - | - | - | - | - |
| Storage Depot of Hampton 185 E Mercury Blvd, Hampton, VA 23669 | 12 mo. trailing avg. | \$147.01 | \$147.01 | \$147.01 | - | - | - | - | - | - | \$169.22 | - | - | - | - | - | - | - | - | - |
| Incubator Self Storage 6000 Incubator Road, Hampton, VA 23661 | 12 mo. trailing avg. | - | - | - | - | - | - | - | - | - | - | - | - | - | - | - | - | - | - | - |

12 Month Trailing Average Rate History Continued

Summary - 10x10 Reg (Premium, Ground Floor)

| | | ALL UNITS WITHOUT PARKING | ALL UNITS WITH PARKING | ALL REG CC | ALL PARKING | 5X5 REG | 5X5 CC | 5X10 REG | 5X10 CC | 10X10 REG | 10X10 CC | 10X15 REG | 10X15 CC | 10X20 REG | 10X20 CC | 10X30 REG | 10X30 CC | CAR PARKING | RV PARKING |
|---|-------------------------|------------------------------|---------------------------|---------------|----------------|------------|-----------|-------------|------------|--------------|-------------|--------------|-------------|--------------|-------------|--------------|-------------|----------------|---------------|
| Public Storage 1205 W Pembroke Ave, Hampton, VA 23661 | 12 mo. trailing avg. | \$186.76 | \$186.76 | \$186.76 | - | - | - | - | - | \$191.04 | - | - | - | - | - | - | - | - | - |

Specific Unit - 10x10 Reg (Premium, Ground Floor)

| | | DEC 2021 | JAN 2022 | FEB 2022 | MAR 2022 | APR 2022 | MAY 2022 | JUN 2022 | JUL 2022 | AUG 2022 | SEP 2022 | OCT 2022 | NOV 2022 |
|--|----------------------|----------|----------|----------|----------|----------|----------|----------|----------|----------|----------|----------|----------|
| Current Market Average Price | | \$148.13 | \$150.43 | \$153.02 | \$155.99 | \$158.84 | \$161.51 | \$163.60 | \$165.39 | \$165.78 | \$163.71 | \$162.85 | \$163.21 |
| American Classic Storage 906 Big Bethel Rd, Hampton, VA 23666 | 12 mo. trailing avg. | \$139.34 | \$140.82 | \$141.19 | \$142.71 | \$143.55 | \$145.04 | \$146.82 | \$147.78 | \$148.55 | \$149.29 | \$150.05 | \$150.80 |
| Salters Creek Commercial Stge 221 Salters Creek Rd, Hampton, VA 23661 | 12 mo. trailing avg. | - | - | - | - | - | - | - | - | - | - | - | - |
| Storage Depot of Hampton 185 E Mercury Blvd, Hampton, VA 23669 | 12 mo. trailing avg. | \$100.06 | \$100.05 | \$100.05 | \$100.05 | \$100.00 | \$102.65 | \$124.42 | \$144.27 | \$156.06 | \$160.40 | \$163.02 | \$169.22 |
| Incubator Self Storage 6000 Incubator Road, Hampton, VA 23661 | 12 mo. trailing avg. | - | - | - | - | - | - | - | - | - | - | - | - |
| Qwik-Stor Inc. 1213 North King Street, Hampton, VA 23669 | 12 mo. trailing avg. | \$126.55 | \$127.40 | \$128.16 | \$129.01 | \$129.84 | \$130.00 | \$130.00 | \$130.00 | \$130.00 | \$130.00 | \$130.00 | \$130.00 |

12 Month Trailing Average Rate History Continued

Specific Unit - 10x10 Reg (Premium, Ground Floor)

| | | DEC 2021 | JAN 2022 | FEB 2022 | MAR 2022 | APR 2022 | MAY 2022 | JUN 2022 | JUL 2022 | AUG 2022 | SEP 2022 | OCT 2022 | NOV 2022 |
|--|----------------------|----------|----------|----------|----------|----------|----------|----------|----------|----------|----------|----------|----------|
| Extra Space | | | | | | | | | | | | | |
| 1141 W Pembroke Ave, Hampton, VA 23661 | 12 mo. trailing avg. | \$148.69 | \$152.47 | \$159.36 | \$170.93 | \$176.83 | \$180.06 | \$180.17 | \$178.65 | \$182.31 | \$166.00 | \$164.64 | \$153.12 |
| Public Storage | | | | | | | | | | | | | |
| 3036 N Armistead Ave, Hampton, VA 23666 | 12 mo. trailing avg. | \$171.16 | \$172.92 | \$174.07 | \$175.96 | \$175.75 | \$177.81 | \$180.53 | \$182.67 | \$184.03 | \$179.99 | \$179.71 | \$182.59 |
| Public Storage | | | | | | | | | | | | | |
| 1205 W Pembroke Ave, Hampton, VA 23661 | 12 mo. trailing avg. | \$167.77 | \$169.17 | \$170.00 | \$173.73 | \$178.87 | \$185.55 | \$187.32 | \$190.45 | \$191.51 | \$192.18 | \$191.38 | \$191.04 |
| U-Haul Moving & Storage at Coliseum | | | | | | | | | | | | | |
| 1023 W Mercury Blvd, Hampton, VA 23666 | 12 mo. trailing avg. | - | - | - | - | - | - | - | - | - | - | - | - |
| Extra Space | | | | | | | | | | | | | |
| 815 LaSalle Ave, Hampton, VA 23669 | 12 mo. trailing avg. | \$216.94 | \$206.40 | \$206.40 | \$208.06 | \$208.02 | \$203.21 | \$202.26 | \$199.25 | \$198.17 | \$185.93 | \$188.32 | \$195.57 |
| Hampton Boat & RV Storage | | | | | | | | | | | | | |
| 4340 Kecoughtan Rd, Hampton, VA 23669 | 12 mo. trailing avg. | - | - | - | - | - | - | - | - | - | - | - | - |
| Affordable Self Storage - Hampton - 1635 West Pembroke Avenue | | | | | | | | | | | | | |
| 1635 West Pembroke Avenue, Hampton, VA 23661 | 12 mo. trailing avg. | - | - | - | - | - | - | \$128.00 | \$128.00 | \$128.00 | \$128.00 | \$128.00 | \$131.75 |
| Extra Space | | | | | | | | | | | | | |
| 1975 Cunningham Dr, Hampton, VA 23666 | 12 mo. trailing avg. | - | - | - | - | - | - | - | - | - | - | - | - |
| Extra Space | | | | | | | | | | | | | |
| 1343 Big Bethel Rd, Hampton, VA 23666 | 12 mo. trailing avg. | \$159.99 | \$167.49 | \$177.88 | \$180.08 | \$182.38 | \$184.54 | \$186.26 | \$186.81 | \$184.16 | \$178.63 | \$174.25 | \$176.03 |
| E-Commerce Center of Hampton | | | | | | | | | | | | | |
| 1708 Todds Lane, Hampton, VA 23666 | 12 mo. trailing avg. | \$146.89 | \$159.75 | \$197.00 | \$197.00 | \$197.00 | \$197.00 | \$197.00 | \$197.00 | \$197.00 | \$197.00 | \$197.00 | \$197.00 |
| American Classic Storage | | | | | | | | | | | | | |
| 20 Potter Lane, Hampton, VA 23666 | 12 mo. trailing avg. | \$115.26 | \$119.14 | \$122.00 | \$125.80 | \$129.12 | \$133.39 | \$135.50 | \$136.98 | \$137.32 | \$138.18 | \$139.68 | \$140.41 |
| Extra Space | | | | | | | | | | | | | |
| 2401 Build America Dr, Hampton, VA 23666 | 12 mo. trailing avg. | \$159.77 | \$162.70 | \$169.66 | \$177.08 | \$184.54 | \$189.98 | \$193.67 | \$193.29 | \$191.16 | \$185.76 | \$179.36 | \$179.32 |

12 Month Trailing Average Rate History Continued

Summary - 10x10 Reg (Value, Ground Floor)

| | | ALL UNITS WITHOUT PARKING | ALL UNITS WITH PARKING | ALL REG | ALL CC | ALL PARKING | 5X5 REG | 5X5 CC | 5X10 REG | 5X10 CC | 10X10 REG | 10X10 CC | 10X15 REG | 10X15 CC | 10X20 REG | 10X20 CC | 10X30 REG | 10X30 CC | CAR PARKING | RV PARKING |
|--|----------------------|------------------------------|---------------------------|----------|----------|----------------|------------|-----------|-------------|------------|--------------|-------------|--------------|-------------|--------------|-------------|--------------|-------------|----------------|---------------|
| Current Market Average Price | | \$184.93 | \$190.75 | \$153.00 | \$236.62 | - | - | - | - | - | \$145.00 | - | - | - | - | - | - | - | - | - |
| Public Storage | | | | | | | | | | | | | | | | | | | | |
| 1205 W Pembroke Ave, Hampton, VA 23661 | 12 mo. trailing avg. | \$177.75 | \$177.75 | \$177.75 | - | - | - | - | - | - | \$168.69 | - | - | - | - | - | - | - | - | - |
| Affordable Self Storage - Hampton - 1635 West Pembroke Avenue | | | | | | | | | | | | | | | | | | | | |
| 1635 West Pembroke Avenue, Hampton, VA 23661 | 12 mo. trailing avg. | \$95.93 | \$95.93 | \$90.27 | \$143.00 | - | - | - | - | - | \$131.75 | - | - | - | - | - | - | - | - | - |
| Hampton Boat & RV Storage | | | | | | | | | | | | | | | | | | | | |
| 4340 Kecoughtan Rd, Hampton, VA 23669 | 12 mo. trailing avg. | - | - | - | - | - | - | - | - | - | - | - | - | - | - | - | - | - | - | - |
| American Classic Storage | | | | | | | | | | | | | | | | | | | | |
| 20 Potter Lane, Hampton, VA 23666 | 12 mo. trailing avg. | \$157.48 | \$157.48 | \$157.48 | - | - | - | - | - | - | \$140.41 | - | - | - | - | - | - | - | - | - |
| Extra Space | | | | | | | | | | | | | | | | | | | | |
| 2401 Build America Dr, Hampton, VA 23666 | 12 mo. trailing avg. | \$155.49 | \$157.82 | \$155.49 | - | - | - | - | - | - | \$159.01 | - | - | - | - | - | - | - | - | - |
| U-Haul Moving & Storage at Coliseum | | | | | | | | | | | | | | | | | | | | |
| 1023 W Mercury Blvd, Hampton, VA 23666 | 12 mo. trailing avg. | \$139.07 | \$139.07 | - | \$139.07 | - | - | - | - | - | - | - | - | - | - | - | - | - | - | - |

12 Month Trailing Average Rate History Continued

Summary - 10x10 Reg (Value, Ground Floor)

| | | ALL UNITS WITHOUT PARKING | ALL UNITS WITH PARKING | ALL REG | ALL CC | ALL PARKING | 5X5 REG | 5X5 CC | 5X10 REG | 5X10 CC | 10X10 REG | 10X10 CC | 10X15 REG | 10X15 CC | 10X20 REG | 10X20 CC | 10X30 REG | 10X30 CC | CAR PARKING | RV PARKING |
|---|----------------------|------------------------------|---------------------------|----------|----------|----------------|------------|-----------|-------------|------------|--------------|-------------|--------------|-------------|--------------|-------------|--------------|-------------|----------------|---------------|
| Extra Space 1343 Big Bethel Rd, Hampton, VA 23666 | 12 mo. trailing avg. | \$206.80 | \$204.53 | \$152.21 | \$221.68 | - | - | - | - | - | \$176.03 | - | - | - | - | - | - | - | - | - |
| Salters Creek Commercial Stge 221 Salters Creek Rd, Hampton, VA 23661 | 12 mo. trailing avg. | - | - | - | - | - | - | - | - | - | - | - | - | - | - | - | - | - | - | - |
| American Classic Storage 906 Big Bethel Rd, Hampton, VA 23666 | 12 mo. trailing avg. | \$177.98 | \$177.98 | \$167.30 | \$193.97 | - | - | - | - | - | \$150.79 | - | - | - | - | - | - | - | - | - |
| E-Commerce Center of Hampton 1708 Todds Lane, Hampton, VA 23666 | 12 mo. trailing avg. | \$238.58 | \$238.58 | \$246.83 | \$238.22 | - | - | - | - | - | \$197.00 | - | - | - | - | - | - | - | - | - |
| Public Storage 3036 N Armistead Ave, Hampton, VA 23666 | 12 mo. trailing avg. | \$225.03 | \$225.03 | \$214.77 | \$237.77 | - | - | - | - | - | \$177.56 | - | - | - | - | - | - | - | - | - |
| Qwik-Stor Inc. 1213 North King Street, Hampton, VA 23669 | 12 mo. trailing avg. | \$148.75 | \$148.75 | \$143.33 | \$165.00 | - | - | - | - | - | \$125.00 | - | - | - | - | - | - | - | - | - |
| Extra Space 1141 W Pembroke Ave, Hampton, VA 23661 | 12 mo. trailing avg. | \$168.69 | \$186.17 | \$157.99 | \$192.75 | - | - | - | - | - | \$153.12 | - | - | - | - | - | - | - | - | - |

12 Month Trailing Average Rate History Continued

Summary - 10x10 Reg (Value, Ground Floor)

| | | ALL UNITS WITHOUT PARKING | ALL UNITS WITH PARKING | ALL REG | ALL CC | ALL PARKING | 5X5 REG | 5X5 CC | 5X10 REG | 5X10 CC | 10X10 REG | 10X10 CC | 10X15 REG | 10X15 CC | 10X20 REG | 10X20 CC | 10X30 REG | 10X30 CC | CAR PARKING | RV PARKING | |
|--|-------------------------|------------------------------|---------------------------|----------|----------|----------------|------------|-----------|-------------|------------|--------------|-------------|--------------|-------------|--------------|-------------|--------------|-------------|----------------|---------------|---|
| Extra Space 1975 Cunningham Dr, Hampton, VA 23666 | 12 mo. trailing avg. | \$393.36 | \$393.36 | - | \$393.36 | - | - | - | - | - | - | - | - | - | - | - | - | - | - | - | - |
| Storage Depot of Hampton 185 E Mercury Blvd, Hampton, VA 23669 | 12 mo. trailing avg. | \$130.65 | \$130.65 | \$130.65 | - | - | - | - | - | - | \$157.28 | - | - | - | - | - | - | - | - | - | - |
| Incubator Self Storage 6000 Incubator Road, Hampton, VA 23661 | 12 mo. trailing avg. | - | - | - | - | - | - | - | - | - | - | - | - | - | - | - | - | - | - | - | - |
| Extra Space 815 LaSalle Ave, Hampton, VA 23669 | 12 mo. trailing avg. | \$242.36 | \$244.72 | \$196.90 | \$246.96 | - | - | - | - | - | \$195.57 | - | - | - | - | - | - | - | - | - | - |

Specific Unit - 10x10 Reg (Value, Ground Floor)

| | | DEC 2021 | JAN 2022 | FEB 2022 | MAR 2022 | APR 2022 | MAY 2022 | JUN 2022 | JUL 2022 | AUG 2022 | SEP 2022 | OCT 2022 | NOV 2022 |
|---|----------------------|----------|----------|----------|----------|----------|----------|----------|----------|----------|----------|----------|----------|
| Current Market Average Price | | \$139.45 | \$141.99 | \$144.78 | \$148.16 | \$150.82 | \$153.27 | \$155.13 | \$156.65 | \$156.79 | \$155.17 | \$154.93 | \$155.22 |
| American Classic Storage 906 Big Bethel Rd, Hampton, VA 23666 | 12 mo. trailing avg. | \$139.34 | \$140.82 | \$141.19 | \$142.71 | \$143.54 | \$145.04 | \$146.82 | \$147.77 | \$148.54 | \$149.28 | \$150.05 | \$150.79 |
| Affordable Self Storage - Hampton - 1635 West Pembroke Avenue 1635 West Pembroke Avenue, Hampton, VA 23661 | 12 mo. trailing avg. | - | - | - | - | - | - | \$128.00 | \$128.00 | \$128.00 | \$128.00 | \$128.00 | \$131.75 |

12 Month Trailing Average Rate History Continued

Specific Unit - 10x10 Reg (Value, Ground Floor)

| | | DEC 2021 | JAN 2022 | FEB 2022 | MAR 2022 | APR 2022 | MAY 2022 | JUN 2022 | JUL 2022 | AUG 2022 | SEP 2022 | OCT 2022 | NOV 2022 |
|---|----------------------|----------|----------|----------|----------|----------|----------|----------|----------|----------|----------|----------|----------|
| Public Storage | | | | | | | | | | | | | |
| 3036 N Armistead Ave, Hampton, VA 23666 | 12 mo. trailing avg. | \$166.16 | \$168.01 | \$169.45 | \$172.49 | \$172.28 | \$174.49 | \$177.18 | \$179.44 | \$180.70 | \$175.90 | \$174.41 | \$177.56 |
| Hampton Boat & RV Storage | | | | | | | | | | | | | |
| 4340 Kecoughtan Rd, Hampton, VA 23669 | 12 mo. trailing avg. | - | - | - | - | - | - | - | - | - | - | - | - |
| American Classic Storage | | | | | | | | | | | | | |
| 20 Potter Lane, Hampton, VA 23666 | 12 mo. trailing avg. | \$115.26 | \$119.14 | \$122.00 | \$125.80 | \$129.12 | \$133.39 | \$135.50 | \$136.98 | \$137.32 | \$138.18 | \$139.68 | \$140.41 |
| Extra Space | | | | | | | | | | | | | |
| 2401 Build America Dr, Hampton, VA 23666 | 12 mo. trailing avg. | \$131.21 | \$135.81 | \$143.14 | \$151.98 | \$158.26 | \$164.08 | \$167.71 | \$169.04 | \$166.91 | \$161.64 | \$158.48 | \$159.01 |
| Public Storage | | | | | | | | | | | | | |
| 1205 W Pembroke Ave, Hampton, VA 23661 | 12 mo. trailing avg. | \$151.38 | \$152.63 | \$154.22 | \$157.80 | \$161.55 | \$165.71 | \$166.12 | \$168.02 | \$168.66 | \$168.00 | \$168.15 | \$168.69 |
| Qwik-Stor Inc. | | | | | | | | | | | | | |
| 1213 North King Street, Hampton, VA 23669 | 12 mo. trailing avg. | \$119.82 | \$121.10 | \$122.25 | \$123.52 | \$124.75 | \$125.00 | \$125.00 | \$125.00 | \$125.00 | \$125.00 | \$125.00 | \$125.00 |
| Extra Space | | | | | | | | | | | | | |
| 1141 W Pembroke Ave, Hampton, VA 23661 | 12 mo. trailing avg. | \$146.38 | \$149.18 | \$154.56 | \$165.60 | \$172.76 | \$176.31 | \$176.48 | \$174.44 | \$177.61 | \$162.42 | \$162.25 | \$153.12 |
| Storage Depot of Hampton | | | | | | | | | | | | | |
| 185 E Mercury Blvd, Hampton, VA 23669 | 12 mo. trailing avg. | \$100.06 | \$100.05 | \$100.05 | \$100.05 | \$100.00 | \$102.65 | \$122.03 | \$138.44 | \$147.95 | \$151.47 | \$153.73 | \$157.28 |
| Incubator Self Storage | | | | | | | | | | | | | |
| 6000 Incubator Road, Hampton, VA 23661 | 12 mo. trailing avg. | - | - | - | - | - | - | - | - | - | - | - | - |
| Salters Creek Commercial Stge | | | | | | | | | | | | | |
| 221 Salters Creek Rd, Hampton, VA 23661 | 12 mo. trailing avg. | - | - | - | - | - | - | - | - | - | - | - | - |
| E-Commerce Center of Hampton | | | | | | | | | | | | | |
| 1708 Todds Lane, Hampton, VA 23666 | 12 mo. trailing avg. | \$146.89 | \$159.75 | \$197.00 | \$197.00 | \$197.00 | \$197.00 | \$197.00 | \$197.00 | \$197.00 | \$197.00 | \$197.00 | \$197.00 |
| Extra Space | | | | | | | | | | | | | |
| 815 LaSalle Ave, Hampton, VA 23669 | 12 mo. trailing avg. | \$205.57 | \$197.37 | \$197.37 | \$198.69 | \$198.50 | \$192.05 | \$190.79 | \$187.09 | \$185.38 | \$184.93 | \$187.25 | \$195.57 |

12 Month Trailing Average Rate History Continued

Specific Unit - 10x10 Reg (Value, Ground Floor)

| | | DEC 2021 | JAN 2022 | FEB 2022 | MAR 2022 | APR 2022 | MAY 2022 | JUN 2022 | JUL 2022 | AUG 2022 | SEP 2022 | OCT 2022 | NOV 2022 |
|--|----------------------|----------|----------|----------|----------|----------|----------|----------|----------|----------|----------|----------|----------|
| Extra Space 1975 Cunningham Dr, Hampton, VA 23666 | 12 mo. trailing avg. | - | - | - | - | - | - | - | - | - | - | - | - |
| U-Haul Moving & Storage at Coliseum 1023 W Mercury Blvd, Hampton, VA 23666 | 12 mo. trailing avg. | - | - | - | - | - | - | - | - | - | - | - | - |
| Extra Space 1343 Big Bethel Rd, Hampton, VA 23666 | 12 mo. trailing avg. | \$152.58 | \$159.88 | \$170.28 | \$173.00 | \$175.37 | \$177.91 | \$179.63 | \$180.39 | \$177.71 | \$175.98 | \$174.09 | \$176.03 |

Summary - 10x10 CC (Premium, Ground Floor)

| | | ALL UNITS WITHOUT PARKING | ALL UNITS WITH PARKING | ALL REG | ALL CC | ALL PARKING | 5X5 REG | 5X5 CC | 5X10 REG | 5X10 CC | 10X10 REG | 10X10 CC | 10X15 REG | 10X15 CC | 10X20 REG | 10X20 CC | 10X30 REG | 10X30 CC | CAR PARKING | RV PARKING |
|---|----------------------|---------------------------|------------------------|----------|----------|-------------|---------|--------|----------|---------|-----------|----------|-----------|----------|-----------|----------|-----------|----------|-------------|------------|
| Current Market Average Price | | \$189.93 | \$198.83 | \$161.09 | \$236.62 | - | - | - | - | - | - | \$179.00 | - | - | - | - | - | - | - | - |
| Qwik-Stor Inc. 1213 North King Street, Hampton, VA 23669 | 12 mo. trailing avg. | \$150.00 | \$150.00 | \$145.00 | \$165.00 | - | - | - | - | - | - | \$140.00 | - | - | - | - | - | - | - | - |
| Extra Space 1141 W Pembroke Ave, Hampton, VA 23661 | 12 mo. trailing avg. | \$168.69 | \$188.67 | \$157.99 | \$192.75 | - | - | - | - | - | - | \$168.66 | - | - | - | - | - | - | - | - |
| Hampton Boat & RV Storage 4340 Kecoughtan Rd, Hampton, VA 23669 | 12 mo. trailing avg. | - | - | - | - | - | - | - | - | - | - | - | - | - | - | - | - | - | - | - |
| E-Commerce Center of Hampton 1708 Todds Lane, Hampton, VA 23666 | 12 mo. trailing avg. | \$239.23 | \$239.23 | \$246.83 | \$238.91 | - | - | - | - | - | - | \$207.04 | - | - | - | - | - | - | - | - |

12 Month Trailing Average Rate History Continued

Summary - 10x10 CC (Premium, Ground Floor)

| | | ALL UNITS WITHOUT PARKING | ALL UNITS WITH PARKING | ALL REG | ALL CC | ALL PARKING | 5X5 REG | 5X5 CC | 5X10 REG | 5X10 CC | 10X10 REG | 10X10 CC | 10X15 REG | 10X15 CC | 10X20 REG | 10X20 CC | 10X30 REG | 10X30 CC | CAR PARKING | RV PARKING |
|--|----------------------|------------------------------|---------------------------|----------|----------|----------------|------------|-----------|-------------|------------|--------------|-------------|--------------|-------------|--------------|-------------|--------------|-------------|----------------|---------------|
| Extra Space 1343 Big Bethel Rd, Hampton, VA 23666 | 12 mo. trailing avg. | \$207.30 | \$206.83 | \$153.00 | \$222.10 | - | - | - | - | - | - | \$162.14 | - | - | - | - | - | - | - | - |
| U-Haul Moving & Storage at Coliseum 1023 W Mercury Blvd, Hampton, VA 23666 | 12 mo. trailing avg. | \$139.07 | \$139.07 | - | \$139.07 | - | - | - | - | - | - | \$149.00 | - | - | - | - | - | - | - | - |
| Affordable Self Storage - Hampton - 1635 West Pembroke Avenue 1635 West Pembroke Avenue, Hampton, VA 23661 | 12 mo. trailing avg. | \$95.93 | \$95.93 | \$90.27 | \$143.00 | - | - | - | - | - | - | \$143.00 | - | - | - | - | - | - | - | - |
| American Classic Storage 20 Potter Lane, Hampton, VA 23666 | 12 mo. trailing avg. | \$159.28 | \$159.28 | \$159.28 | - | - | - | - | - | - | - | - | - | - | - | - | - | - | - | - |
| Extra Space 2401 Build America Dr, Hampton, VA 23666 | 12 mo. trailing avg. | \$164.52 | \$171.17 | \$164.52 | - | - | - | - | - | - | - | - | - | - | - | - | - | - | - | - |
| Public Storage 3036 N Armistead Ave, Hampton, VA 23666 | 12 mo. trailing avg. | \$227.92 | \$227.92 | \$219.99 | \$237.77 | - | - | - | - | - | - | \$208.99 | - | - | - | - | - | - | - | - |
| American Classic Storage 906 Big Bethel Rd, Hampton, VA 23666 | 12 mo. trailing avg. | \$178.26 | \$178.26 | \$167.77 | \$193.97 | - | - | - | - | - | - | \$186.98 | - | - | - | - | - | - | - | - |

12 Month Trailing Average Rate History Continued

Summary - 10x10 CC (Premium, Ground Floor)

| | | ALL UNITS WITHOUT PARKING | ALL UNITS WITH PARKING | ALL REG | ALL CC | ALL PARKING | 5X5 REG | 5X5 CC | 5X10 REG | 5X10 CC | 10X10 REG | 10X10 CC | 10X15 REG | 10X15 CC | 10X20 REG | 10X20 CC | 10X30 REG | 10X30 CC | CAR PARKING | RV PARKING |
|---|-------------------------|------------------------------|---------------------------|----------|----------|----------------|------------|-----------|-------------|------------|--------------|-------------|--------------|-------------|--------------|-------------|--------------|-------------|----------------|---------------|
| Extra Space 815 LaSalle Ave, Hampton, VA 23669 | 12 mo. trailing avg. | \$242.36 | \$250.29 | \$196.90 | \$246.96 | - | - | - | - | - | - | \$196.29 | - | - | - | - | - | - | - | - |
| Public Storage 1205 W Pembroke Ave, Hampton, VA 23661 | 12 mo. trailing avg. | \$186.76 | \$186.76 | \$186.76 | - | - | - | - | - | - | - | - | - | - | - | - | - | - | - | - |
| Storage Depot of Hampton 185 E Mercury Blvd, Hampton, VA 23669 | 12 mo. trailing avg. | \$147.01 | \$147.01 | \$147.01 | - | - | - | - | - | - | - | - | - | - | - | - | - | - | - | - |
| Incubator Self Storage 6000 Incubator Road, Hampton, VA 23661 | 12 mo. trailing avg. | - | - | - | - | - | - | - | - | - | - | - | - | - | - | - | - | - | - | - |
| Salters Creek Commercial Stge 221 Salters Creek Rd, Hampton, VA 23661 | 12 mo. trailing avg. | - | - | - | - | - | - | - | - | - | - | - | - | - | - | - | - | - | - | - |
| Extra Space 1975 Cunningham Dr, Hampton, VA 23666 | 12 mo. trailing avg. | \$393.36 | \$393.36 | - | \$393.36 | - | - | - | - | - | - | \$220.86 | - | - | - | - | - | - | - | - |

12 Month Trailing Average Rate History Continued

Specific Unit - 10x10 CC (Premium, Ground Floor)

| | | DEC 2021 | JAN 2022 | FEB 2022 | MAR 2022 | APR 2022 | MAY 2022 | JUN 2022 | JUL 2022 | AUG 2022 | SEP 2022 | OCT 2022 | NOV 2022 |
|--|----------------------|----------|----------|----------|----------|----------|----------|----------|----------|----------|----------|----------|----------|
| Current Market Average Price | | \$167.89 | \$169.19 | \$171.09 | \$173.92 | \$176.03 | \$178.90 | \$180.51 | \$181.27 | \$182.61 | \$181.39 | \$179.95 | \$180.04 |
| Public Storage | | | | | | | | | | | | | |
| 3036 N Armistead Ave, Hampton, VA 23666 | 12 mo. trailing avg. | \$172.65 | \$175.12 | \$183.50 | \$191.97 | \$194.10 | \$197.35 | \$199.56 | \$200.05 | \$204.67 | \$210.01 | \$207.35 | \$208.99 |
| Public Storage | | | | | | | | | | | | | |
| 1205 W Pembroke Ave, Hampton, VA 23661 | 12 mo. trailing avg. | - | - | - | - | - | - | - | - | - | - | - | - |
| Affordable Self Storage - Hampton - 1635 West Pembroke Avenue | | | | | | | | | | | | | |
| 1635 West Pembroke Avenue, Hampton, VA 23661 | 12 mo. trailing avg. | \$143.00 | \$143.00 | \$143.00 | \$143.00 | \$143.00 | \$143.00 | \$143.00 | \$143.00 | \$143.00 | \$143.00 | \$143.00 | \$143.00 |
| Salters Creek Commercial Stge | | | | | | | | | | | | | |
| 221 Salters Creek Rd, Hampton, VA 23661 | 12 mo. trailing avg. | - | - | - | - | - | - | - | - | - | - | - | - |
| Extra Space | | | | | | | | | | | | | |
| 1975 Cunningham Dr, Hampton, VA 23666 | 12 mo. trailing avg. | \$188.84 | \$195.69 | \$219.54 | \$219.54 | \$220.28 | \$223.28 | \$224.00 | \$223.41 | \$223.41 | \$220.67 | \$220.67 | \$220.86 |
| U-Haul Moving & Storage at Coliseum | | | | | | | | | | | | | |
| 1023 W Mercury Blvd, Hampton, VA 23666 | 12 mo. trailing avg. | \$146.20 | \$145.83 | \$146.01 | \$146.56 | \$145.43 | \$147.45 | \$147.95 | \$147.95 | \$147.68 | \$148.28 | \$148.84 | \$149.00 |
| Hampton Boat & RV Storage | | | | | | | | | | | | | |
| 4340 Kecoughtan Rd, Hampton, VA 23669 | 12 mo. trailing avg. | - | - | - | - | - | - | - | - | - | - | - | - |
| Storage Depot of Hampton | | | | | | | | | | | | | |
| 185 E Mercury Blvd, Hampton, VA 23669 | 12 mo. trailing avg. | - | - | - | - | - | - | - | - | - | - | - | - |
| Incubator Self Storage | | | | | | | | | | | | | |
| 6000 Incubator Road, Hampton, VA 23661 | 12 mo. trailing avg. | - | - | - | - | - | - | - | - | - | - | - | - |
| Extra Space | | | | | | | | | | | | | |
| 1343 Big Bethel Rd, Hampton, VA 23666 | 12 mo. trailing avg. | \$180.51 | \$180.51 | \$182.52 | \$184.06 | \$183.26 | \$184.57 | \$185.03 | \$184.21 | \$184.72 | \$173.67 | \$166.09 | \$162.14 |
| Qwik-Stor Inc. | | | | | | | | | | | | | |
| 1213 North King Street, Hampton, VA 23669 | 12 mo. trailing avg. | \$136.55 | \$137.40 | \$138.16 | \$139.01 | \$139.84 | \$140.00 | \$140.00 | \$140.00 | \$140.00 | \$140.00 | \$140.00 | \$140.00 |

12 Month Trailing Average Rate History Continued

Specific Unit - 10x10 CC (Premium, Ground Floor)

| | | DEC 2021 | JAN 2022 | FEB 2022 | MAR 2022 | APR 2022 | MAY 2022 | JUN 2022 | JUL 2022 | AUG 2022 | SEP 2022 | OCT 2022 | NOV 2022 |
|---|----------------------|----------|----------|----------|----------|----------|----------|----------|----------|----------|----------|----------|----------|
| Extra Space 1141 W Pembroke Ave, Hampton, VA 23661 | 12 mo. trailing avg. | \$181.53 | \$178.74 | \$178.27 | \$178.27 | \$178.27 | \$177.30 | \$175.17 | \$174.96 | \$170.71 | \$170.71 | \$167.78 | \$168.66 |
| Extra Space 815 LaSalle Ave, Hampton, VA 23669 | 12 mo. trailing avg. | \$193.26 | \$196.03 | \$197.22 | \$206.27 | \$210.13 | \$213.01 | \$212.89 | \$211.35 | \$209.72 | \$200.63 | \$193.92 | \$196.29 |
| American Classic Storage 20 Potter Lane, Hampton, VA 23666 | 12 mo. trailing avg. | - | - | - | - | - | - | - | - | - | - | - | - |
| Extra Space 2401 Build America Dr, Hampton, VA 23666 | 12 mo. trailing avg. | - | - | - | - | - | - | - | - | - | - | - | - |
| American Classic Storage 906 Big Bethel Rd, Hampton, VA 23666 | 12 mo. trailing avg. | \$169.98 | \$171.45 | \$172.19 | \$173.49 | \$174.69 | \$176.52 | \$178.90 | \$180.63 | \$182.25 | \$183.81 | \$185.42 | \$186.98 |
| E-Commerce Center of Hampton 1708 Todds Lane, Hampton, VA 23666 | 12 mo. trailing avg. | \$178.64 | \$180.50 | \$182.13 | \$185.48 | \$189.57 | \$194.65 | \$199.67 | \$203.10 | \$204.38 | \$205.31 | \$205.95 | \$207.04 |

Summary - 10x10 CC (Value, Ground Floor)

| | | ALL UNITS WITHOUT PARKING | ALL UNITS WITH PARKING | ALL REG | ALL CC | ALL PARKING | 5X5 REG | 5X5 CC | 5X10 REG | 5X10 CC | 10X10 REG | 10X10 CC | 10X15 REG | 10X15 CC | 10X20 REG | 10X20 CC | 10X30 REG | 10X30 CC | CAR PARKING | RV PARKING |
|--|----------------------|---------------------------|------------------------|----------|----------|-------------|---------|--------|----------|---------|-----------|----------|-----------|----------|-----------|----------|-----------|----------|-------------|------------|
| Current Market Average Price | | \$184.93 | \$190.75 | \$153.00 | \$236.62 | - | - | - | - | - | - | \$179.00 | - | - | - | - | - | - | - | - |
| U-Haul Moving & Storage at Coliseum 1023 W Mercury Blvd, Hampton, VA 23666 | 12 mo. trailing avg. | \$139.07 | \$139.07 | - | \$139.07 | - | - | - | - | - | - | \$149.00 | - | - | - | - | - | - | - | - |
| Affordable Self Storage - Hampton - 1635 West Pembroke Avenue 1635 West Pembroke Avenue, Hampton, VA 23661 | 12 mo. trailing avg. | \$95.93 | \$95.93 | \$90.27 | \$143.00 | - | - | - | - | - | - | \$143.00 | - | - | - | - | - | - | - | - |

12 Month Trailing Average Rate History Continued

Summary - 10x10 CC (Value, Ground Floor)

| | | ALL UNITS WITHOUT PARKING | ALL UNITS WITH PARKING | ALL REG | ALL CC | ALL PARKING | 5X5 REG | 5X5 CC | 5X10 REG | 5X10 CC | 10X10 REG | 10X10 CC | 10X15 REG | 10X15 CC | 10X20 REG | 10X20 CC | 10X30 REG | 10X30 CC | CAR PARKING | RV PARKING | |
|---|----------------------|------------------------------|---------------------------|----------|----------|----------------|------------|-----------|-------------|------------|--------------|-------------|--------------|-------------|--------------|-------------|--------------|-------------|----------------|---------------|---|
| Salters Creek Commercial Stge 221 Salters Creek Rd, Hampton, VA 23661 | 12 mo. trailing avg. | - | - | - | - | - | - | - | - | - | - | - | - | - | - | - | - | - | - | - | - |
| Extra Space 1343 Big Bethel Rd, Hampton, VA 23666 | 12 mo. trailing avg. | \$206.80 | \$204.53 | \$152.21 | \$221.68 | - | - | - | - | - | - | \$162.14 | - | - | - | - | - | - | - | - | - |
| Hampton Boat & RV Storage 4340 Kecoughtan Rd, Hampton, VA 23669 | 12 mo. trailing avg. | - | - | - | - | - | - | - | - | - | - | - | - | - | - | - | - | - | - | - | - |
| E-Commerce Center of Hampton 1708 Todds Lane, Hampton, VA 23666 | 12 mo. trailing avg. | \$238.58 | \$238.58 | \$246.83 | \$238.22 | - | - | - | - | - | - | \$207.04 | - | - | - | - | - | - | - | - | - |
| Qwik-Stor Inc. 1213 North King Street, Hampton, VA 23669 | 12 mo. trailing avg. | \$148.75 | \$148.75 | \$143.33 | \$165.00 | - | - | - | - | - | - | \$140.00 | - | - | - | - | - | - | - | - | - |
| Extra Space 1141 W Pembroke Ave, Hampton, VA 23661 | 12 mo. trailing avg. | \$168.69 | \$186.17 | \$157.99 | \$192.75 | - | - | - | - | - | - | \$168.66 | - | - | - | - | - | - | - | - | - |
| Extra Space 1975 Cunningham Dr, Hampton, VA 23666 | 12 mo. trailing avg. | \$393.36 | \$393.36 | - | \$393.36 | - | - | - | - | - | - | \$220.86 | - | - | - | - | - | - | - | - | - |

12 Month Trailing Average Rate History Continued

Summary - 10x10 CC (Value, Ground Floor)

| | | ALL UNITS WITHOUT PARKING | ALL UNITS WITH PARKING | ALL REG | ALL CC | ALL PARKING | 5X5 REG | 5X5 CC | 5X10 REG | 5X10 CC | 10X10 REG | 10X10 CC | 10X15 REG | 10X15 CC | 10X20 REG | 10X20 CC | 10X30 REG | 10X30 CC | CAR PARKING | RV PARKING |
|--|-------------------------|------------------------------|---------------------------|----------|----------|----------------|------------|-----------|-------------|------------|--------------|-------------|--------------|-------------|--------------|-------------|--------------|-------------|----------------|---------------|
| American Classic Storage 20 Potter Lane, Hampton, VA 23666 | 12 mo. trailing avg. | \$157.48 | \$157.48 | \$157.48 | - | - | - | - | - | - | - | - | - | - | - | - | - | - | - | - |
| Extra Space 2401 Build America Dr, Hampton, VA 23666 | 12 mo. trailing avg. | \$155.49 | \$157.82 | \$155.49 | - | - | - | - | - | - | - | - | - | - | - | - | - | - | - | - |
| Public Storage 1205 W Pembroke Ave, Hampton, VA 23661 | 12 mo. trailing avg. | \$177.75 | \$177.75 | \$177.75 | - | - | - | - | - | - | - | - | - | - | - | - | - | - | - | - |
| Extra Space 815 LaSalle Ave, Hampton, VA 23669 | 12 mo. trailing avg. | \$242.36 | \$244.72 | \$196.90 | \$246.96 | - | - | - | - | - | - | \$196.29 | - | - | - | - | - | - | - | - |
| Public Storage 3036 N Armistead Ave, Hampton, VA 23666 | 12 mo. trailing avg. | \$225.03 | \$225.03 | \$214.77 | \$237.77 | - | - | - | - | - | - | \$208.99 | - | - | - | - | - | - | - | - |
| Storage Depot of Hampton 185 E Mercury Blvd, Hampton, VA 23669 | 12 mo. trailing avg. | \$130.65 | \$130.65 | \$130.65 | - | - | - | - | - | - | - | - | - | - | - | - | - | - | - | - |
| Incubator Self Storage 6000 Incubator Road, Hampton, VA 23661 | 12 mo. trailing avg. | - | - | - | - | - | - | - | - | - | - | - | - | - | - | - | - | - | - | - |

12 Month Trailing Average Rate History Continued

Summary - 10x10 CC (Value, Ground Floor)

| | | ALL UNITS WITHOUT PARKING | ALL UNITS WITH PARKING | ALL REG | ALL CC | ALL PARKING | 5X5 REG | 5X5 CC | 5X10 REG | 5X10 CC | 10X10 REG | 10X10 CC | 10X15 REG | 10X15 CC | 10X20 REG | 10X20 CC | 10X30 REG | 10X30 CC | CAR PARKING | RV PARKING |
|---|-------------------------|------------------------------|---------------------------|----------|----------|----------------|------------|-----------|-------------|------------|--------------|-------------|--------------|-------------|--------------|-------------|--------------|-------------|----------------|---------------|
| American Classic Storage 906 Big Bethel Rd, Hampton, VA 23666 | 12 mo. trailing avg. | \$177.98 | \$177.98 | \$167.30 | \$193.97 | - | - | - | - | - | - | \$186.98 | - | - | - | - | - | - | - | - |

Specific Unit - 10x10 CC (Value, Ground Floor)

| | | DEC 2021 | JAN 2022 | FEB 2022 | MAR 2022 | APR 2022 | MAY 2022 | JUN 2022 | JUL 2022 | AUG 2022 | SEP 2022 | OCT 2022 | NOV 2022 |
|--|----------------------|----------|----------|----------|----------|----------|----------|----------|----------|----------|----------|----------|----------|
| Current Market Average Price | | \$165.08 | \$166.42 | \$168.32 | \$171.19 | \$173.37 | \$176.37 | \$178.00 | \$178.76 | \$180.16 | \$180.62 | \$179.95 | \$180.04 |
| Hampton Boat & RV Storage 4340 Kecoughtan Rd, Hampton, VA 23669 | 12 mo. trailing avg. | - | - | - | - | - | - | - | - | - | - | - | - |
| Storage Depot of Hampton 185 E Mercury Blvd, Hampton, VA 23669 | 12 mo. trailing avg. | - | - | - | - | - | - | - | - | - | - | - | - |
| Incubator Self Storage 6000 Incubator Road, Hampton, VA 23661 | 12 mo. trailing avg. | - | - | - | - | - | - | - | - | - | - | - | - |
| American Classic Storage 20 Potter Lane, Hampton, VA 23666 | 12 mo. trailing avg. | - | - | - | - | - | - | - | - | - | - | - | - |
| Extra Space 2401 Build America Dr, Hampton, VA 23666 | 12 mo. trailing avg. | - | - | - | - | - | - | - | - | - | - | - | - |

12 Month Trailing Average Rate History Continued

Specific Unit - 10x10 CC (Value, Ground Floor)

| | | DEC 2021 | JAN 2022 | FEB 2022 | MAR 2022 | APR 2022 | MAY 2022 | JUN 2022 | JUL 2022 | AUG 2022 | SEP 2022 | OCT 2022 | NOV 2022 |
|--|----------------------|----------|----------|----------|----------|----------|----------|----------|----------|----------|----------|----------|----------|
| U-Haul Moving & Storage at Coliseum 1023 W Mercury Blvd, Hampton, VA 23666 | 12 mo. trailing avg. | \$146.20 | \$145.83 | \$146.01 | \$146.56 | \$145.43 | \$147.45 | \$147.95 | \$147.95 | \$147.68 | \$148.28 | \$148.84 | \$149.00 |
| Qwik-Stor Inc. 1213 North King Street, Hampton, VA 23669 | 12 mo. trailing avg. | \$136.55 | \$137.40 | \$138.16 | \$139.01 | \$139.84 | \$140.00 | \$140.00 | \$140.00 | \$140.00 | \$140.00 | \$140.00 | \$140.00 |
| Extra Space 1141 W Pembroke Ave, Hampton, VA 23661 | 12 mo. trailing avg. | \$171.53 | \$170.32 | \$171.16 | \$171.16 | \$171.16 | \$170.02 | \$168.22 | \$168.15 | \$163.10 | \$163.10 | \$167.78 | \$168.66 |
| Extra Space 815 LaSalle Ave, Hampton, VA 23669 | 12 mo. trailing avg. | \$182.67 | \$183.29 | \$183.78 | \$192.83 | \$196.79 | \$201.24 | \$200.87 | \$199.83 | \$199.26 | \$199.01 | \$193.92 | \$196.29 |
| Public Storage 3036 N Armistead Ave, Hampton, VA 23666 | 12 mo. trailing avg. | \$172.65 | \$175.12 | \$183.50 | \$191.97 | \$194.10 | \$197.35 | \$199.56 | \$200.05 | \$204.67 | \$210.01 | \$207.35 | \$208.99 |
| E-Commerce Center of Hampton 1708 Todds Lane, Hampton, VA 23666 | 12 mo. trailing avg. | \$178.64 | \$180.50 | \$182.13 | \$185.48 | \$189.57 | \$194.65 | \$199.67 | \$203.10 | \$204.38 | \$205.31 | \$205.95 | \$207.04 |
| Salters Creek Commercial Stge 221 Salters Creek Rd, Hampton, VA 23661 | 12 mo. trailing avg. | - | - | - | - | - | - | - | - | - | - | - | - |
| Public Storage 1205 W Pembroke Ave, Hampton, VA 23661 | 12 mo. trailing avg. | - | - | - | - | - | - | - | - | - | - | - | - |
| Extra Space 1975 Cunningham Dr, Hampton, VA 23666 | 12 mo. trailing avg. | \$188.84 | \$195.69 | \$219.54 | \$219.54 | \$220.28 | \$223.28 | \$224.00 | \$223.41 | \$223.41 | \$220.67 | \$220.67 | \$220.86 |
| Extra Space 1343 Big Bethel Rd, Hampton, VA 23666 | 12 mo. trailing avg. | \$170.22 | \$170.26 | \$172.04 | \$173.09 | \$172.49 | \$174.88 | \$175.72 | \$174.71 | \$175.66 | \$170.50 | \$166.09 | \$162.14 |
| Affordable Self Storage - Hampton - 1635 West Pembroke Avenue 1635 West Pembroke Avenue, Hampton, VA 23661 | 12 mo. trailing avg. | \$143.00 | \$143.00 | \$143.00 | \$143.00 | \$143.00 | \$143.00 | \$143.00 | \$143.00 | \$143.00 | \$143.00 | \$143.00 | \$143.00 |
| American Classic Storage 906 Big Bethel Rd, Hampton, VA 23666 | 12 mo. trailing avg. | \$169.98 | \$171.45 | \$172.19 | \$173.49 | \$174.69 | \$176.52 | \$178.90 | \$180.63 | \$182.25 | \$183.81 | \$185.42 | \$186.98 |

Rate per Square Foot by Unit Type

Analysis of the average rate per square foot by each of the most common unit types.

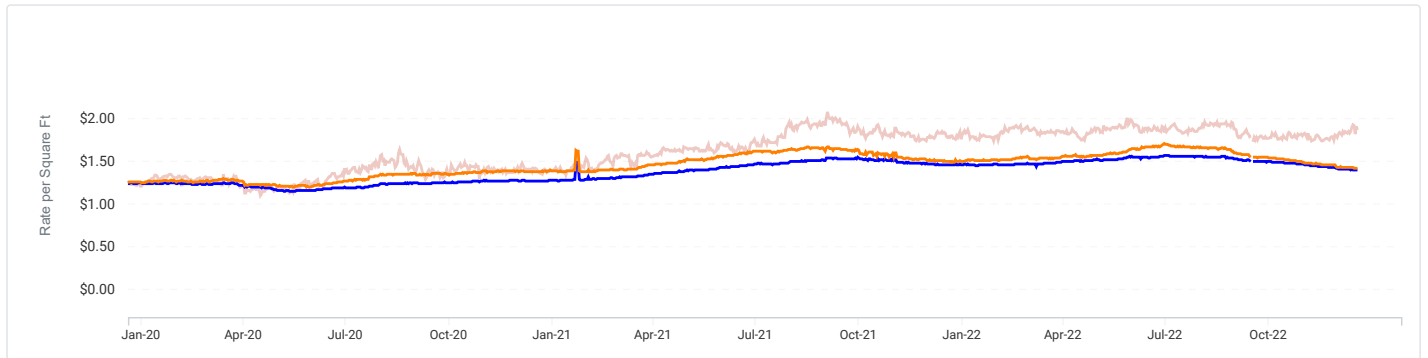
| ALL UNITS WITHOUT PARKING | ALL UNITS WITH PARKING | ALL PARKING | ALL REG | ALL CC | 5X5 REG | 5X5 CC | 5X10 REG | 5X10 CC | 10X10 REG | 10X10 CC | 10X15 REG | 10X15 CC | 10X20 REG | 10X20 CC | 10X30 REG | 10X30 CC | CAR PARKING | RV PARKING |
|---------------------------|------------------------|-------------|---------|--------|---------|--------|----------|---------|-----------|----------|-----------|----------|-----------|----------|-----------|----------|-------------|------------|
| \$1.89 | \$1.77 | \$0.84 | \$1.43 | \$2.21 | \$2.83 | \$4.01 | \$1.76 | \$2.86 | \$1.49 | \$1.93 | \$1.31 | \$1.72 | \$1.12 | \$1.36 | \$0.92 | \$1.46 | N/A | \$0.50 |
| \$1.39 | \$1.31 | \$0.43 | \$1.11 | \$1.64 | \$2.28 | \$2.48 | \$1.50 | \$1.84 | \$1.14 | \$1.45 | \$0.99 | \$1.28 | \$0.87 | \$1.25 | \$0.79 | \$1.20 | \$0.46 | \$0.42 |
| \$1.41 | \$1.36 | \$0.49 | \$1.16 | \$1.62 | \$2.11 | \$2.51 | \$1.49 | \$1.82 | \$1.16 | \$1.45 | \$0.97 | \$1.25 | \$0.89 | \$1.21 | \$0.81 | \$1.19 | \$0.59 | \$0.46 |

■ This Market ■ National Totals and Averages ■ Virginia State Total and Averages

Rate per Square Foot History Graph

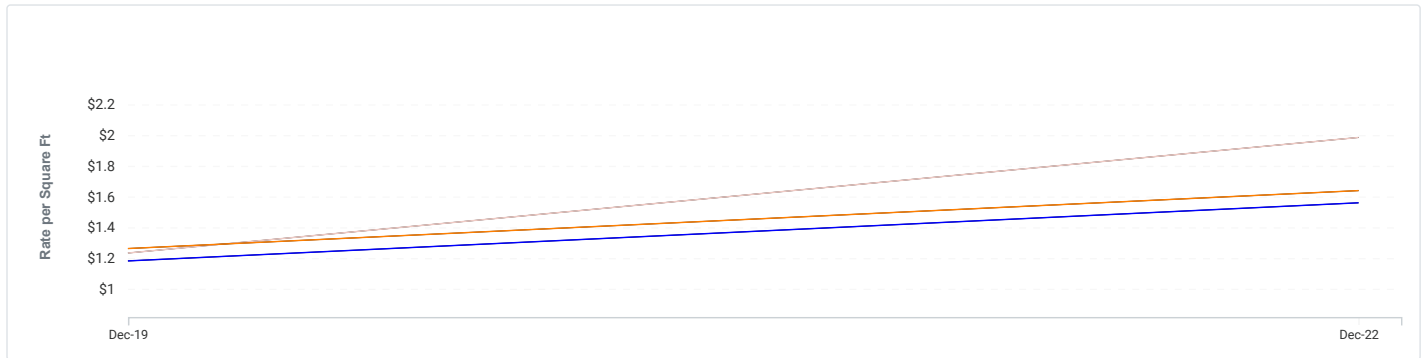
Historical graphs showing the average rate per square feet and the trend for each of the most common unit types.

All Units Without Parking (Last 3 Years)



■ This Market ■ National Totals and Averages ■ Virginia State Total and Averages

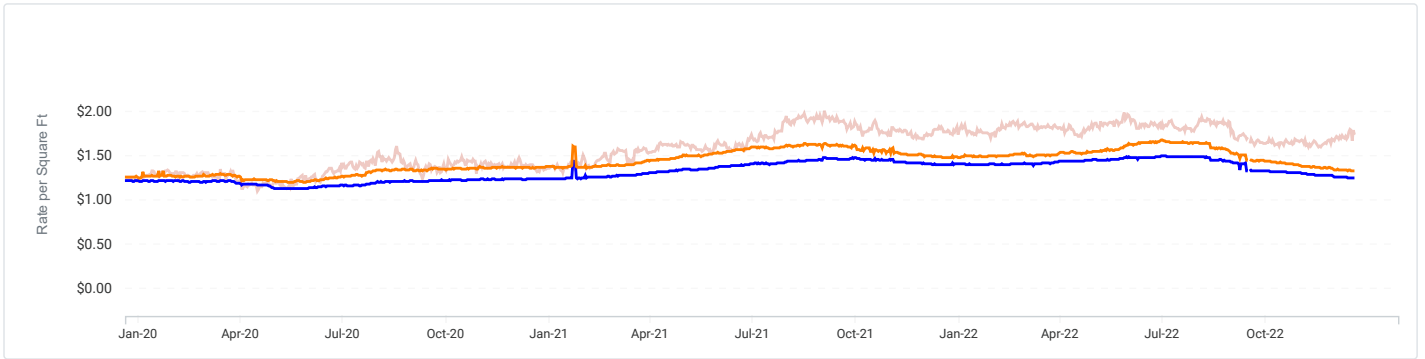
Trendline (All Units Without Parking, Last 3 Years)



■ This Market ■ National Totals and Averages ■ Virginia State Total and Averages

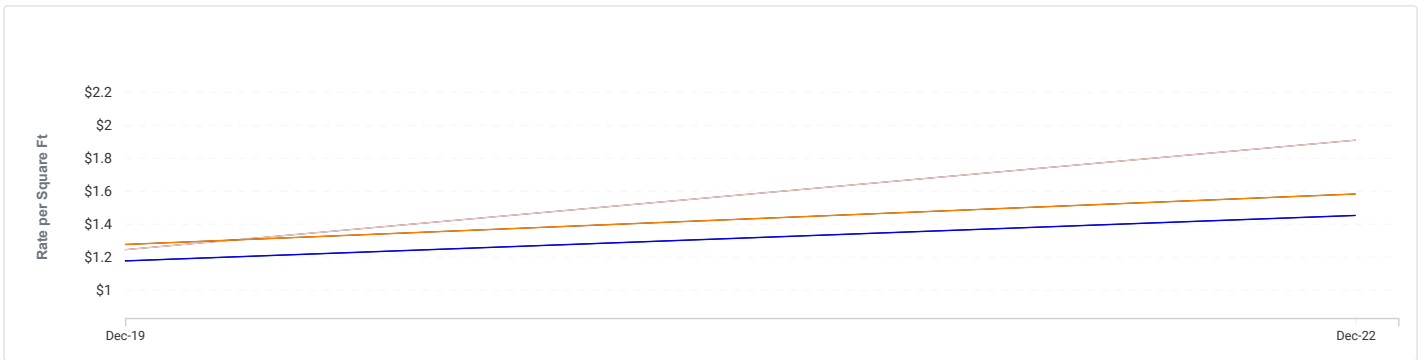
Rate per Square Foot History Graph Continued

All Units With Parking (Last 3 Years)



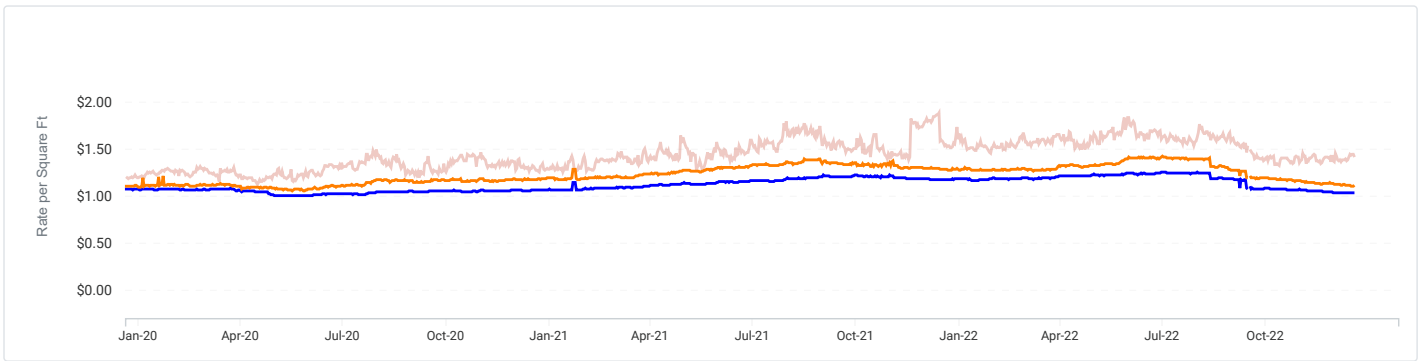
This Market National Totals and Averages Virginia State Total and Averages

Trendline (All Units With Parking, Last 3 Years)



This Market National Totals and Averages Virginia State Total and Averages

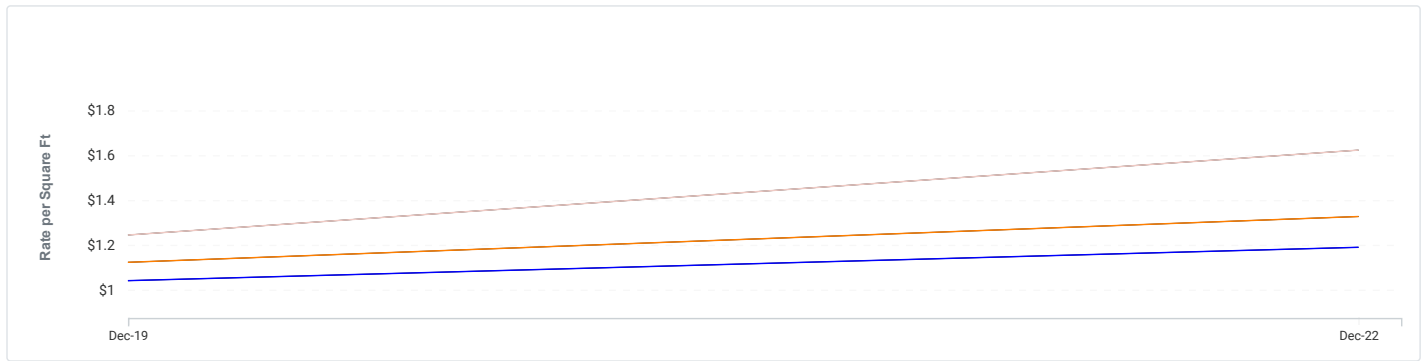
All Reg (Last 3 Years)



This Market National Totals and Averages Virginia State Total and Averages

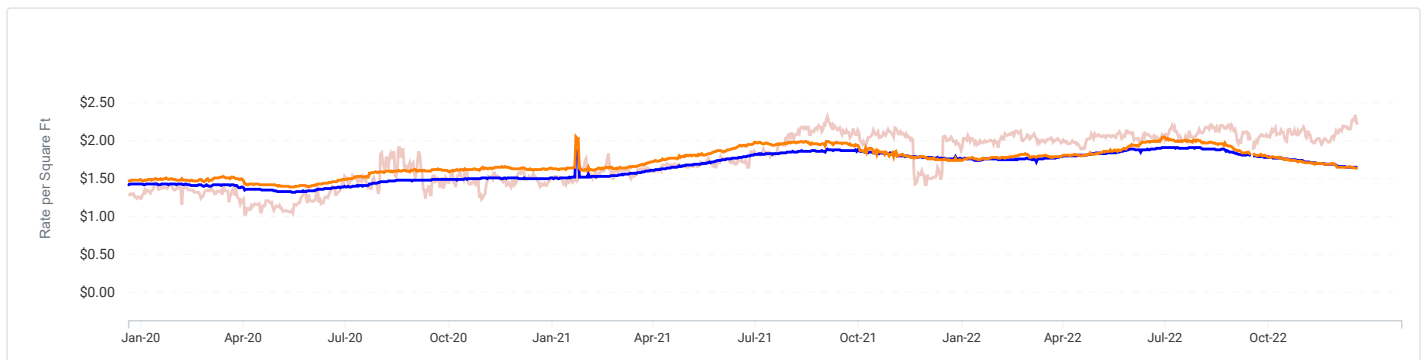
Rate per Square Foot History Graph Continued

Trendline (All Reg, Last 3 Years)



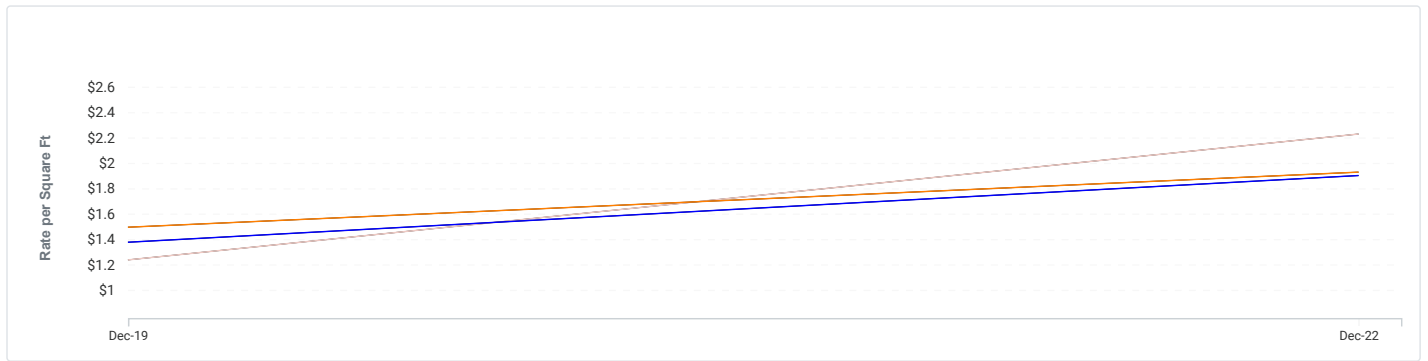
■ This Market ■ National Totals and Averages ■ Virginia State Total and Averages

All CC (Last 3 Years)



■ This Market ■ National Totals and Averages ■ Virginia State Total and Averages

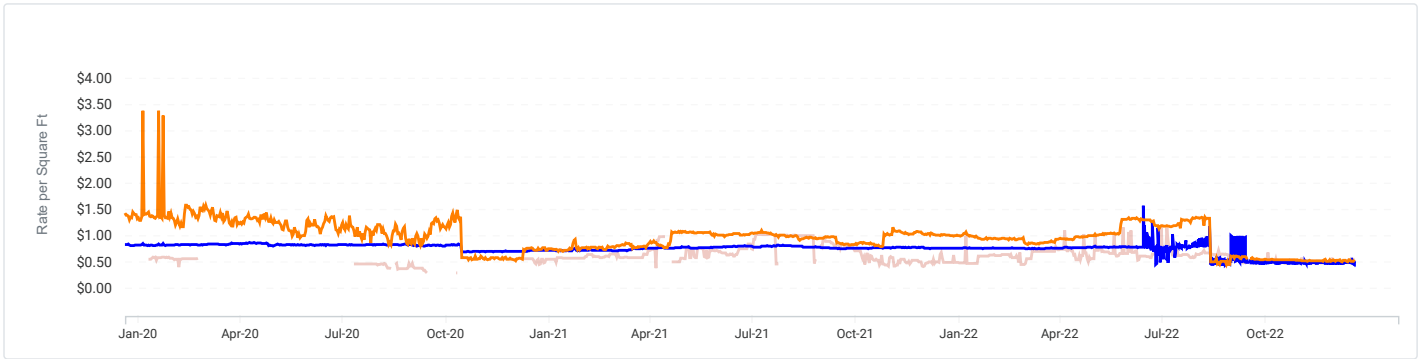
Trendline (All CC, Last 3 Years)



■ This Market ■ National Totals and Averages ■ Virginia State Total and Averages


Rate per Square Foot History Graph Continued

All Parking (Last 3 Years)



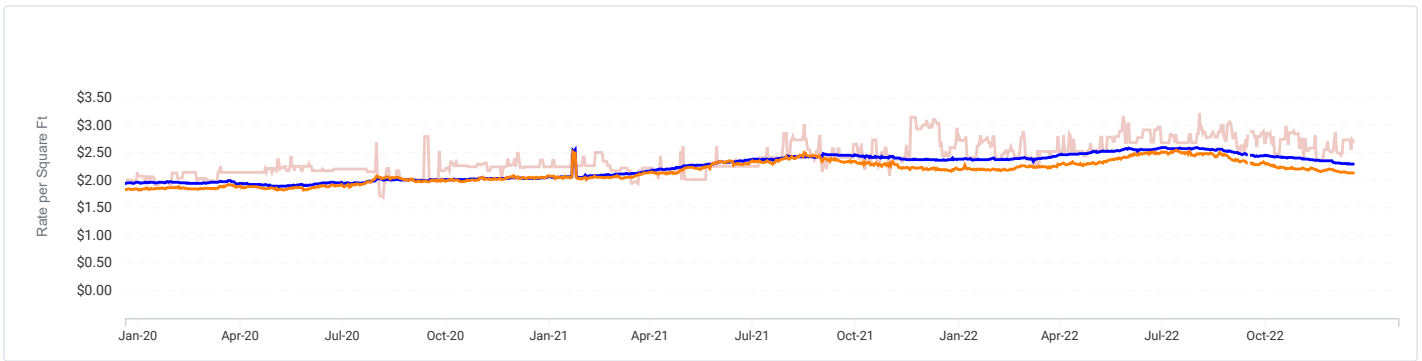
■ This Market ■ National Totals and Averages ■ Virginia State Total and Averages

Trendline (All Parking, Last 3 Years)



■ This Market ■ National Totals and Averages ■ Virginia State Total and Averages

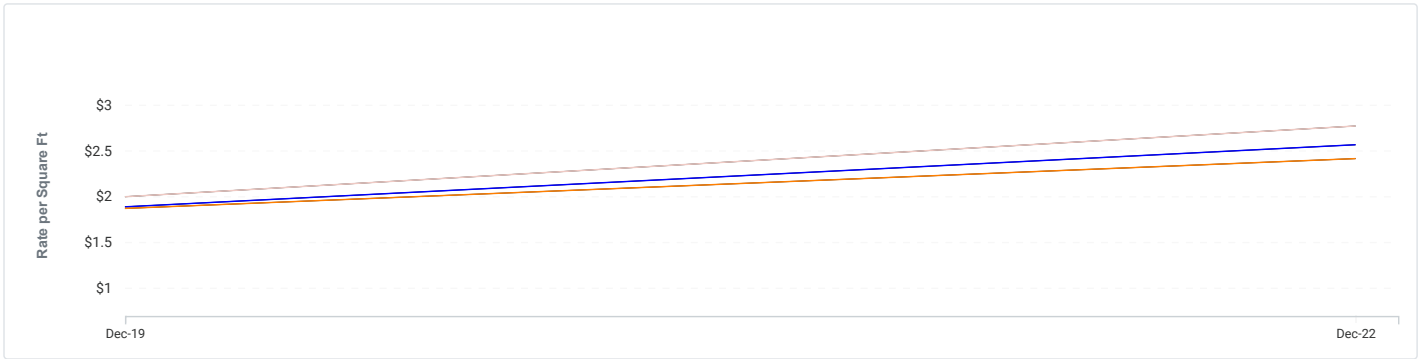
5x5 Reg (Last 3 Years)



■ This Market ■ National Totals and Averages ■ Virginia State Total and Averages

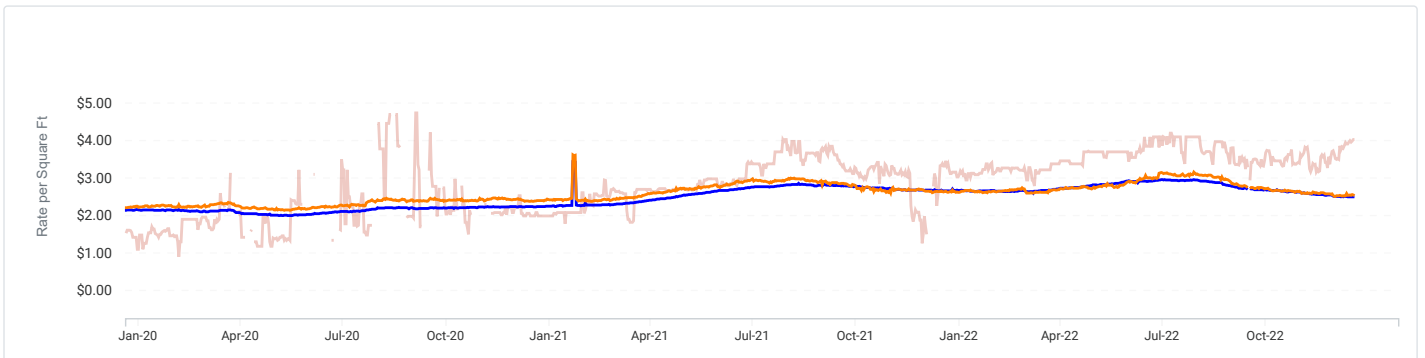
Rate per Square Foot History Graph Continued

Trendline (5x5 Reg, Last 3 Years)



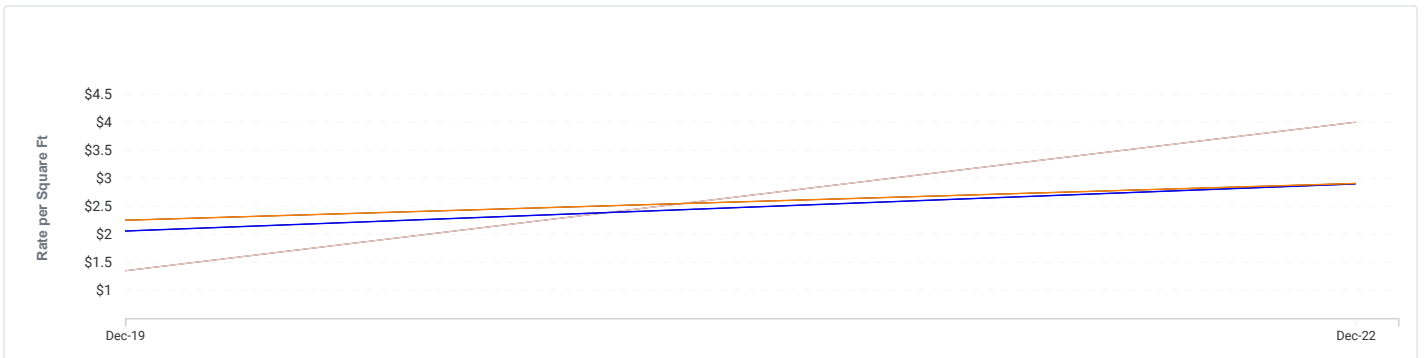
■ This Market ■ National Totals and Averages ■ Virginia State Total and Averages

5x5 CC (Last 3 Years)



■ This Market ■ National Totals and Averages ■ Virginia State Total and Averages

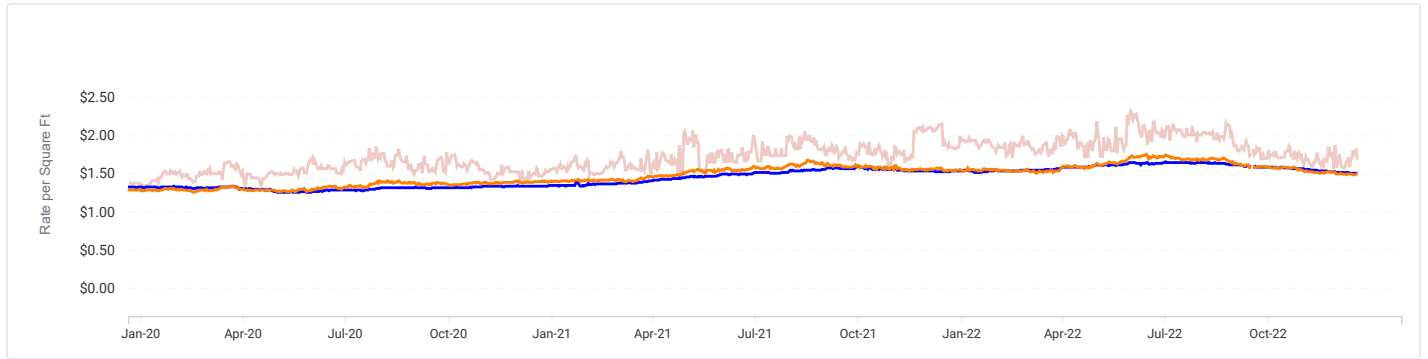
Trendline (5x5 CC, Last 3 Years)



■ This Market ■ National Totals and Averages ■ Virginia State Total and Averages

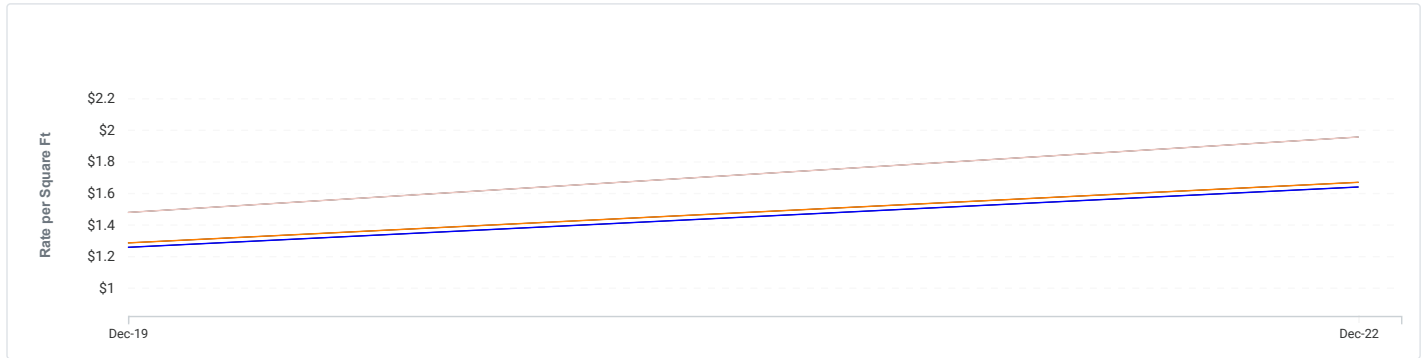
Rate per Square Foot History Graph Continued

5x10 Reg (Last 3 Years)



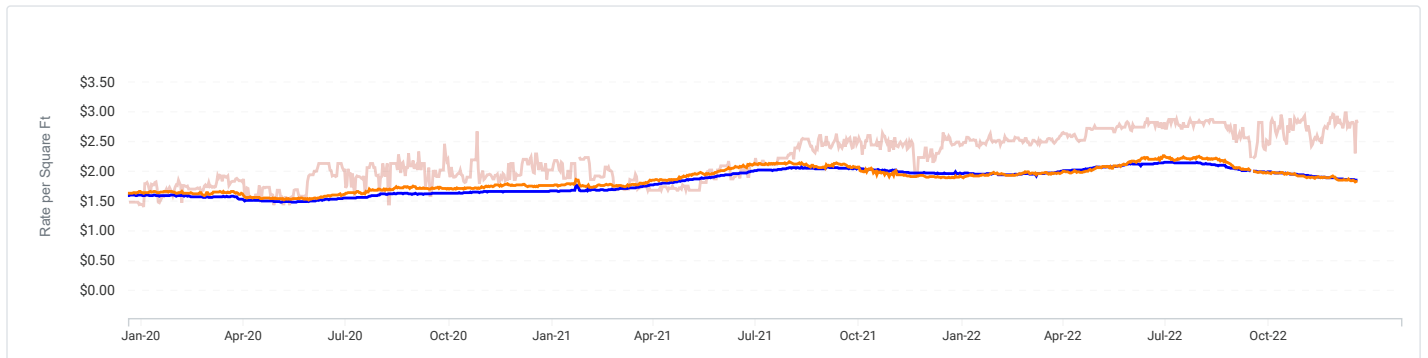
■ This Market ■ National Totals and Averages ■ Virginia State Total and Averages

Trendline (5x10 Reg, Last 3 Years)



■ This Market ■ National Totals and Averages ■ Virginia State Total and Averages

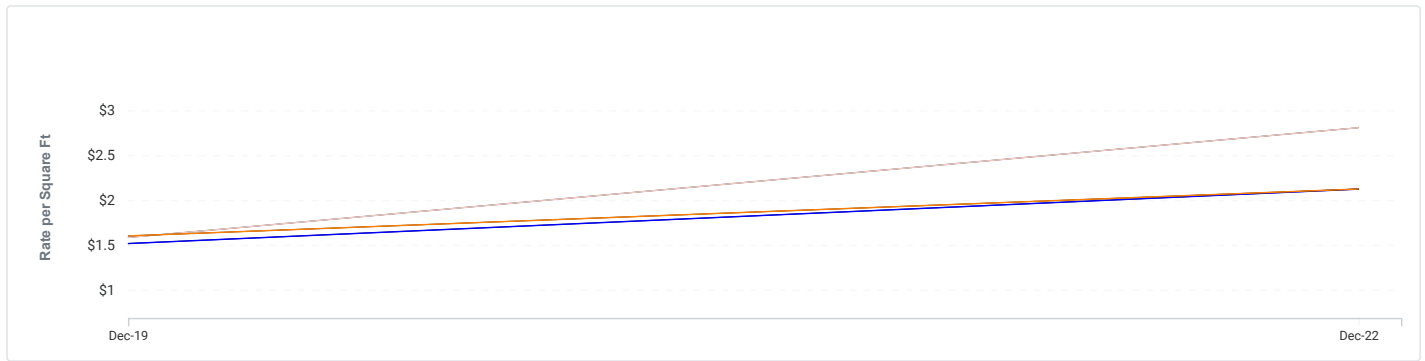
5x10 CC (Last 3 Years)



■ This Market ■ National Totals and Averages ■ Virginia State Total and Averages

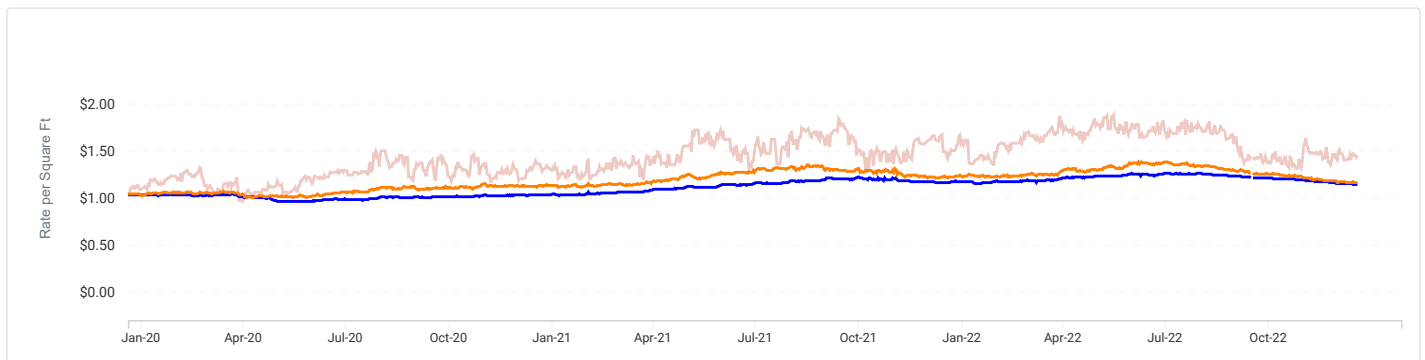
Rate per Square Foot History Graph Continued

Trendline (5x10 CC, Last 3 Years)



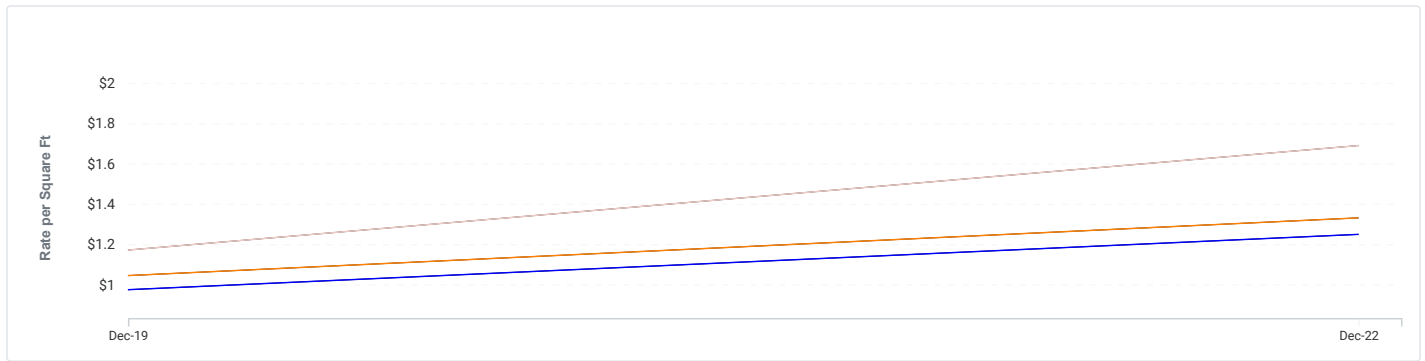
■ This Market ■ National Totals and Averages ■ Virginia State Total and Averages

10x10 Reg (Last 3 Years)



■ This Market ■ National Totals and Averages ■ Virginia State Total and Averages

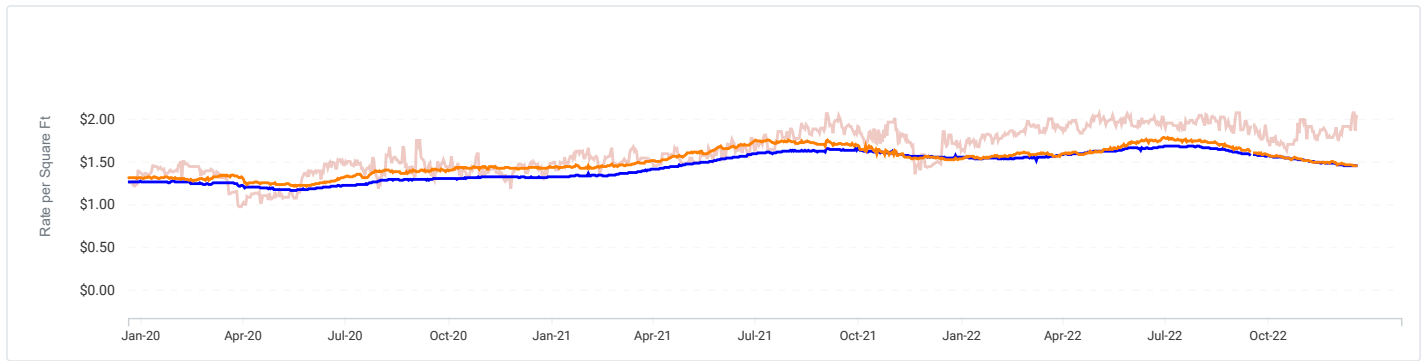
Trendline (10x10 Reg, Last 3 Years)



■ This Market ■ National Totals and Averages ■ Virginia State Total and Averages

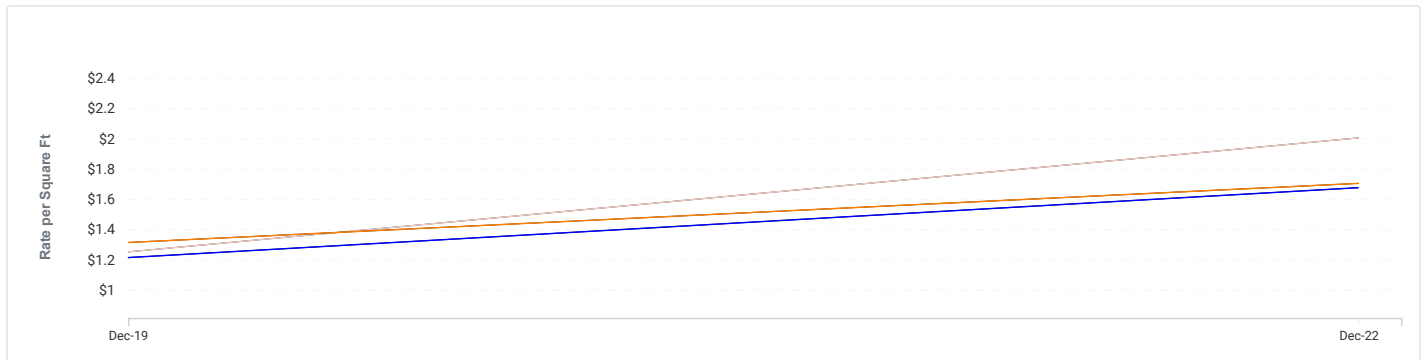
Rate per Square Foot History Graph Continued

10x10 CC (Last 3 Years)



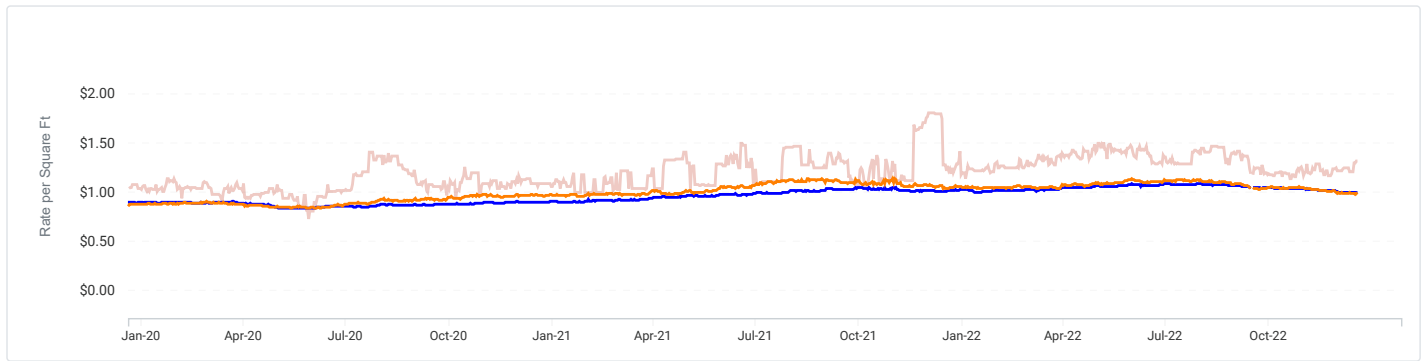
■ This Market ■ National Totals and Averages ■ Virginia State Total and Averages

Trendline (10x10 CC, Last 3 Years)



■ This Market ■ National Totals and Averages ■ Virginia State Total and Averages

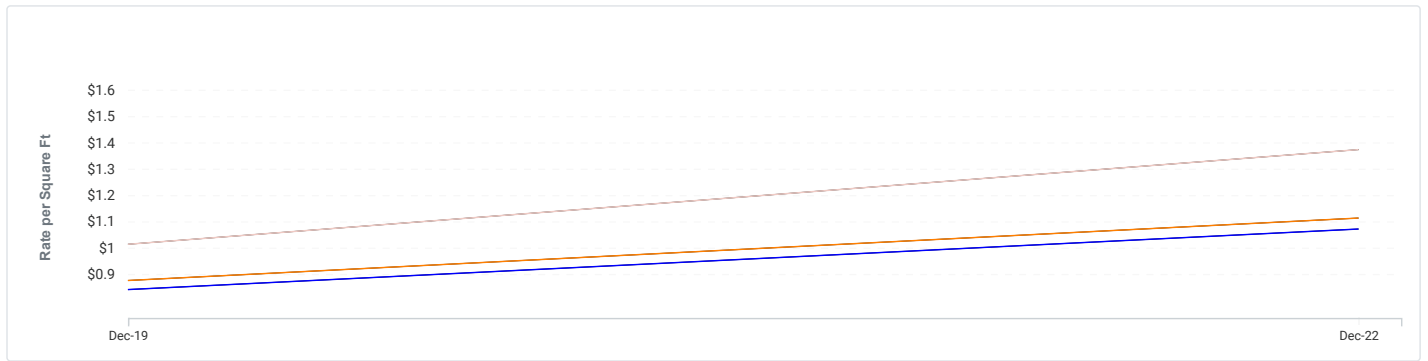
10x15 Reg (Last 3 Years)



■ This Market ■ National Totals and Averages ■ Virginia State Total and Averages

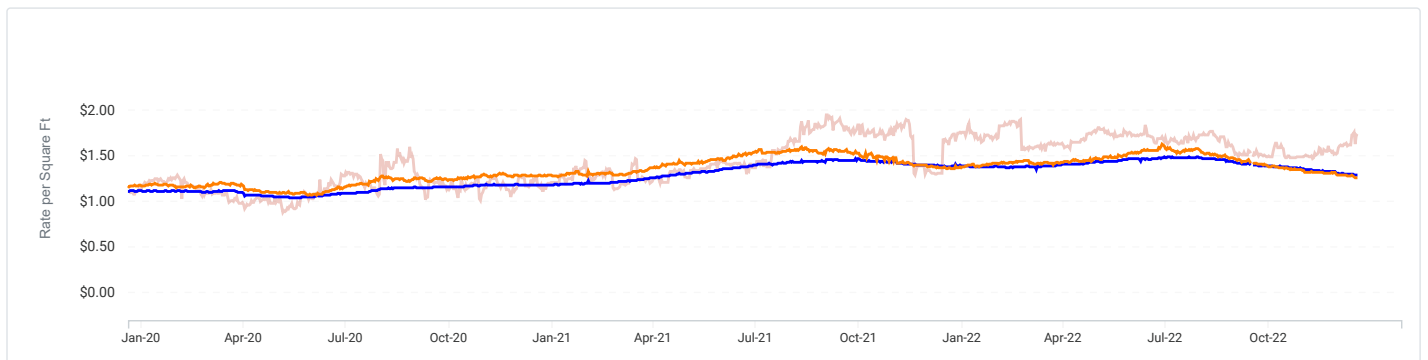
Rate per Square Foot History Graph Continued

Trendline (10x15 Reg, Last 3 Years)



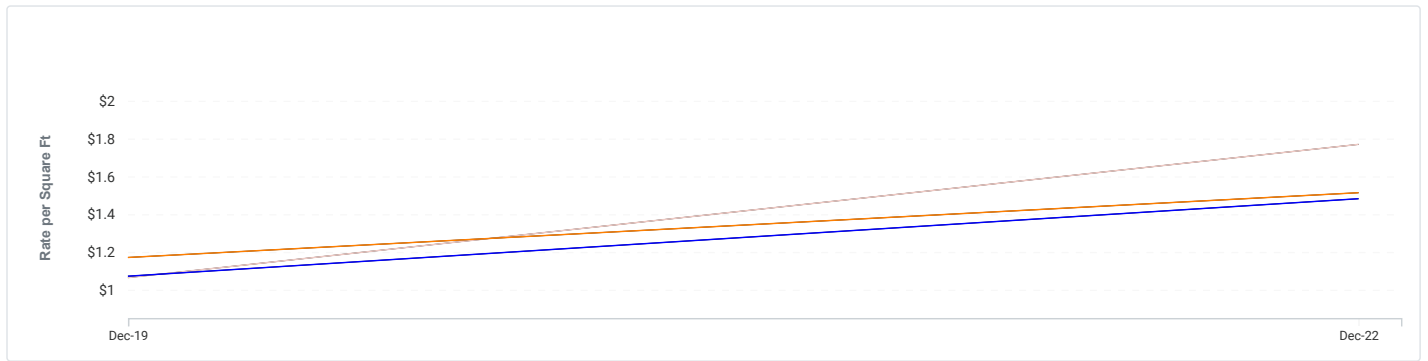
■ This Market ■ National Totals and Averages ■ Virginia State Total and Averages

10x15 CC (Last 3 Years)



■ This Market ■ National Totals and Averages ■ Virginia State Total and Averages

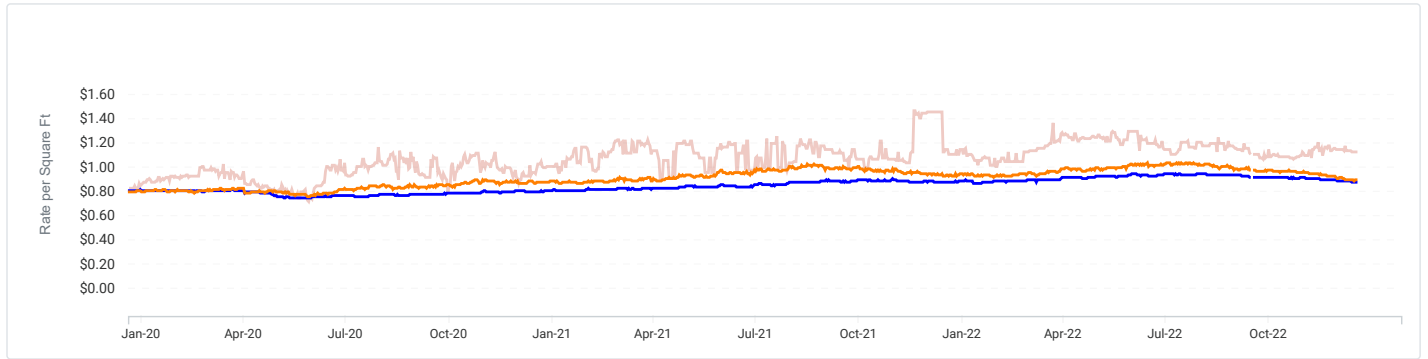
Trendline (10x15 CC, Last 3 Years)



■ This Market ■ National Totals and Averages ■ Virginia State Total and Averages

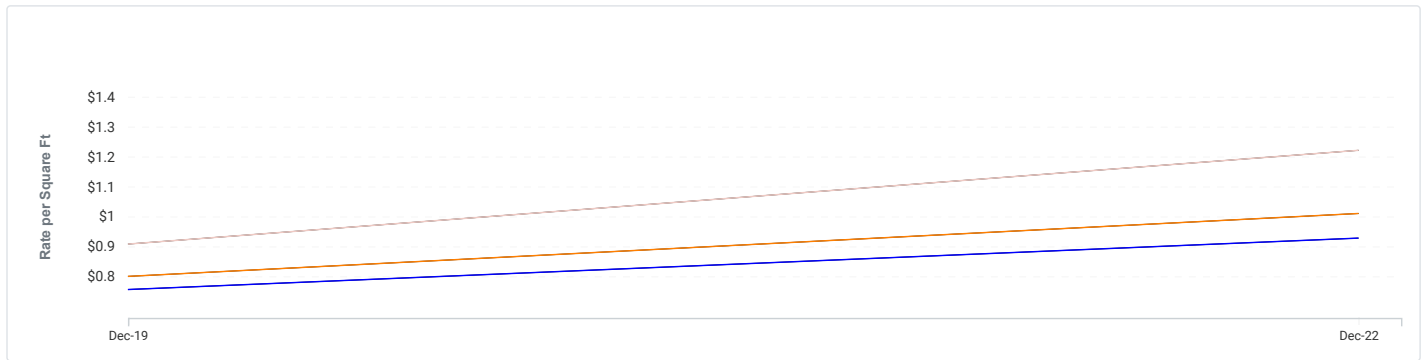
Rate per Square Foot History Graph Continued

10x20 Reg (Last 3 Years)



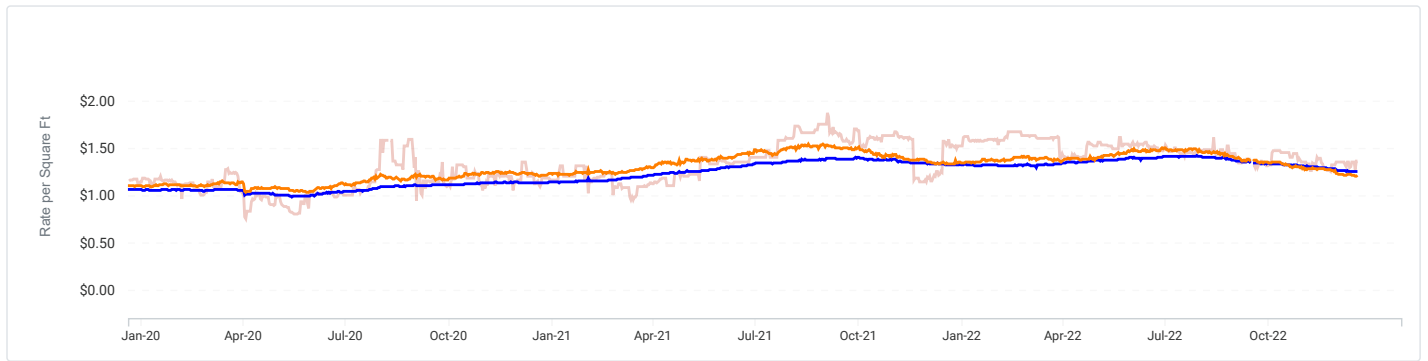
■ This Market ■ National Totals and Averages ■ Virginia State Total and Averages

Trendline (10x20 Reg, Last 3 Years)



■ This Market ■ National Totals and Averages ■ Virginia State Total and Averages

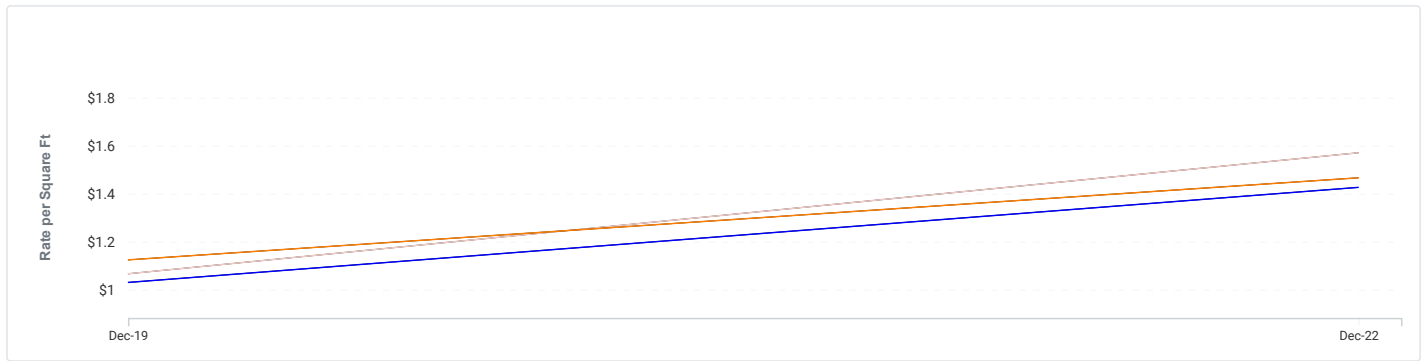
10x20 CC (Last 3 Years)



■ This Market ■ National Totals and Averages ■ Virginia State Total and Averages

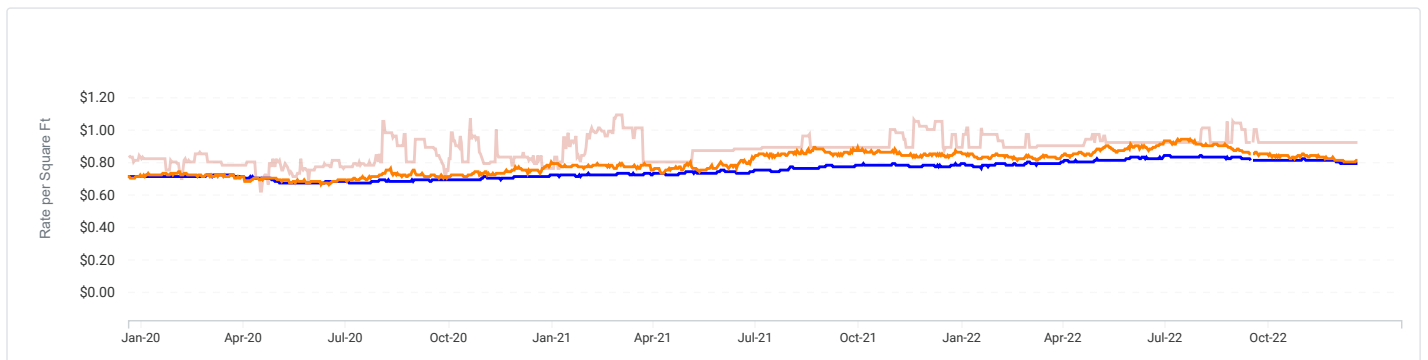
Rate per Square Foot History Graph Continued

Trendline (10x20 CC, Last 3 Years)



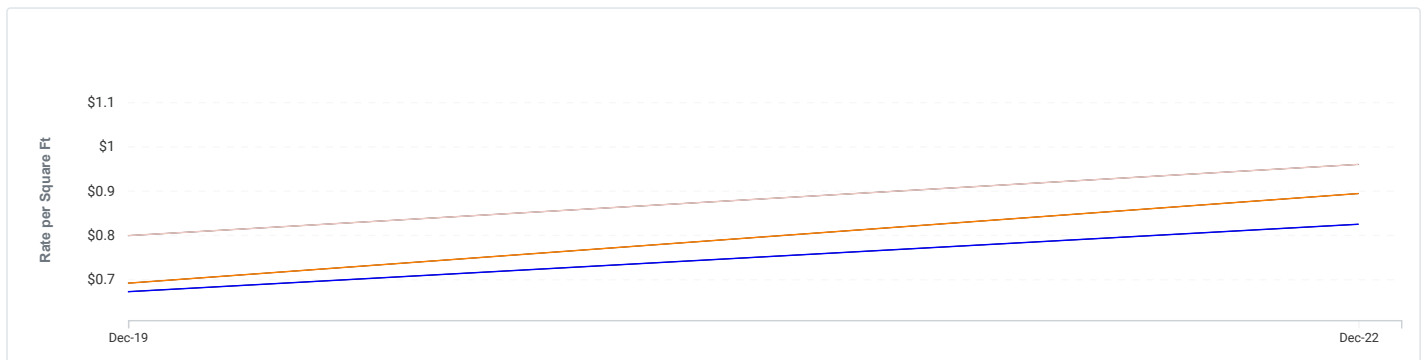
■ This Market ■ National Totals and Averages ■ Virginia State Total and Averages

10x30 Reg (Last 3 Years)



■ This Market ■ National Totals and Averages ■ Virginia State Total and Averages

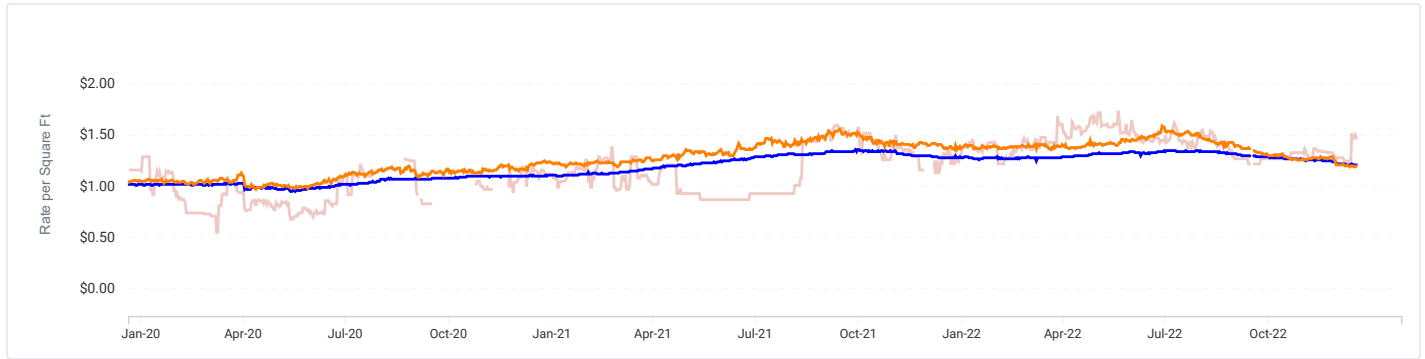
Trendline (10x30 Reg, Last 3 Years)



■ This Market ■ National Totals and Averages ■ Virginia State Total and Averages

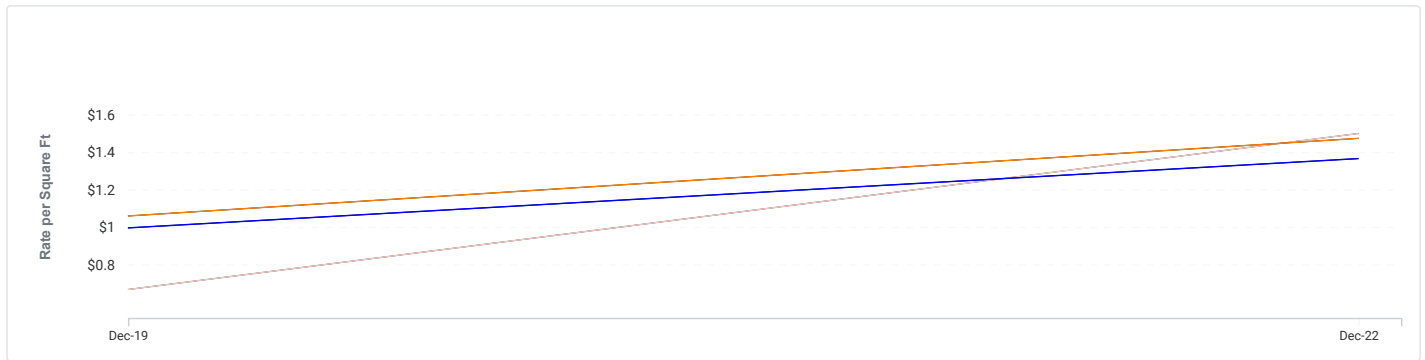
Rate per Square Foot History Graph Continued

10x30 CC (Last 3 Years)



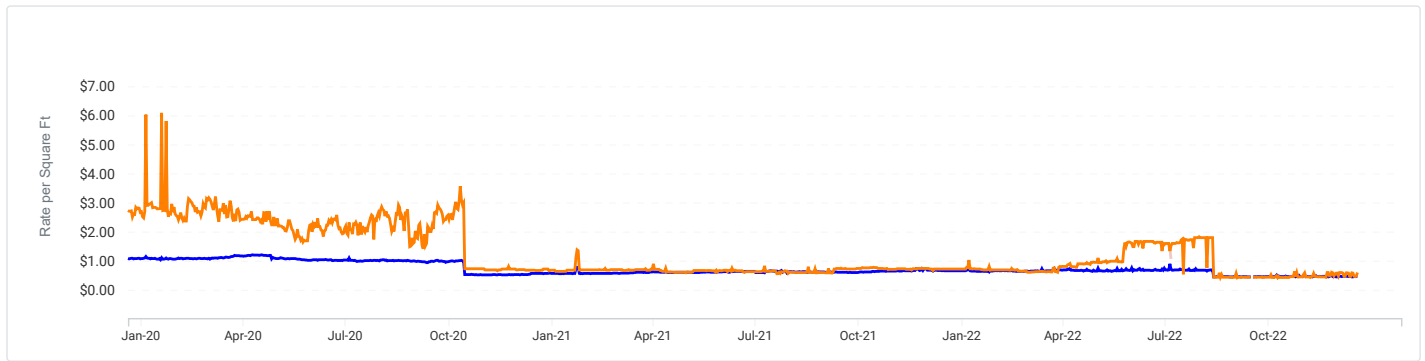
■ This Market ■ National Totals and Averages ■ Virginia State Total and Averages

Trendline (10x30 CC, Last 3 Years)



■ This Market ■ National Totals and Averages ■ Virginia State Total and Averages


Car Parking (Last 3 Years)



■ This Market ■ National Totals and Averages ■ Virginia State Total and Averages

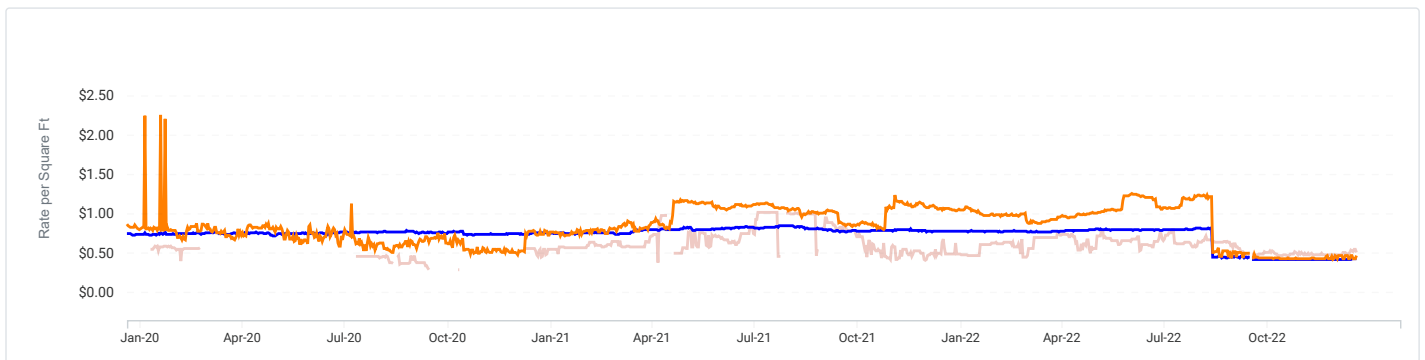
Rate per Square Foot History Graph Continued

Trendline (Car Parking, Last 3 Years)




■ This Market ■ National Totals and Averages ■ Virginia State Total and Averages

RV Parking (Last 3 Years)



■ This Market ■ National Totals and Averages ■ Virginia State Total and Averages

Trendline (RV Parking, Last 3 Years)



■ This Market ■ National Totals and Averages ■ Virginia State Total and Averages

Average Unit Type Rates

Comparison of each of the most common unit types and the average Advertised Online rate for each.

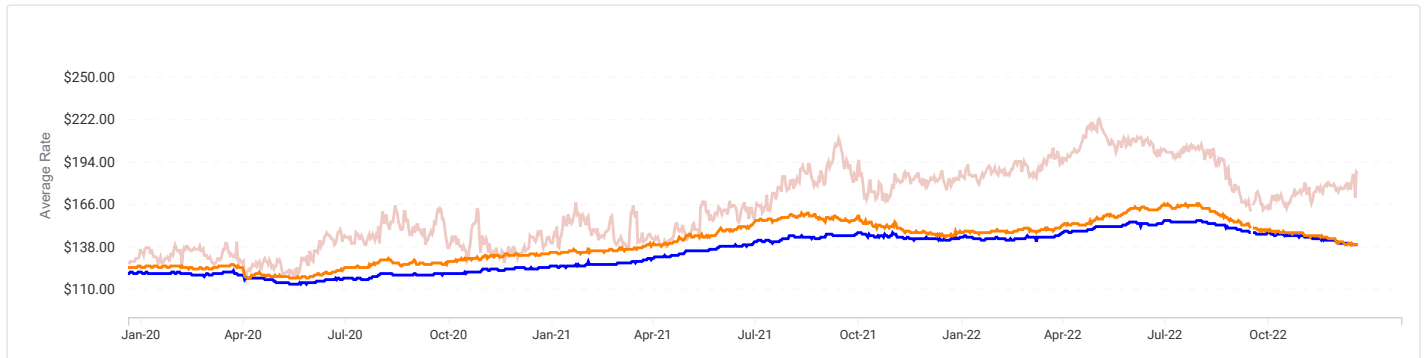
| ALL UNITS WITHOUT PARKING | ALL UNITS WITH PARKING | ALL PARKING | ALL REG | ALL CC | 5X5 REG | 5X5 CC | 5X10 REG | 5X10 CC | 10X10 REG | 10X10 CC | 10X15 REG | 10X15 CC | 10X20 REG | 10X20 CC | 10X30 REG | 10X30 CC | CAR PARKING | RV PARKING |
|---------------------------|------------------------|-------------|----------|----------|---------|----------|----------|----------|-----------|----------|-----------|----------|-----------|----------|-----------|----------|-------------|------------|
| \$184.78 | \$179.91 | \$86.40 | \$144.60 | \$218.90 | \$70.80 | \$100.17 | \$87.92 | \$142.80 | \$149.00 | \$193.22 | \$196.00 | \$257.50 | \$224.56 | \$271.29 | \$277.00 | \$437.50 | N/A | \$86.40 |
| \$139.64 | \$139.90 | \$142.77 | \$131.72 | \$152.90 | \$56.93 | \$61.94 | \$75.07 | \$92.17 | \$114.48 | \$144.67 | \$148.48 | \$192.38 | \$174.84 | \$249.48 | \$236.22 | \$361.07 | \$135.12 | \$144.02 |
| \$139.67 | \$138.91 | \$125.52 | \$128.67 | \$152.26 | \$52.85 | \$62.84 | \$74.49 | \$90.87 | \$116.24 | \$144.90 | \$146.00 | \$187.52 | \$177.75 | \$241.23 | \$242.54 | \$358.37 | \$123.49 | \$126.17 |

■ This Market ■ National Totals and Averages ■ Virginia State Total and Averages

Average Rates History

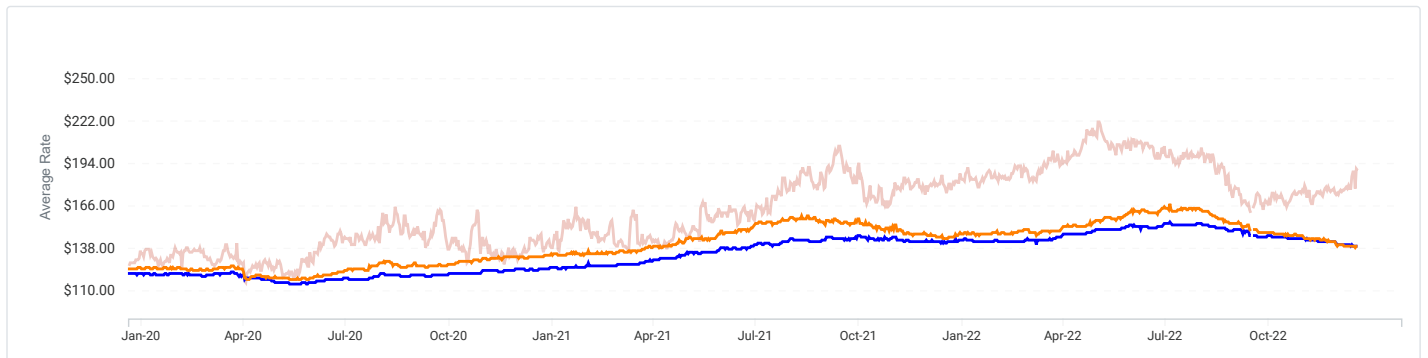
Historical graphs showing the average rate over the past 36 months for each of the most common unit types.

All Units Without Parking (Last 3 Years)



■ This Market ■ National Totals and Averages ■ Virginia State Total and Averages

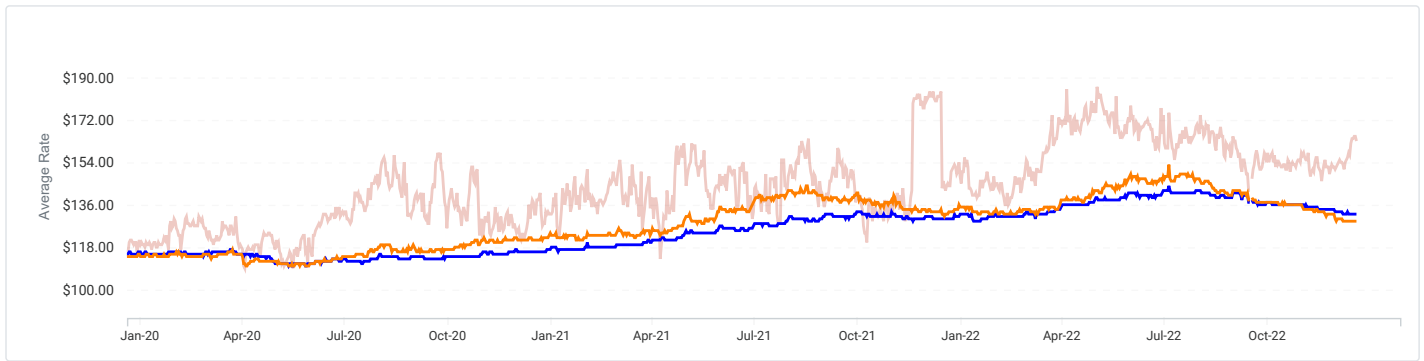
All Units With Parking (Last 3 Years)



■ This Market ■ National Totals and Averages ■ Virginia State Total and Averages

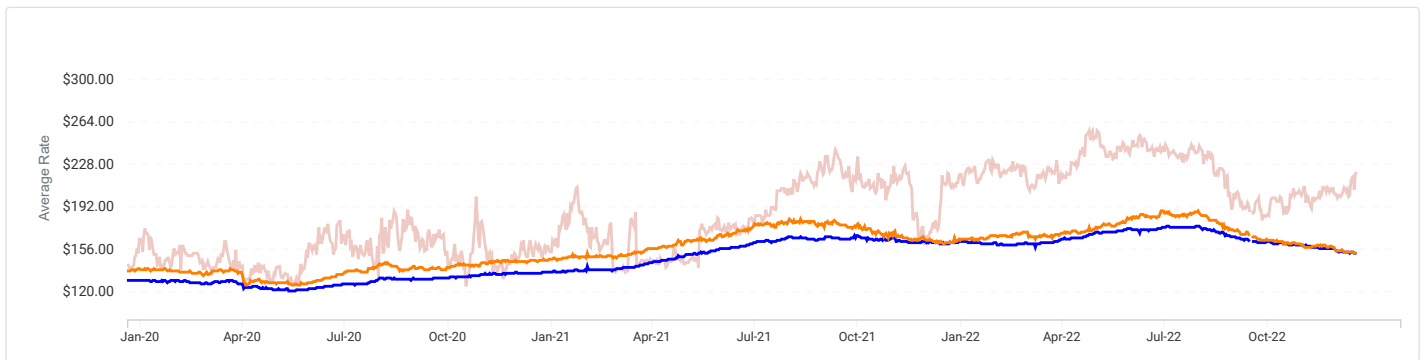
Average Rates History Continued

All Reg (Last 3 Years)



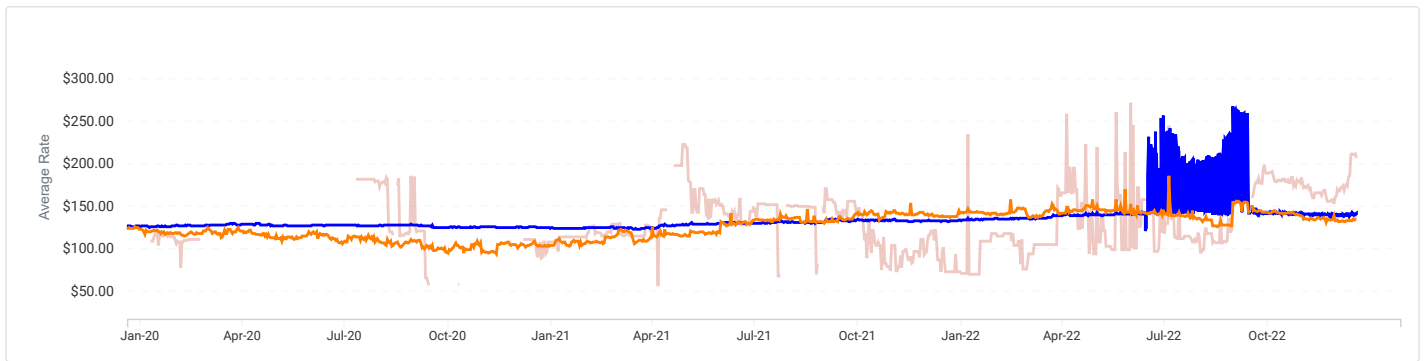
■ This Market ■ National Totals and Averages ■ Virginia State Total and Averages

All CC (Last 3 Years)



■ This Market ■ National Totals and Averages ■ Virginia State Total and Averages

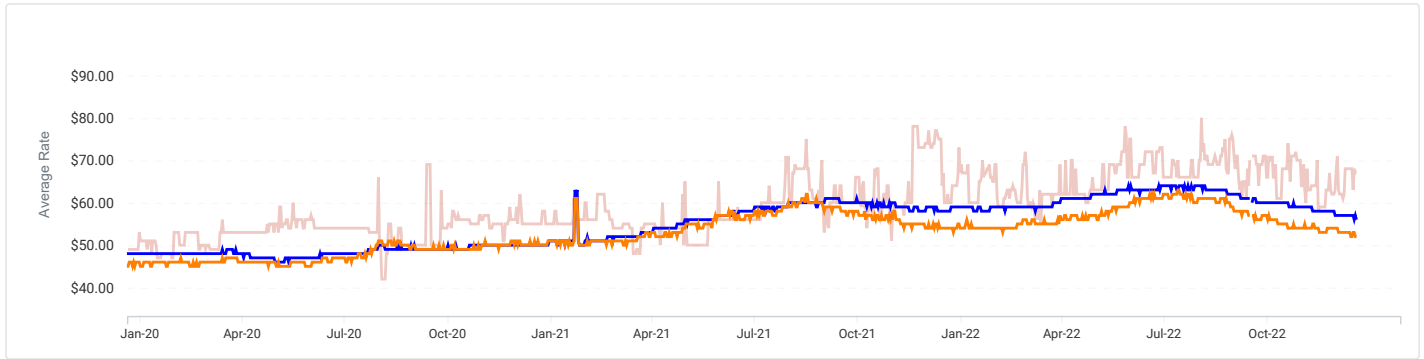
All Parking (Last 3 Years)



■ This Market ■ National Totals and Averages ■ Virginia State Total and Averages

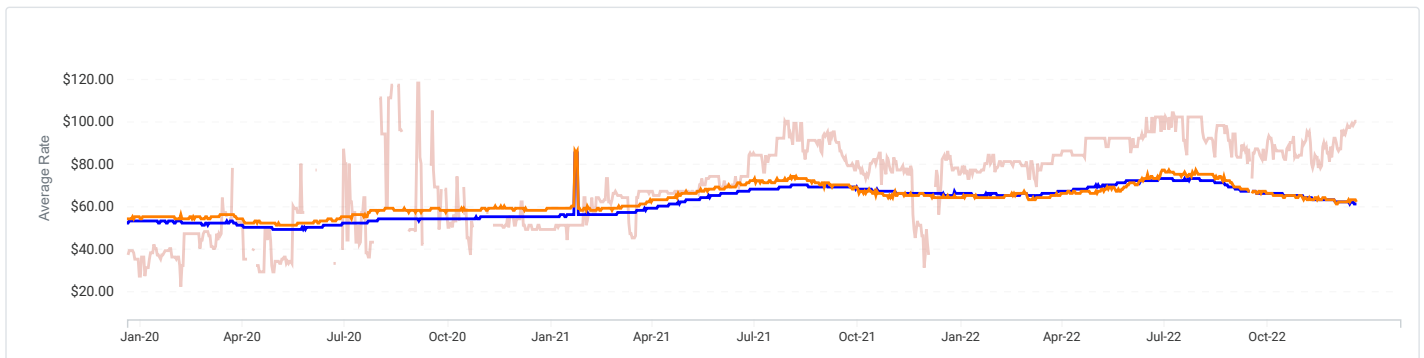
Average Rates History Continued

5x5 Reg (Last 3 Years)



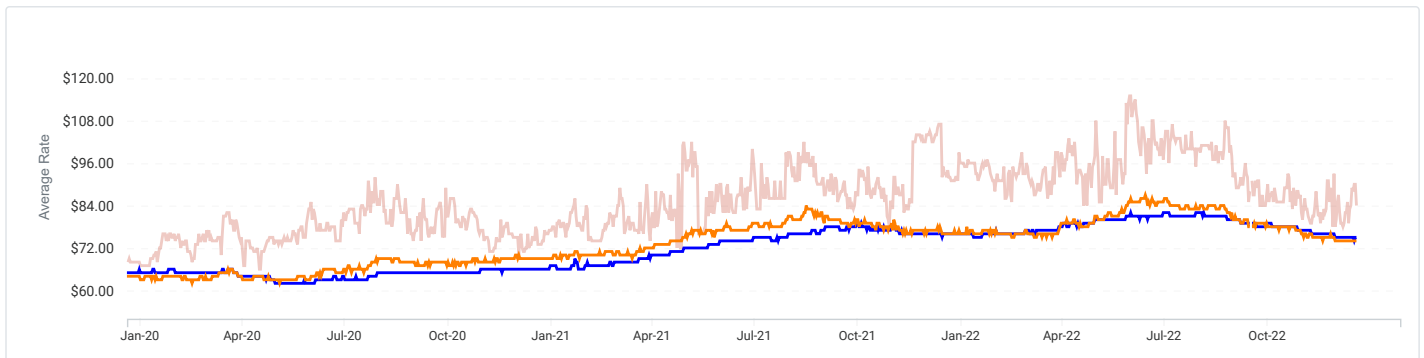
■ This Market ■ National Totals and Averages ■ Virginia State Total and Averages

5x5 CC (Last 3 Years)



■ This Market ■ National Totals and Averages ■ Virginia State Total and Averages

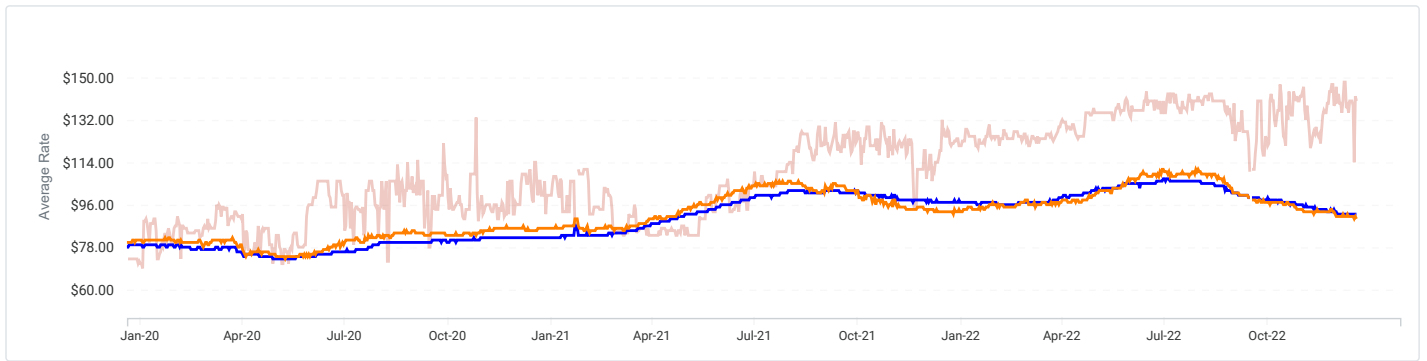
5x10 Reg (Last 3 Years)



■ This Market ■ National Totals and Averages ■ Virginia State Total and Averages

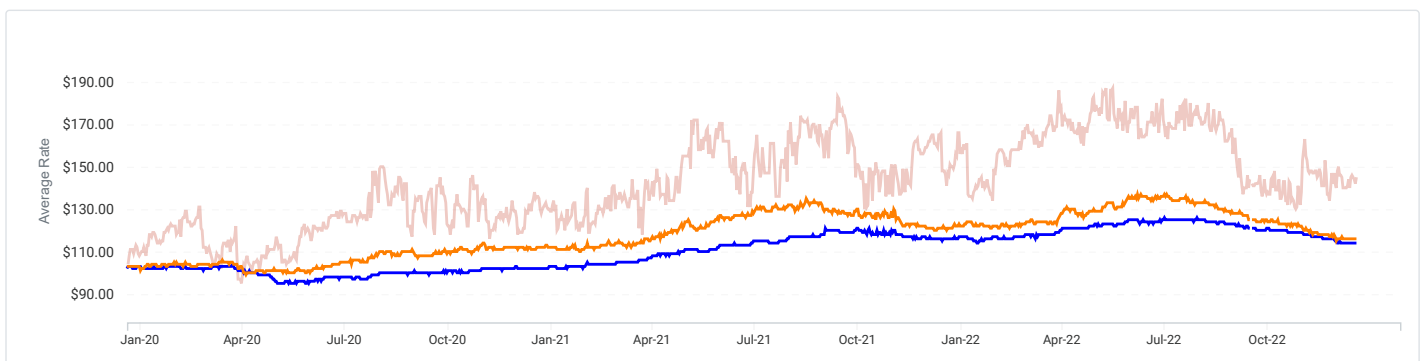
Average Rates History Continued

5x10 CC (Last 3 Years)



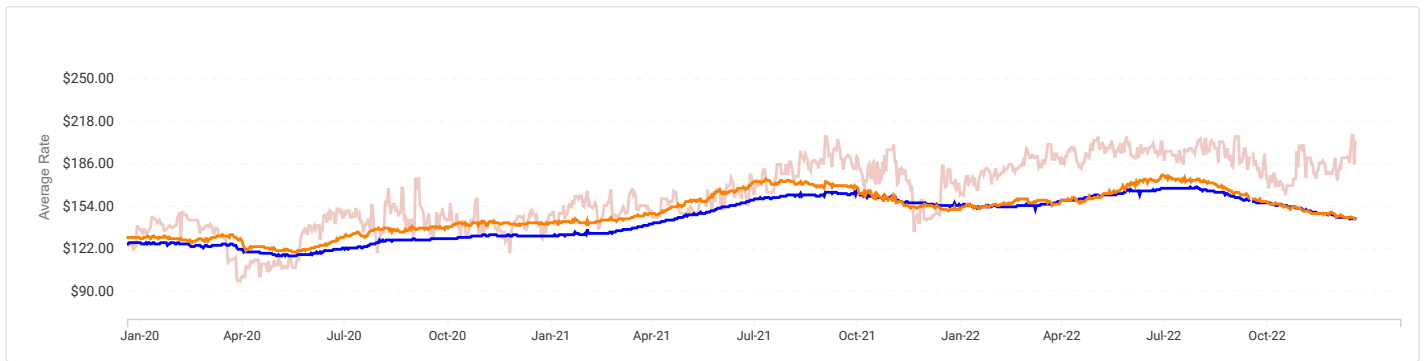
■ This Market ■ National Totals and Averages ■ Virginia State Total and Averages

10x10 Reg (Last 3 Years)



■ This Market ■ National Totals and Averages ■ Virginia State Total and Averages

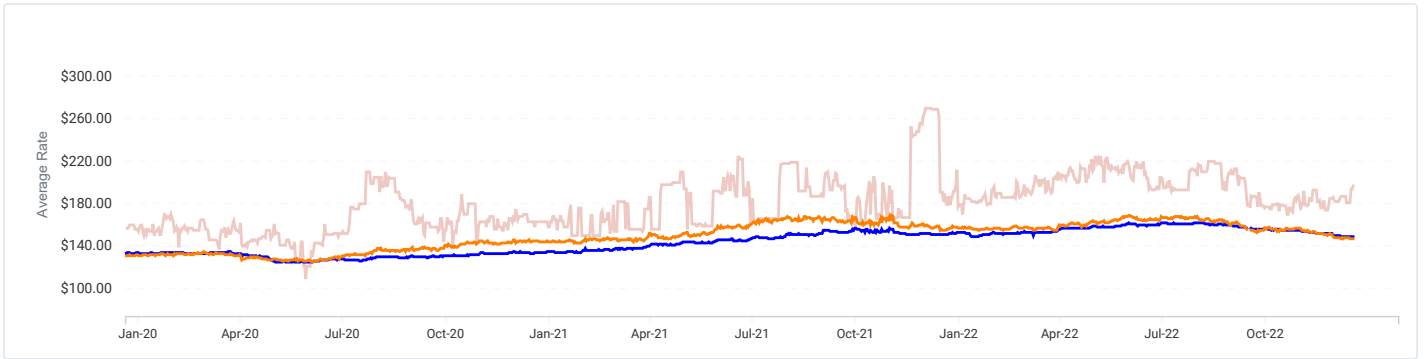
10x10 CC (Last 3 Years)



■ This Market ■ National Totals and Averages ■ Virginia State Total and Averages

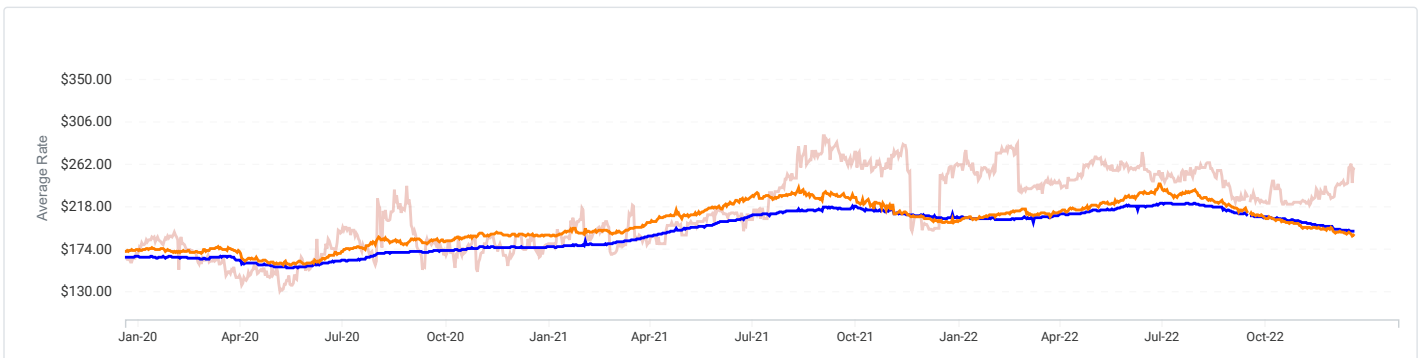
Average Rates History Continued

10x15 Reg (Last 3 Years)



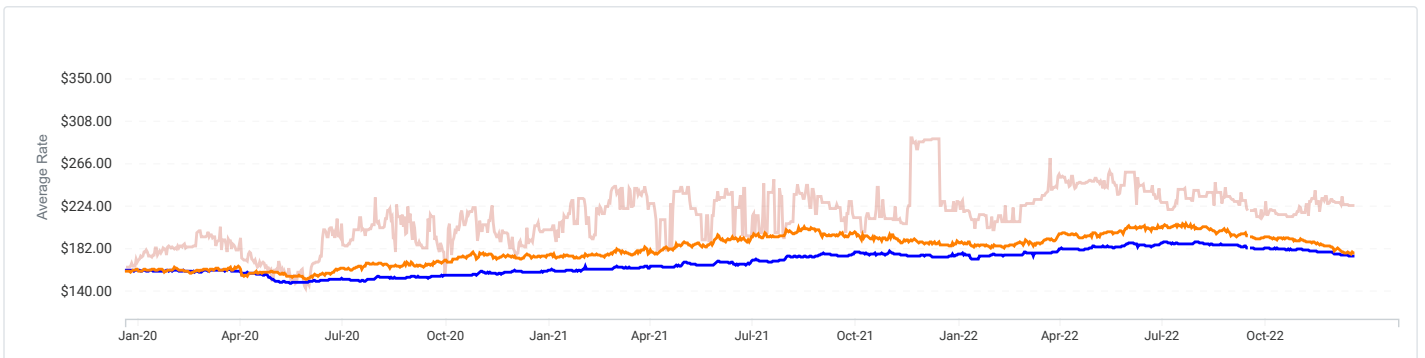
■ This Market ■ National Totals and Averages ■ Virginia State Total and Averages

10x15 CC (Last 3 Years)



■ This Market ■ National Totals and Averages ■ Virginia State Total and Averages

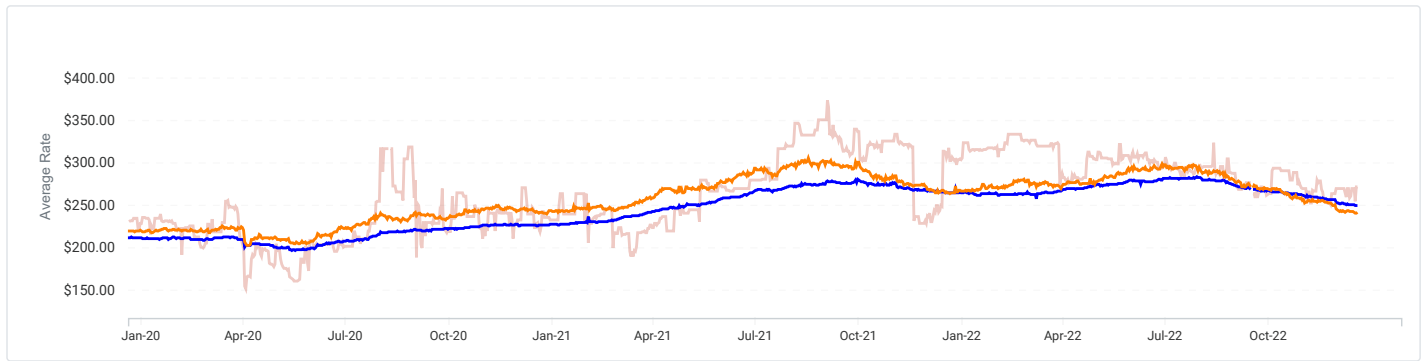
10x20 Reg (Last 3 Years)



■ This Market ■ National Totals and Averages ■ Virginia State Total and Averages

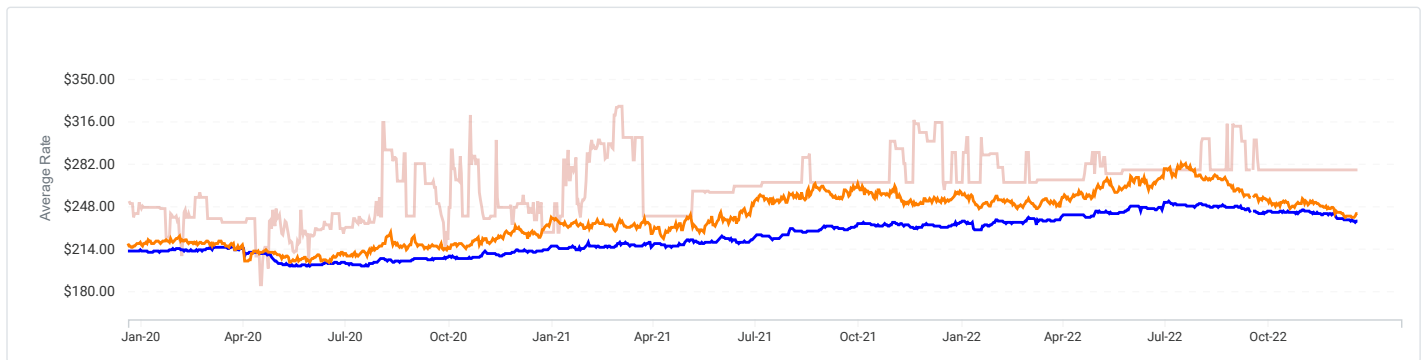
Average Rates History Continued

10x20 CC (Last 3 Years)



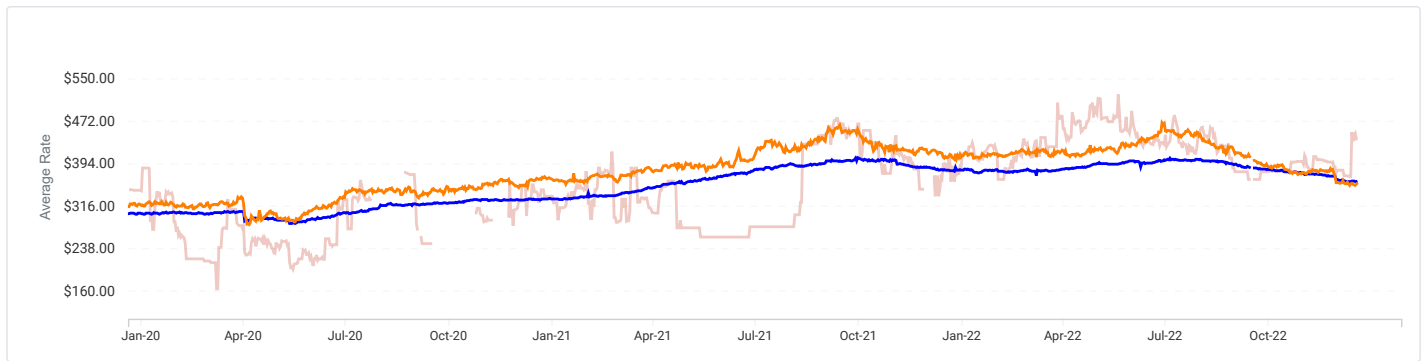
■ This Market ■ National Totals and Averages ■ Virginia State Total and Averages

10x30 Reg (Last 3 Years)



■ This Market ■ National Totals and Averages ■ Virginia State Total and Averages

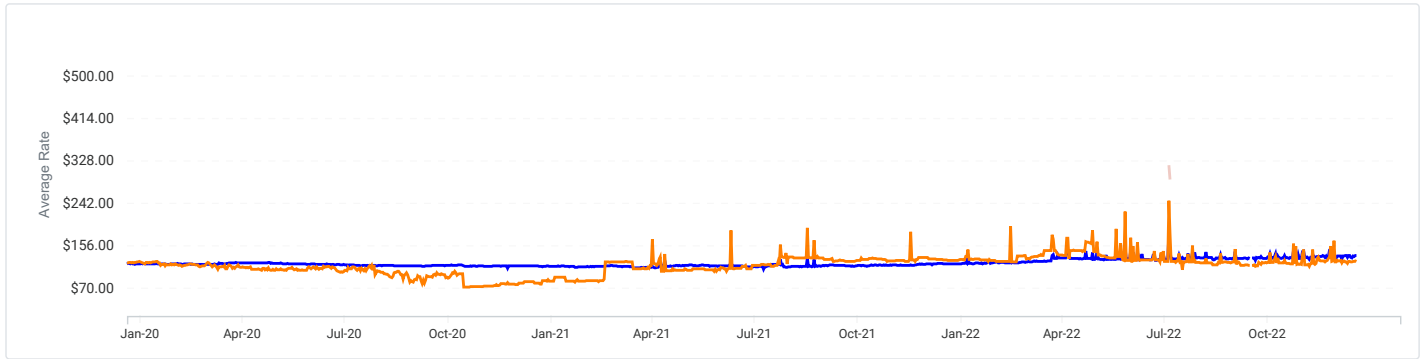
10x30 CC (Last 3 Years)



■ This Market ■ National Totals and Averages ■ Virginia State Total and Averages

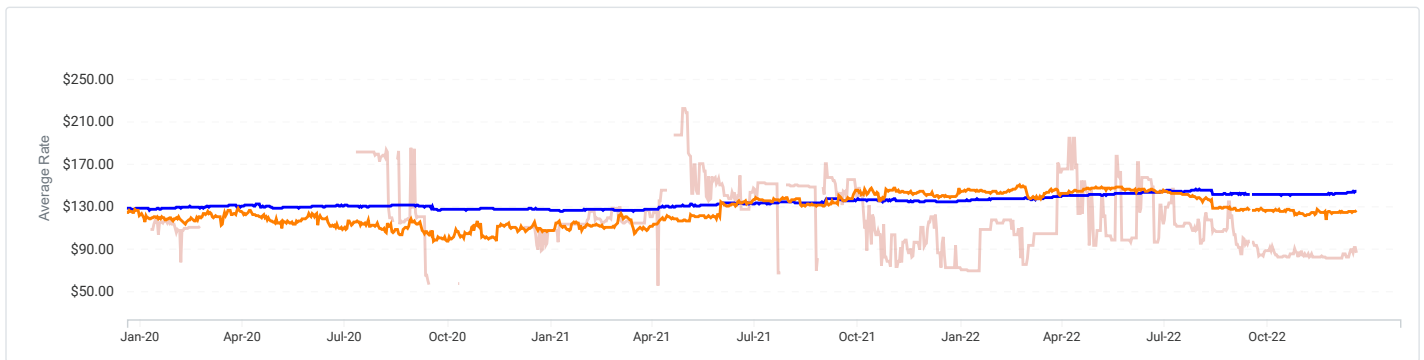
Average Rates History Continued

Car Parking (Last 3 Years)



■ This Market ■ National Totals and Averages ■ Virginia State Total and Averages

RV Parking (Last 3 Years)

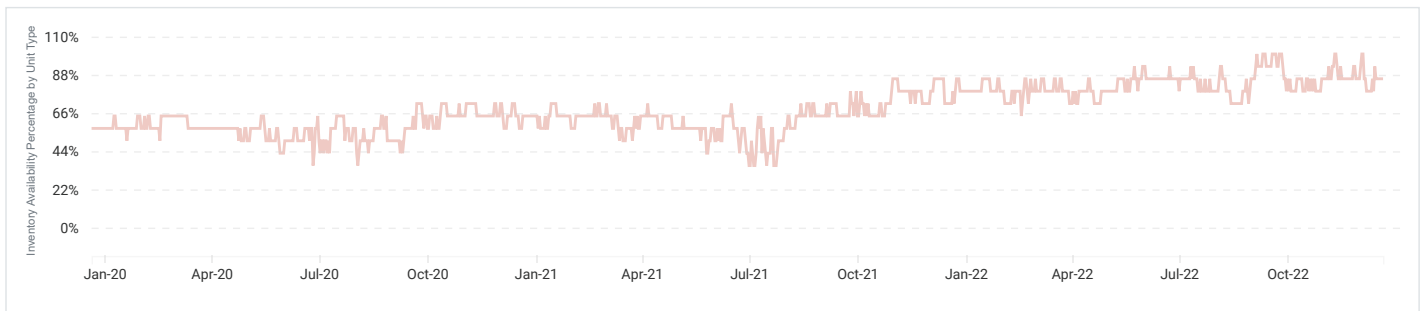


■ This Market ■ National Totals and Averages ■ Virginia State Total and Averages

Inventory Availability by Unit Type History

Graphs showing the number of Stores in this market which have offered each of the most common unit types over the past 12 months.

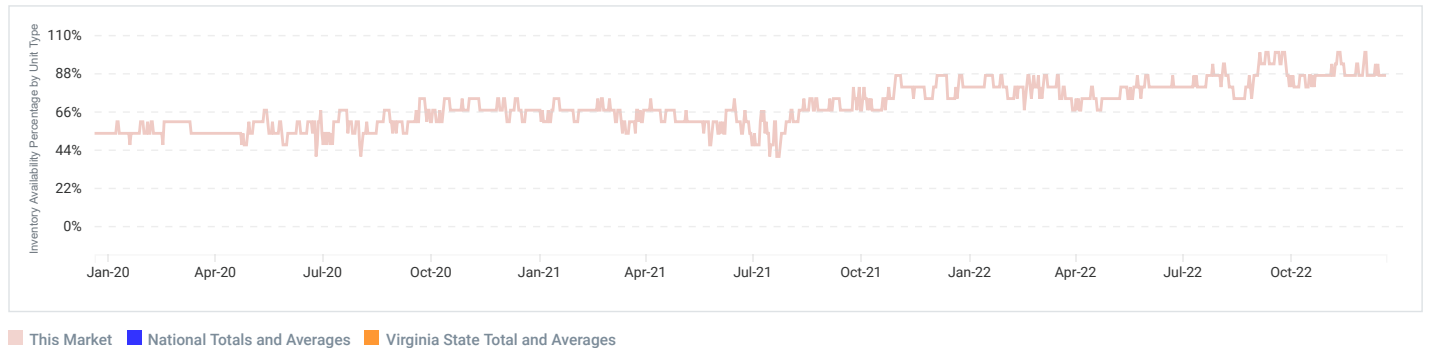
All Units Without Parking (Last 3 Years)



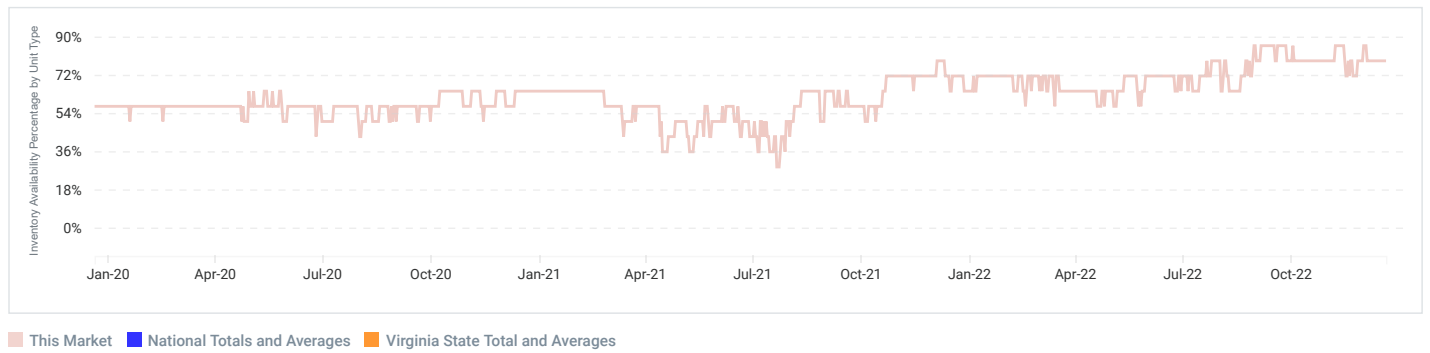
■ This Market ■ National Totals and Averages ■ Virginia State Total and Averages

Inventory Availability by Unit Type History Continued

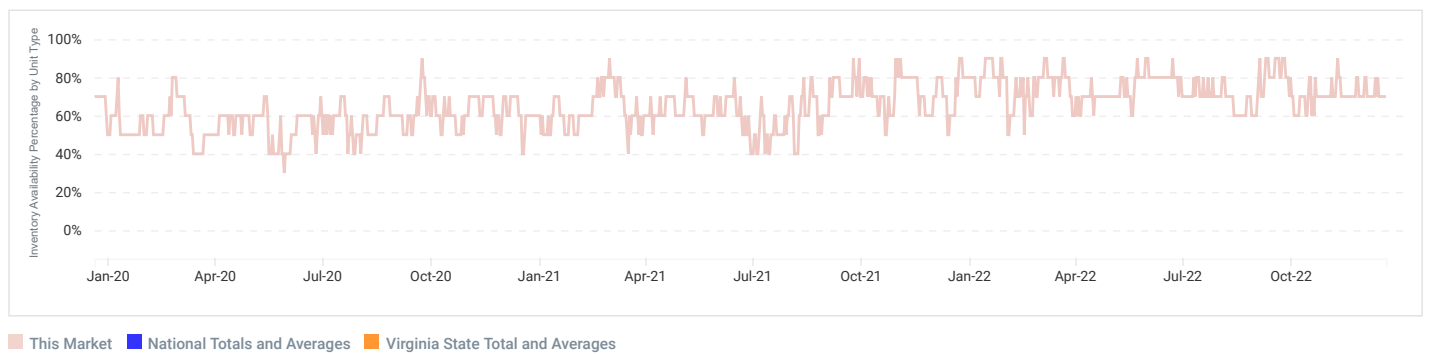
All Units With Parking (Last 3 Years)



All Reg (Last 3 Years)

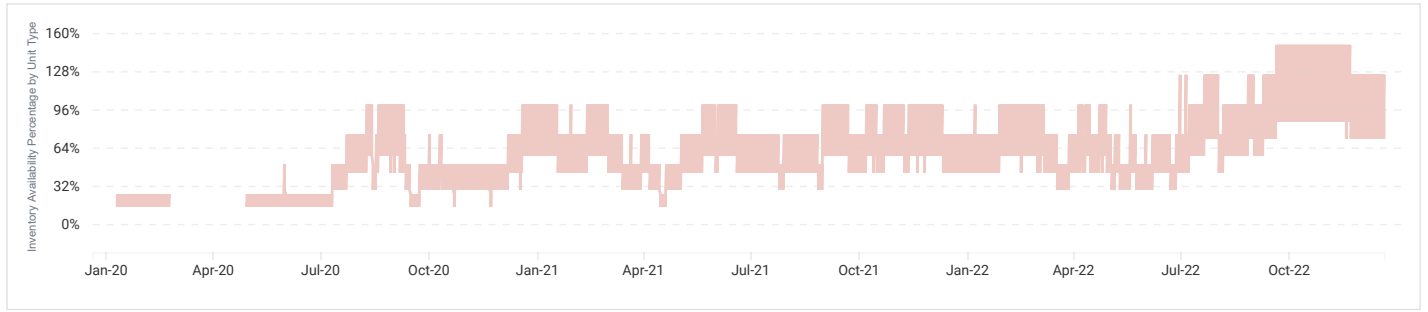


All CC (Last 3 Years)



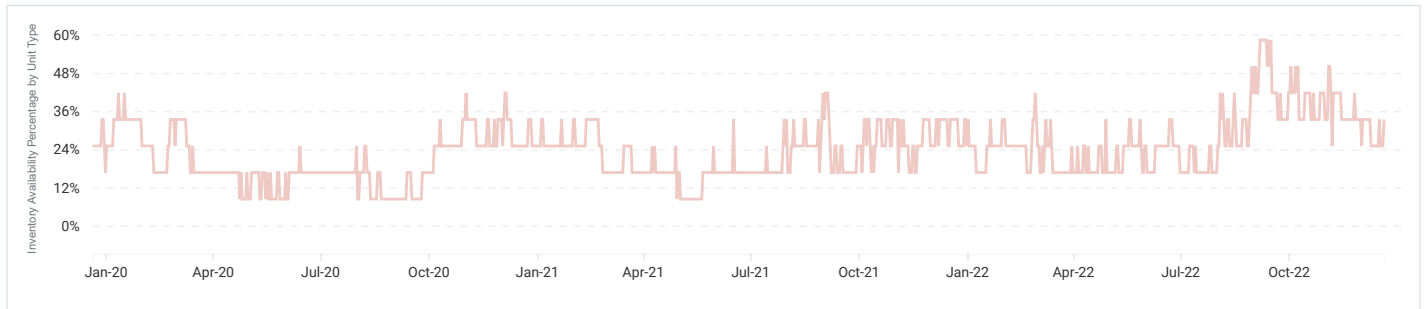
Inventory Availability by Unit Type History Continued

All Parking (Last 3 Years)



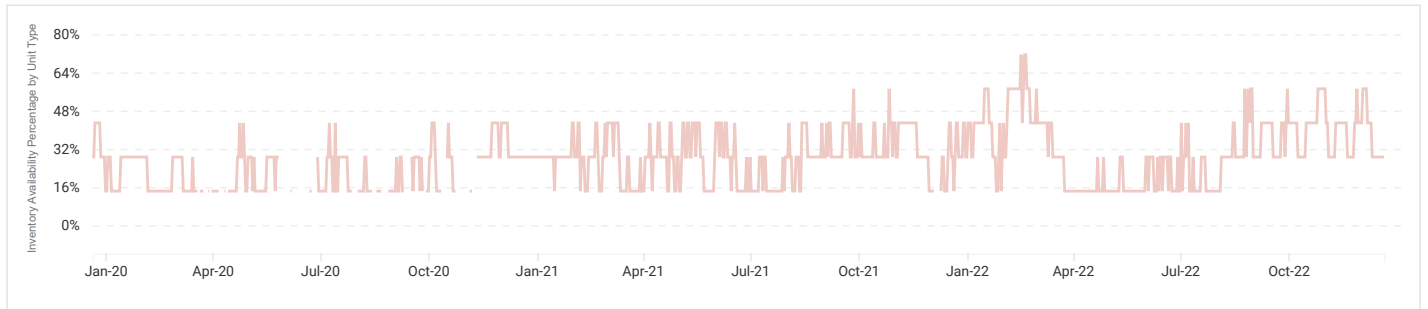
■ This Market ■ National Totals and Averages ■ Virginia State Total and Averages

5x5 Reg (Last 3 Years)



■ This Market ■ National Totals and Averages ■ Virginia State Total and Averages

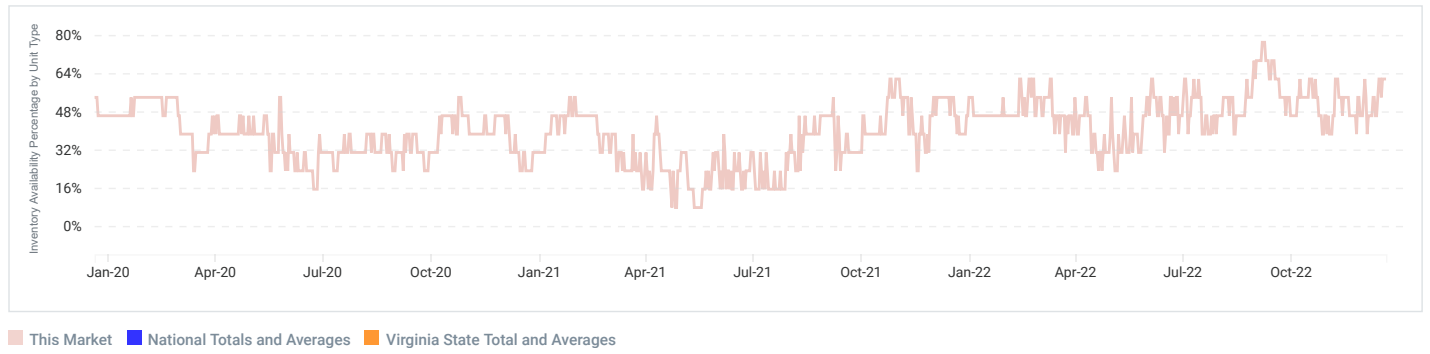
5x5 CC (Last 3 Years)



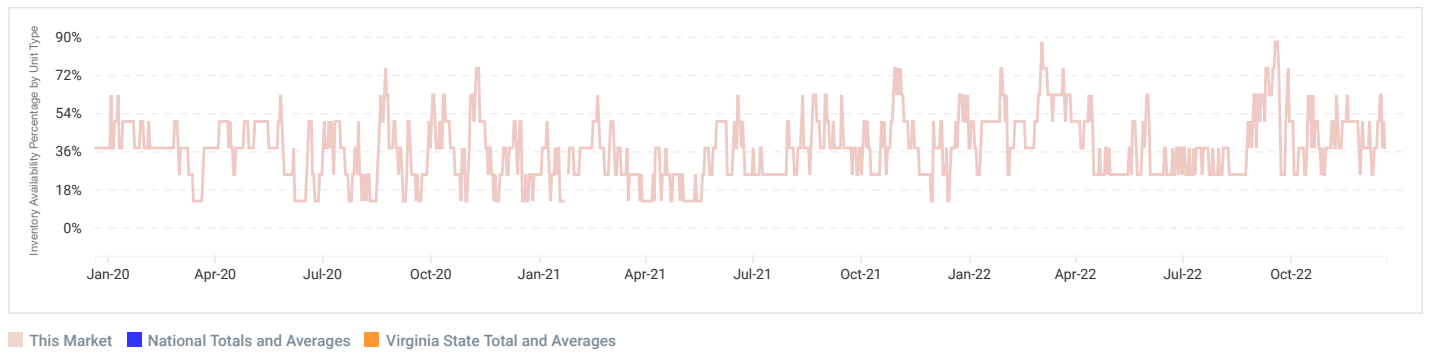
■ This Market ■ National Totals and Averages ■ Virginia State Total and Averages

Inventory Availability by Unit Type History Continued

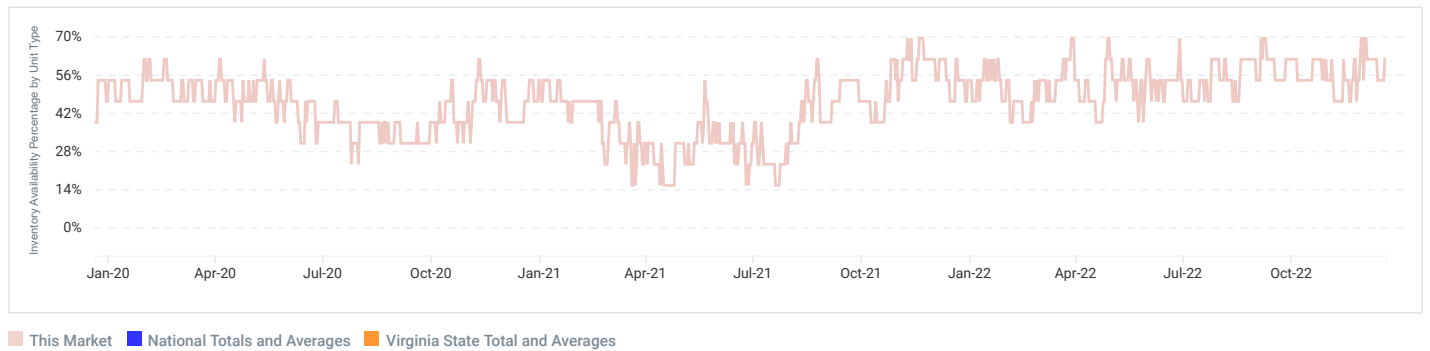
5x10 Reg (Last 3 Years)



5x10 CC (Last 3 Years)

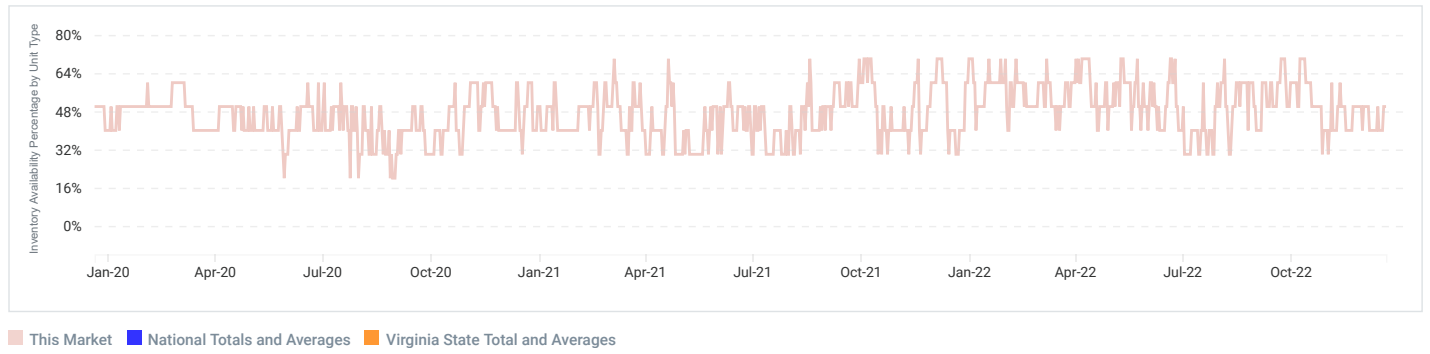


10x10 Reg (Last 3 Years)

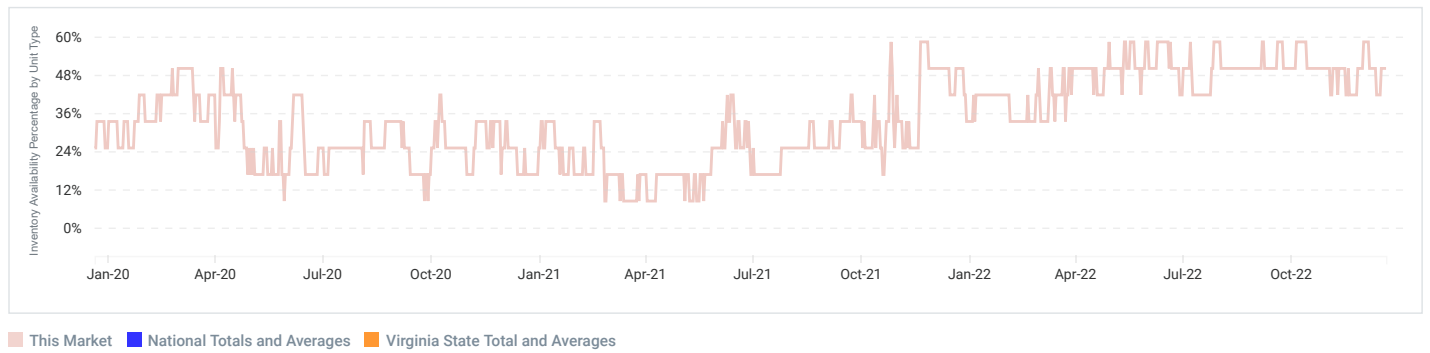


Inventory Availability by Unit Type History Continued

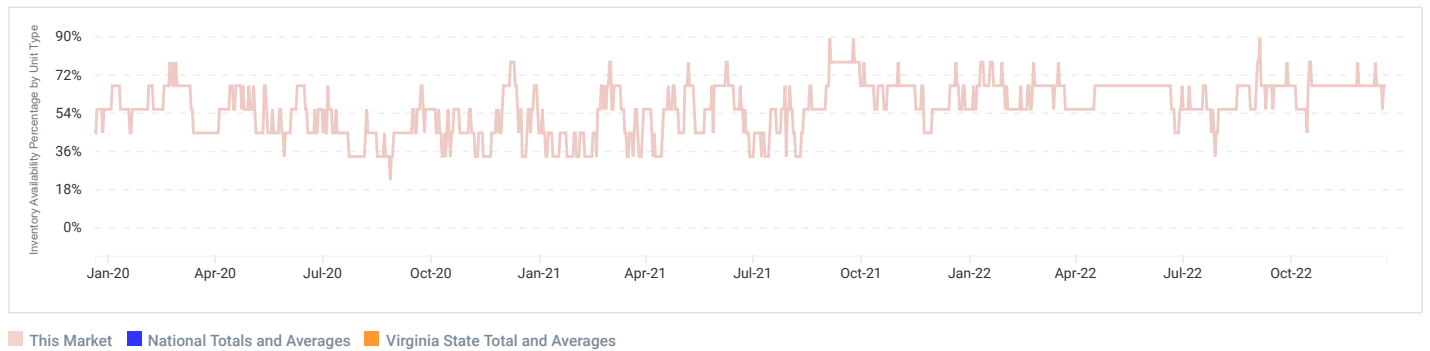
10x10 CC (Last 3 Years)



10x15 Reg (Last 3 Years)

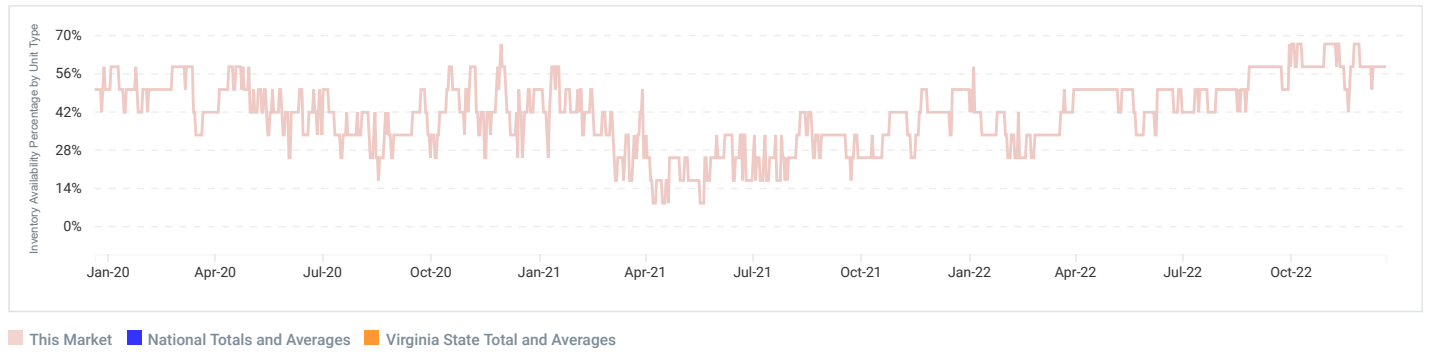


10x15 CC (Last 3 Years)

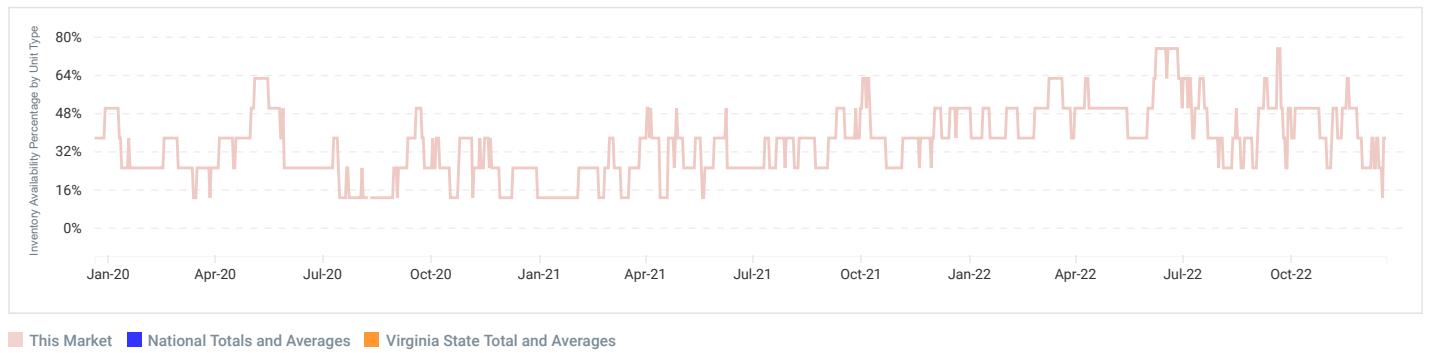


Inventory Availability by Unit Type History Continued

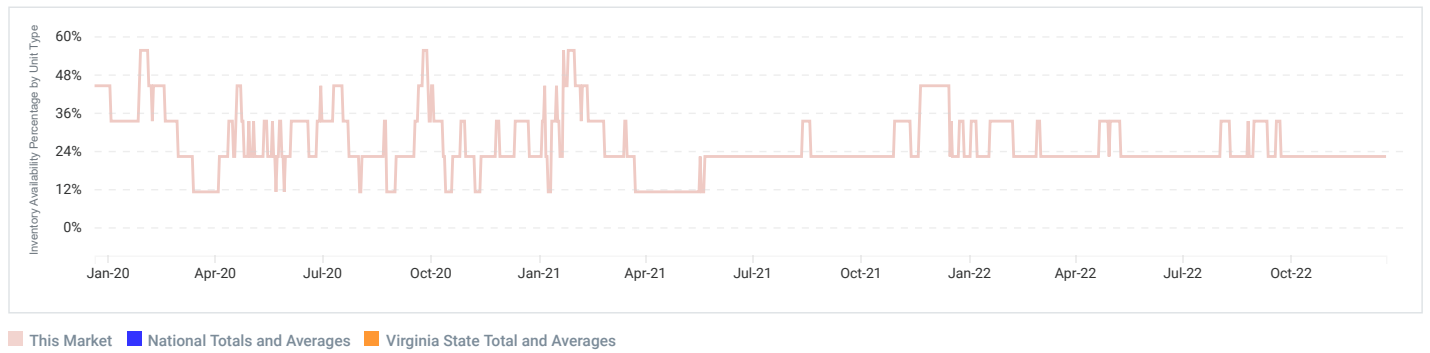
10x20 Reg (Last 3 Years)



10x20 CC (Last 3 Years)

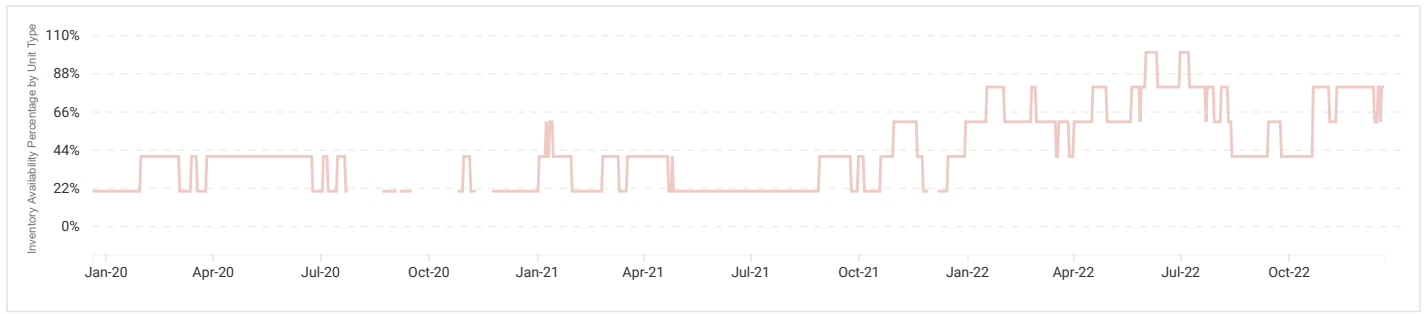


10x30 Reg (Last 3 Years)



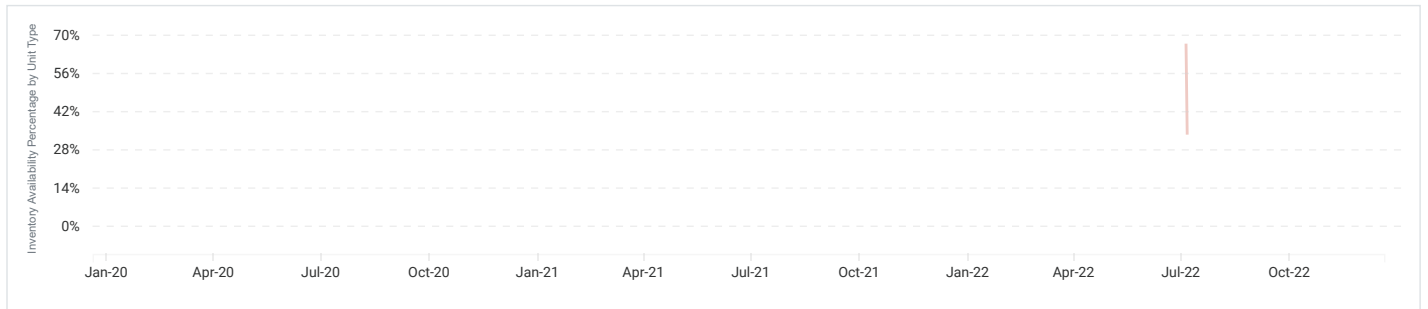
Inventory Availability by Unit Type History Continued

10x30 CC (Last 3 Years)



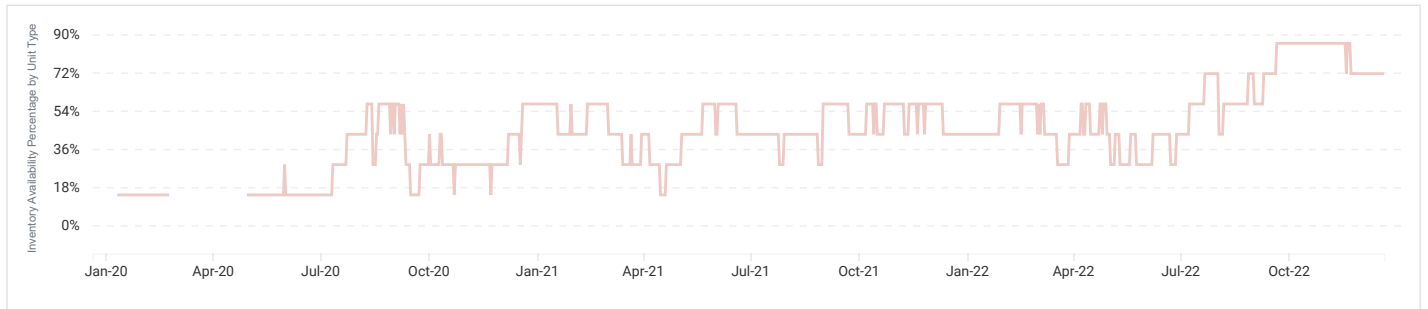
■ This Market ■ National Totals and Averages ■ Virginia State Total and Averages

Car Parking (Last 3 Years)



■ This Market ■ National Totals and Averages ■ Virginia State Total and Averages

RV Parking (Last 3 Years)



■ This Market ■ National Totals and Averages ■ Virginia State Total and Averages

Known Developments

Profile information on every property development in the market. Each development profile includes information such as development Stage, Project Type, Store Name, Owner, Address, etc.

Learn about how Square Footage is estimated for known developments

The square footage of developments is estimated by calculating a weighted average of the square footage of other stores with known square footage in the same state.

The weights are based on the year the stores were built: 40% for known developments. | 30% for stores built in 2021 or later. | 20% for stores built before 2021. | 10% for stores whose year of construction is unknown.

If square footage value is not known for any other stores in the state, the national weighted average is taken as the estimated square footage value.

Development Property Info

| | |
|-------------------------|--|
| Stage | Deferred |
| Project Type | Addition/Expansion |
| Store Name | You Store It Storage |
| Address | 5112 W Mercury Blvd, Hampton, VA 23605 |
| County | Elizabeth City |
| Zoning | Limited Commercial (C-2) |
| Acres | 16 |
| Building Square Footage | 100,000 |
| Number of Buildings | 1 |
| Floors | 2 |
| Number of Units | 600 |
| Expected Open Date | 29-Nov-2023 |
| Source URL | Source URL 1 (https://hampton.gov/.....wFile/Item/3876) Source URL 2 (https://hampton.gov/...../_08182022-2385) Source URL 3 (https://local.pilotonline.com/.....n-the-5-floor-c) Source URL 4 (https://hampton.gov/.....wFile/Item/3980) Source URL 5 (https://hampton.gov/.....wFile/Item/3914) |
| Last Checked Date | 19-Dec-2022 |

Ownership Info

| | |
|---------------|--|
| Owner Name | MCG VA Sears, LLC |
| Owner Address | 5605 Carnegie Blvd, Ste 420, Charlotte, NC 28209 |
| Owner Phone | 704-998-8646 |
| Owner Email | ryan@madisoncagroup.com |

Contractor Info

No Data Found

All Stores List






Profile information on every store in the market. Store profile information includes the Store Name, Store Address, Total Rentable Square Footage, Year Opened, Company owner and/or Operating Company, Rate Volatility over the past 30 days.

Total Square Feet values displayed here are obtained from public sources, including city and county property records. When this information is unavailable, StorTrack uses mapping tools or internal models to estimate the size of the property - such properties have an asterisk (*) next to their Total Square Feet value.

How is Rentable Square Feet (RSF) calculated for each property?


RSF is 95% of TSF if the property has 1 floor | RSF is 85% of TSF if the property has 2 floors | RSF is 75% of TSF if the property has 3 or more floors | RSF is 95% of TSF if the property has an unknown number of floors


The class type is a proprietary store classification system. Facilities are categorized based on data concerning rental rates, population, median household income and more.


| ✓ Rate available for this unit type | | ✗ Rate not available for this unit type | | 🔍 Rate previously available, but not currently advertised | | | | | | | | | |
|--|--------|--|---------|---|----------|-----------|----------|-----------|----------|-----------|----------|-------------|------------|
|  Hampton Boat & RV Storage 0.88 mile 4340 Kecoughtan Rd, Hampton, VA 23669 Monday - Saturday 09:00 AM - 03:00 PM Sunday Closed | | Total Square Feet 43,541 sqft Rentable Square Footage 41,363 sqft Owned by H B RV S Inc Class Type B Store Type Parking Rate Volatility 0% | | Marketing Scorecard 7/100 Contactability 0/11 Paid Search 0/35 Search 0/15 Social Media 0/14 Website 7/25 | | | | | | | | | |
| 5x5 Reg | 5x5 CC | 5x10 Reg | 5x10 CC | 10x10 Reg | 10x10 CC | 10x15 Reg | 10x15 CC | 10x20 Reg | 10x20 CC | 10x30 Reg | 10x30 CC | Car Parking | RV Parking |
| ✗ | ✗ | ✗ | ✗ | ✗ | ✗ | ✗ | ✗ | ✗ | ✗ | ✗ | ✗ | 🔍 | ✓ |
|  Qwik-Stor Inc. 1.12 miles 1213 North King Street, Hampton, VA 23669 Monday - Friday 09:00 AM - 06:00 PM Saturday 09:00 AM - 05:00 PM Sunday Closed | | Total Square Feet 63,258 sqft Rentable Square Footage 60,095 sqft Owned by Qwik-store Inc Class Type B Store Type Self Storage Rate Volatility 0% | | Marketing Scorecard 15/100 Contactability 3/11 Paid Search 0/35 Search 3/15 Social Media 0/14 Website 9/25 | | | | | | | | | |
| 5x5 Reg | 5x5 CC | 5x10 Reg | 5x10 CC | 10x10 Reg | 10x10 CC | 10x15 Reg | 10x15 CC | 10x20 Reg | 10x20 CC | 10x30 Reg | 10x30 CC | Car Parking | RV Parking |
| ✓ | ✗ | ✓ | ✗ | ✓ | ✓ | ✓ | ✓ | ✓ | ✗ | ✓ | ✗ | ✗ | ✗ |
|  Extra Space 1.13 miles 815 LaSalle Ave, Hampton, VA 23669 Monday - Friday 09:30 AM - 06:00 PM Saturday 09:00 AM - 05:30 PM Sunday Closed | | Total Square Feet 90,738 sqft Rentable Square Footage 68,053 sqft Owned by Extra Space Storage Inc Class Type A Store Type Self Storage Rate Volatility 57% | | Marketing Scorecard 42/100 Contactability 6/11 Paid Search 8/35 Search 0/15 Social Media 7/14 Website 21/25 | | | | | | | | | |
| 5x5 Reg | 5x5 CC | 5x10 Reg | 5x10 CC | 10x10 Reg | 10x10 CC | 10x15 Reg | 10x15 CC | 10x20 Reg | 10x20 CC | 10x30 Reg | 10x30 CC | Car Parking | RV Parking |
| ✗ | ✓ | ✗ | 🔍 | 🔍 | ✓ | ✗ | ✓ | 🔍 | 🔍 | ✗ | ✓ | 🔍 | ✓ |
|  Storage Depot of Hampton 1.15 miles 185 E Mercury Blvd, Hampton, VA 23669 | | Total Square Feet 54,801 sqft Rentable Square Footage 46,580 sqft Owned by CIG SDH LLC & CIG SDH BP LLC Class Type B Store Type Self Storage Rate Volatility 6% | | Marketing Scorecard 29/100 Contactability 6/11 Paid Search 5/35 Search 2/15 Social Media 0/14 Website 16/25 | | | | | | | | | |
| 5x5 Reg | 5x5 CC | 5x10 Reg | 5x10 CC | 10x10 Reg | 10x10 CC | 10x15 Reg | 10x15 CC | 10x20 Reg | 10x20 CC | 10x30 Reg | 10x30 CC | Car Parking | RV Parking |
| ✓ | ✗ | ✓ | ✗ | ✓ | ✗ | ✓ | ✗ | ✓ | ✗ | ✗ | ✗ | ✗ | ✗ |
|  Extra Space 1.29 miles 1141 W Pembroke Ave, Hampton, VA 23661 Monday - Friday 09:30 AM - 06:00 PM Saturday 09:00 AM - 05:30 PM Sunday Closed | | Total Square Feet 98,105 sqft Rentable Square Footage 83,389 sqft Owned by Extra Space Storage Inc Class Type A Store Type Self Storage Rate Volatility 26% | | Marketing Scorecard 53/100 Contactability 6/11 Paid Search 14/35 Search 2/15 Social Media 7/14 Website 24/25 | | | | | | | | | |
| 5x5 Reg | 5x5 CC | 5x10 Reg | 5x10 CC | 10x10 Reg | 10x10 CC | 10x15 Reg | 10x15 CC | 10x20 Reg | 10x20 CC | 10x30 Reg | 10x30 CC | Car Parking | RV Parking |
| ✗ | ✗ | ✓ | 🔍 | ✓ | 🔍 | 🔍 | 🔍 | 🔍 | 🔍 | ✗ | ✗ | 🔍 | ✓ |


All Stores List Continued


✓ Rate available for this unit type ✗ Rate not available for this unit type 🗑 Rate previously available, but not currently advertised

| | | | | | | | | | | | | | |
|--|----------------------------|---|--|--|----------|-----------|----------|-----------|----------|-----------|----------|-------------|------------|
|  Public Storage 1.36 miles 1205 W Pembroke Ave, Hampton, VA 23661 | | Total Square Feet Rentable Square Footage Owned by Class Type Store Type Rate Volatility | 65,250 sqft 61,987 sqft Public Storage B Self Storage 23% | Marketing Scorecard 49/100 Contactability 8/11 Paid Search 12/35 Search 0/15 Social Media 8/14 Website 21/25 | | | | | | | | | |
| Monday - Friday | 09:30 AM - 06:00 PM | | | | | | | | | | | | |
| Saturday - Sunday | 09:30 AM - 05:00 PM | | | | | | | | | | | | |
| 5x5 Reg | 5x5 CC | 5x10 Reg | 5x10 CC | 10x10 Reg | 10x10 CC | 10x15 Reg | 10x15 CC | 10x20 Reg | 10x20 CC | 10x30 Reg | 10x30 CC | Car Parking | RV Parking |
| 🗑 | ✗ | ✓ | ✗ | ✓ | ✗ | ✗ | ✗ | ✓ | ✗ | ✗ | ✗ | ✗ | ✗ |

| | | | | | | | | | | | | | |
|---|----------------------------|---|---|---|----------|-----------|----------|-----------|----------|-----------|----------|-------------|------------|
|  U-Haul Moving & Storage at Coliseum 2.05 miles 1023 W Mercury Blvd, Hampton, VA 23666 | | Total Square Feet Rentable Square Footage Owned by Class Type Store Type Rate Volatility | 36,838 sqft 34,996 sqft Nine Sac Self Storage Corporation B Self Storage 20% | Marketing Scorecard 39/100 Contactability 6/11 Paid Search 5/35 Search 0/15 Social Media 7/14 Website 21/25 | | | | | | | | | |
| Monday - Thursday | 07:00 AM - 07:00 PM | | | | | | | | | | | | |
| Friday | 07:00 AM - 08:00 PM | | | | | | | | | | | | |
| Saturday | 07:00 AM - 07:00 PM | | | | | | | | | | | | |
| Sunday | 09:00 AM - 05:00 PM | | | | | | | | | | | | |
| 5x5 Reg | 5x5 CC | 5x10 Reg | 5x10 CC | 10x10 Reg | 10x10 CC | 10x15 Reg | 10x15 CC | 10x20 Reg | 10x20 CC | 10x30 Reg | 10x30 CC | Car Parking | RV Parking |
| ✗ | ✗ | ✗ | 🗑 | ✗ | 🗑 | ✗ | 🗑 | ✗ | ✗ | ✗ | ✗ | ✗ | ✗ |


| | | | | | | | | | | | | | |
|---|--------|---|---|---|----------|-----------|----------|-----------|----------|-----------|----------|-------------|------------|
|  Affordable Self Storage - Hampton - 1635 West Pembroke Avenue 2.15 miles 1635 West Pembroke Avenue, Hampton, VA 23661 | | Total Square Feet Rentable Square Footage Owned by Class Type Store Type Rate Volatility | 36,422 sqft 30,958 sqft Three Musketeers LLC B Self Storage 0% | Marketing Scorecard 43/100 Contactability 6/11 Paid Search 9/35 Search 0/15 Social Media 7/14 Website 21/25 | | | | | | | | | |
| 5x5 Reg | 5x5 CC | 5x10 Reg | 5x10 CC | 10x10 Reg | 10x10 CC | 10x15 Reg | 10x15 CC | 10x20 Reg | 10x20 CC | 10x30 Reg | 10x30 CC | Car Parking | RV Parking |
| 🗑 | ✗ | 🗑 | ✗ | 🗑 | 🗑 | ✗ | ✗ | ✗ | ✗ | ✗ | ✗ | ✗ | ✗ |


| | | | | | | | | | | | | | |
|--|----------------------------|---|---|---|----------|-----------|----------|-----------|----------|-----------|----------|-------------|------------|
|  Extra Space 2.16 miles 1975 Cunningham Dr, Hampton, VA 23666 | | Total Square Feet Rentable Square Footage Owned by Class Type Store Type Rate Volatility | 134,204 sqft 100,653 sqft Extra Space Storage Inc A Self Storage 51% | Marketing Scorecard 43/100 Contactability 6/11 Paid Search 8/35 Search 1/15 Social Media 7/14 Website 21/25 | | | | | | | | | |
| Monday - Friday | 09:30 AM - 06:00 PM | | | | | | | | | | | | |
| Saturday | 09:00 AM - 05:30 PM | | | | | | | | | | | | |
| Sunday | Closed | | | | | | | | | | | | |
| 5x5 Reg | 5x5 CC | 5x10 Reg | 5x10 CC | 10x10 Reg | 10x10 CC | 10x15 Reg | 10x15 CC | 10x20 Reg | 10x20 CC | 10x30 Reg | 10x30 CC | Car Parking | RV Parking |
| ✗ | 🗑 | ✗ | 🗑 | ✗ | 🗑 | ✗ | 🗑 | ✗ | 🗑 | ✗ | ✓ | ✗ | ✗ |


| | | | | | | | | | | | | | |
|---|--------|---|---|---|----------|-----------|----------|-----------|----------|-----------|----------|-------------|------------|
|  Salters Creek Commercial Stge 2.4 miles 221 Salters Creek Rd, Hampton, VA 23661 | | Total Square Feet Rentable Square Footage Owned by Class Type Store Type Rate Volatility | 18,200 sqft 17,290 sqft Price Investments LLC B Self Storage N/A | Marketing Scorecard 0/100 Contactability 0/11 Paid Search 0/35 Search 0/15 Social Media 0/14 Website 0/25 | | | | | | | | | |
| 5x5 Reg | 5x5 CC | 5x10 Reg | 5x10 CC | 10x10 Reg | 10x10 CC | 10x15 Reg | 10x15 CC | 10x20 Reg | 10x20 CC | 10x30 Reg | 10x30 CC | Car Parking | RV Parking |
| ✗ | ✗ | ✗ | ✗ | ✗ | ✗ | ✗ | ✗ | ✗ | ✗ | ✗ | ✗ | ✗ | ✗ |


All Stores List Continued


✓ Rate available for this unit type ✗ Rate not available for this unit type 🚫 Rate previously available, but not currently advertised

| | | | | | | | | | | | | | | | |
|---|--------|---|---------|-----------|----------|---|----------|-----------|----------|---|----------|-------------|------------|--|--|
|  | | Extra Space 3.08 miles 2401 Build America Dr, Hampton, VA 23666 | | | | Total Square Feet Rentable Square Footage Owned by Class Type Store Type Rate Volatility | | | | 99,190 sqft 84,311 sqft Extra Space Storage Inc B Self Storage 27% | | | | Marketing Scorecard 47/100 | |
| Monday - Friday Saturday Sunday | | 09:30 AM - 06:00 PM 09:00 AM - 05:30 PM Closed | | | | | | | | | | | | Contactability Paid Search Search Social Media Website | |
| | | | | | | | | | | | | | | 6/11 13/35 0/15 7/14 21/25 | |
| 5x5 Reg | 5x5 CC | 5x10 Reg | 5x10 CC | 10x10 Reg | 10x10 CC | 10x15 Reg | 10x15 CC | 10x20 Reg | 10x20 CC | 10x30 Reg | 10x30 CC | Car Parking | RV Parking | | |
| 🚫 | ✗ | ✓ | ✗ | ✓ | ✗ | ✓ | ✗ | ✓ | ✗ | ✗ | ✗ | 🚫 | ✓ | | |

| | | | | | | | | | | | | | | | |
|---|--------|---|---------|-----------|----------|---|----------|-----------|----------|---|----------|-------------|------------|--|--|
|  | | American Classic Storage 3.18 miles 20 Potter Lane, Hampton, VA 23666 | | | | Total Square Feet Rentable Square Footage Owned by Class Type Store Type Rate Volatility | | | | 31,447 sqft 29,874 sqft Langley Storage Associates LLC B Self Storage 3% | | | | Marketing Scorecard 41/100 | |
| Monday - Friday Saturday Sunday | | 09:00 AM - 06:00 PM 09:00 AM - 03:00 PM Closed | | | | | | | | | | | | Contactability Paid Search Search Social Media Website | |
| | | | | | | | | | | | | | | 5/11 5/35 0/15 7/14 24/25 | |
| 5x5 Reg | 5x5 CC | 5x10 Reg | 5x10 CC | 10x10 Reg | 10x10 CC | 10x15 Reg | 10x15 CC | 10x20 Reg | 10x20 CC | 10x30 Reg | 10x30 CC | Car Parking | RV Parking | | |
| ✗ | ✗ | ✓ | ✗ | ✓ | ✗ | ✓ | ✗ | ✓ | ✗ | ✗ | ✗ | ✗ | ✗ | | |

| | | | | | | | | | | | | | | | |
|---|--------|---|---------|-----------|----------|---|----------|-----------|----------|---|----------|-------------|------------|--|--|
|  | | Incubator Self Storage 3.5 miles 6000 Incubator Road, Hampton, VA 23661 | | | | Total Square Feet Rentable Square Footage Owned by Class Type Store Type Rate Volatility | | | | 49,896 sqft* 47,401 sqft Incubator Self Storage B Self Storage N/A | | | | Marketing Scorecard 0/100 | |
| Monday - Friday Saturday Sunday | | | | | | | | | | | | | | Contactability Paid Search Search Social Media Website | |
| | | | | | | | | | | | | | | 0/11 0/35 0/15 0/14 0/25 | |
| 5x5 Reg | 5x5 CC | 5x10 Reg | 5x10 CC | 10x10 Reg | 10x10 CC | 10x15 Reg | 10x15 CC | 10x20 Reg | 10x20 CC | 10x30 Reg | 10x30 CC | Car Parking | RV Parking | | |
| ✗ | ✗ | ✗ | ✗ | ✗ | ✗ | ✗ | ✗ | ✗ | ✗ | ✗ | ✗ | ✗ | ✗ | | |

| | | | | | | | | | | | | | | | |
|---|--------|--|---------|-----------|----------|---|----------|-----------|----------|--|----------|-------------|------------|--|--|
|  | | E-Commerce Center of Hampton 3.61 miles 1708 Todds Lane, Hampton, VA 23666 | | | | Total Square Feet Rentable Square Footage Owned by Class Type Store Type Rate Volatility | | | | 95,277 sqft 71,457 sqft E-Commerce Center Hampton LLC A Self Storage 7% | | | | Marketing Scorecard 24/100 | |
| Monday - Friday Saturday Sunday | | 09:00 AM - 06:00 PM 09:00 AM - 03:00 PM Closed | | | | | | | | | | | | Contactability Paid Search Search Social Media Website | |
| | | | | | | | | | | | | | | 3/11 7/35 4/15 0/14 10/25 | |
| 5x5 Reg | 5x5 CC | 5x10 Reg | 5x10 CC | 10x10 Reg | 10x10 CC | 10x15 Reg | 10x15 CC | 10x20 Reg | 10x20 CC | 10x30 Reg | 10x30 CC | Car Parking | RV Parking | | |
| ✗ | ✓ | ✗ | ✓ | ✗ | ✓ | ✗ | ✓ | ✗ | ✓ | ✗ | ✓ | ✗ | ✗ | | |

| | | | | | | | | | | | | | | | |
|---|--------|---|---------|-----------|----------|---|----------|-----------|----------|--|----------|-------------|------------|--|--|
|  | | Public Storage 4.01 miles 3036 N Armistead Ave, Hampton, VA 23666 | | | | Total Square Feet Rentable Square Footage Owned by Class Type Store Type Rate Volatility | | | | 73,320 sqft 69,654 sqft Public Storage A Self Storage 16% | | | | Marketing Scorecard 54/100 | |
| Monday - Friday Saturday - Sunday | | 09:30 AM - 06:00 PM 09:30 AM - 05:00 PM | | | | | | | | | | | | Contactability Paid Search Search Social Media Website | |
| | | | | | | | | | | | | | | 8/11 17/35 0/15 8/14 21/25 | |
| 5x5 Reg | 5x5 CC | 5x10 Reg | 5x10 CC | 10x10 Reg | 10x10 CC | 10x15 Reg | 10x15 CC | 10x20 Reg | 10x20 CC | 10x30 Reg | 10x30 CC | Car Parking | RV Parking | | |
| ✓ | 🚫 | 🚫 | 🚫 | 🚫 | 🚫 | ✓ | ✓ | ✓ | ✓ | 🚫 | ✓ | ✗ | ✗ | | |

All Stores List Continued

| ✓ Rate available for this unit type | | ✗ Rate not available for this unit type | | 🚫 Rate previously available, but not currently advertised | | | | | | | | | | | |
|--|----------------------------|---|--------|---|---------|-----------|----------|-----------|----------|-----------|----------|-----------|----------|-------------|------------|
| American Classic Storage 4.62 miles 906 Big Bethel Rd, Hampton, VA 23666 | | Total Square Feet 68,939 sqft Rentable Square Footage 65,492 sqft Owned by Bethel Storage Associates LLC Class Type B Store Type Self Storage Rate Volatility 0% | | Marketing Scorecard 41/100 Contactability 5/11 Paid Search 5/35 Search 3/15 Social Media 7/14 Website 21/25 | | | | | | | | | | | |
| Monday | Closed | 5x5 Reg | 5x5 CC | 5x10 Reg | 5x10 CC | 10x10 Reg | 10x10 CC | 10x15 Reg | 10x15 CC | 10x20 Reg | 10x20 CC | 10x30 Reg | 10x30 CC | Car Parking | RV Parking |
| Tuesday - Friday | 09:00 AM - 06:00 PM | ✓ | ✗ | ✓ | ✓ | ✓ | ✓ | ✓ | ✓ | ✓ | ✓ | ✓ | ✗ | 🚫 | ✓ |
| Saturday | 09:00 AM - 03:00 PM | | | | | | | | | | | | | | |
| Sunday | Closed | | | | | | | | | | | | | | |
| Extra Space 5.47 miles 1343 Big Bethel Rd, Hampton, VA 23666 | | Total Square Feet 52,825 sqft Rentable Square Footage 50,183 sqft Owned by Extra Space Storage Inc Class Type A Store Type Self Storage Rate Volatility 52% | | Marketing Scorecard 46/100 Contactability 6/11 Paid Search 8/35 Search 0/15 Social Media 7/14 Website 25/25 | | | | | | | | | | | |
| Monday - Friday | 09:30 AM - 06:00 PM | 5x5 Reg | 5x5 CC | 5x10 Reg | 5x10 CC | 10x10 Reg | 10x10 CC | 10x15 Reg | 10x15 CC | 10x20 Reg | 10x20 CC | 10x30 Reg | 10x30 CC | Car Parking | RV Parking |
| Saturday | 09:00 AM - 05:30 PM | 🚫 | 🚫 | ✓ | ✓ | ✓ | ✓ | 🚫 | ✓ | 🚫 | 🚫 | ✗ | 🚫 | 🚫 | 🚫 |
| Sunday | Closed | | | | | | | | | | | | | | |

StorTrack's Marketing Scorecard

The StorTrack Marketing Scorecard is a scoring mechanism for judging the activity and effectiveness of a Store's local marketing. This enables us to create a methodology for comparison and competitive insight.

The Scorecard is created by monitoring five different areas of a Store's marketing activities. StorTrack has created a weighted scoring process for each of these five categories. The category scores are what you see on the Marketing Scorecard page.

Website (25 Points)

| | |
|--|-----------|
| The Website Content scoring is based on the availability of the below factors: Multiple pages, Navigation, Photos, Video, Map/Directions, Reviews/Testimonials | 0-7 Score |
| Online Pricing for the store is based on the pricing data available online and the volatility. | 0-7 Score |
| Online promotions is based on the promotion advertised for the unit types and on the Home page of the store website. | 0-5 Score |
| The Metadata score is based on the search options available for finding a location, a sitemap, a search box to identify a specific page, etc. | 0-3 Score |
| Direct booking engine is scored based on the website ability to complete an online rental/reservation. | 0-3 Score |

Search (Nonorganic) (35 points)

The score for the store is determined based on the order of the search result occurrence and the results within the Advertisement content section on the first page of the search results. The scores are listed below based searching on the following platforms with the keywords "self-storage [city name]".

Additionally we check if the store is listed on an aggregator website like Sparefoot, SelfStorage.com, Storagefront, etc.

| | |
|----------------------|------------|
| Buys Google Adwords | 0-12 Score |
| Buys Bing Ads | 0-8 Score |
| Buys Yelp Ads | 0-5 Score |
| Buys YellowPages Ads | 0-5 Score |
| Listed on aggregator | 0-5 Score |

Search (organic) (15 points)

The score for the store is determined based on the keywords "self-storage [city name]" and if store appears on the first page of the search results.

| | |
|---------------------------|-----------|
| First Page on Google | 0-4 Score |
| First Page on Bing | 0-3 Score |
| First Page on Yelp | 0-3 Score |
| First Page on YellowPages | 0-3 Score |
| GoogleMaps | 0-2 Score |

Social Media (14 points)

The social media score is based on the availability of the company profile, location specific profile, and posts within the last week and last month.

| | |
|----------|-----------|
| Facebook | 0-7 Score |
| Twitter | 0-7 Score |

Contactability (11 points)

This score is based on the ease and methods to contact the store.

| | |
|----------------------------------|-----------|
| Contact Form/Direct Phone Number | 0-3 Score |
| 24/7 Customer Support Center | 0-3 Score |
| Chat Support on Website | 0-2 Score |
| 1-800/Toll Free Number | 0-3 Score |