

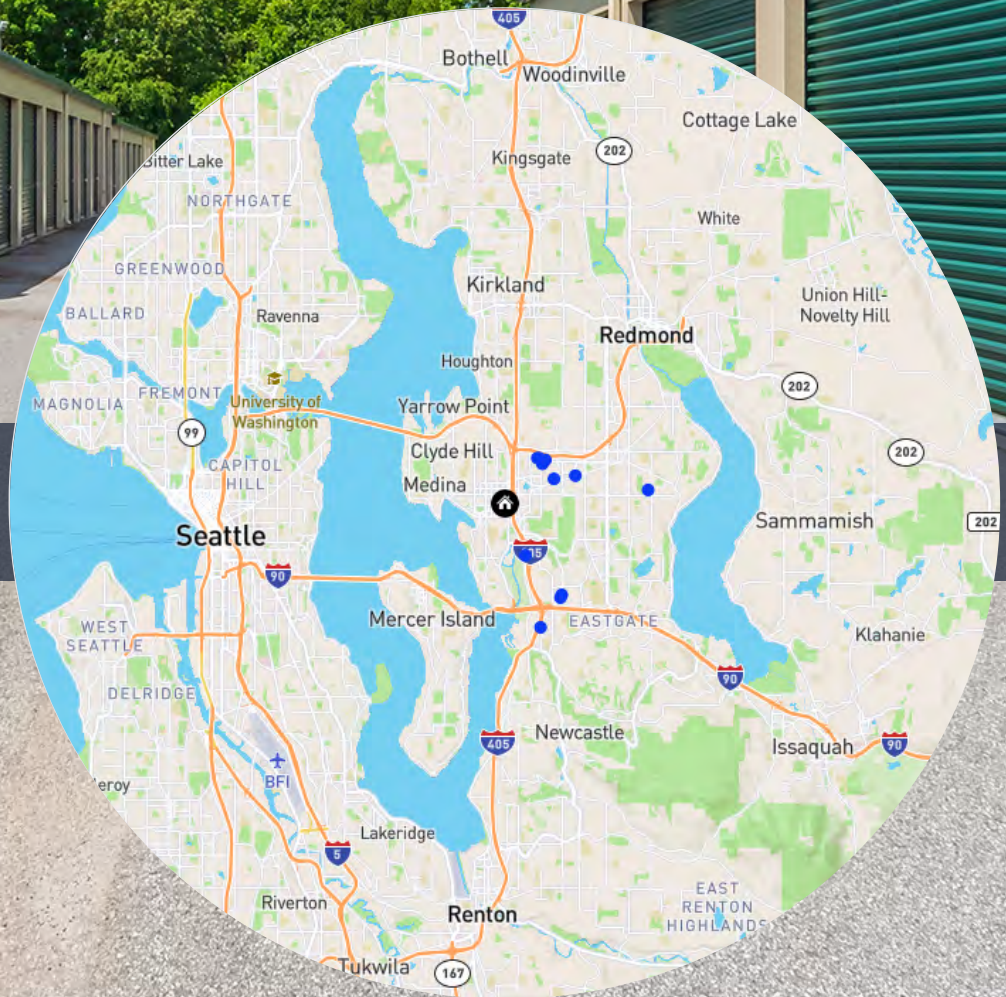
stortrack

EXPLORER

Market Report

Produced on Jan 17 2023

Report for:
Bellevue, WA



stortrack

Questions?
1-800-969-7424
info@stortrack.com
www.stortrack.com

Table of Contents

Executive Summary	1
Market Snapshot	2
Store Types	4
Unit Types Offered	4
Overall Market Supply Metrics	4
Size of Market per Store	5
Market Spending Power	5
12 Month Trailing Average Rate History	6
10x10 Reg	6
10x10 CC	19
Rate per Square Foot by Store Type	34
Rate per Square Foot by Unit Type	34
Rate per Square Foot History Graph	34
10x10 Reg	34
10x10 CC	35
Average Unit Type Rates	36
Average Rates History	36
10x10 Reg	36
10x10 CC	36
Rate Volatility History	37
10x10 Reg	37
10x10 CC	37
Current Inventory Availability by Unit Type	38
Inventory Availability by Unit Type History	38
10x10 Reg	38
10x10 CC	38
Rate History by Store	39
10x10 Reg	39
10x10 CC	41
Known Developments	43
All Stores List	44

Market Summary

Market: Bellevue, WA

Market Type: City

Comparisons are made with: National Totals and Averages and Washington State Total and Averages

This Market Report consists of data gathered from multiple public information sources and proprietary analysis and calculations made by StorTrack Analytics Team. The report includes sections listed below. The executive summary of this report is as follows:

	This Market	National	Washington
No. of Stores in Market	11	61,471	1,645

Current Supply to Market:

There is 6.02 square feet/capita supply in this market. The US national average is 8.31 sqft/capita, and the Washington state average is 8.53 sqft/capita.

Across all unit types, there is currently 9.09% of inventory offline (not available). The US national figure at the moment is 40.31% of inventory offline and the Washington state number is 44.01% offline. Therefore, comparing against national and state averages, this market's supply level could be characterized as an over-supply.

Rate Trends in Market:

The rate in this market has trended low in the last 3 months, by -26.98%. This would indicate a decreased demand against available supply. The current US national rate trend for the past 3 months is up, by 7.08%. The Washington state is showing a rate trend down for the last 3 months of -5.55%.

Use of Promotions:

StorTrack converts promotional activity into a measurable score so as to be able to make a determination if the promotional 'value' in a market is increasing or decreasing. An increase in promotional activity means the aggregate value of promotions is growing as stores offer better promotional deals to attract customers, whilst a decrease in promotional activity means the aggregate value of promotions is shrinking and less deals are being offered.

In this market, over the past 3 months, promotional activity has increased by 0.64%.

New Developments:

There is one known new development in this market.

StorTrack is currently tracking 3,259 new developments across the USA.

Market Snapshot

The Market Snapshot is a one-look overview of the market.

	This Market	State	National
Net Rentable Sq Ft	880,101	68,814,572	2,712,749,048
Sq Ft per Capita			
• 2020 Sq Ft per Capita	6.02	8.53	8.31
• 2023 Sq Ft per Capita	5.77	8.84	8.14
• 2025 Sq Ft per Capita	5.62	8.63	8.03
Sq Ft per Household	15.1	22.08	22.17
Total Stores	11	1,645	61,471
• REITS	6	162	8,850
• Mid Ops	3	578	22,150
• Small Ops	2	905	30,503
New Developments	1	74	3,259
Sq Ft of Developments	275,440	5,759,740	248,090,955
Stores opened within the last year	0	14	476
Demographics			
• 2020 Population	146,145	8,063,250	326,569,308
• 2023 Population	152,495 (+4.34% change)	7,788,752 (+3.71% change)	333,210,843 (+1.05% change)
• 2025 Population	156,728 (+7.24% change)	7,974,602 (+6.19% change)	337,715,556 (+2.37% change)
Households	58,293	3,117,146	122,354,219
Rental Households	27,220	1,067,763	43,552,843

Market Snapshot Continued

	This Market	State	National
Rental Households Percentage	46.7%	36.75%	35.6%
Median Household Income	\$129,497	\$77,006	\$64,994
Average Rate Per Square Feet			
• All Units without Parking	\$2.07	\$1.62	\$1.38
• All Units with Parking	\$2.07	\$1.51	\$1.31
• Regular Units	\$1.75	\$1.32	\$1.1
• Climate Controlled Units	\$2.46	\$1.88	\$1.63
• Only Parking	N/A	\$0.64	\$0.42
Rate Trend (12 months)	-0.03%	-5.55%	7.08%
Units Not Advertised	9%	19%	20%
Market Including Known Developments			
Net Rentable Sq Ft	1,155,541	74,574,312	2,960,840,003
Sq Ft per Capita			
• 2020 Sq Ft per Capita	7.91	9.25	9.07
• 2023 Sq Ft per Capita	7.58	9.57	8.89
• 2025 Sq Ft per Capita	7.37	9.35	8.77
Sq Ft per Household	19.82	23.92	24.2
Total Stores	12	1,719	64,730
• REITS	7	165	9,167
• Mid Ops	6	586	22,389
• Small Ops	2	906	30,508

Store Types

Breakdown of all the stores within the market, broken down by total REITs (Real Estate Investment Trusts include: Public Storage, Extra Space, Cubesmart, National Storage Affiliates, Life Storage, and Global Self Storage), Midsize Operators (2+ stores) and Small Operators (1 store, independent operators).

STORES IN MARKET	REITS		MID OPS		SMALL OPS	
	NUMBER	% OF MARKET	NUMBER	% OF MARKET	NUMBER	% OF MARKET
11	6	54.55%	3	27.27%	2	18.18%
61,471	8,850	14.40%	22,134	36.01%	30,487	49.60%
1,645	162	9.85%	578	35.14%	905	55.02%

■ This Market
 ■ National Totals and Averages
 ■ Washington State Total and Averages

Unit Types Offered

Analysis of the most common unit types - with the percentage of Stores in the market currently offering that unit type.

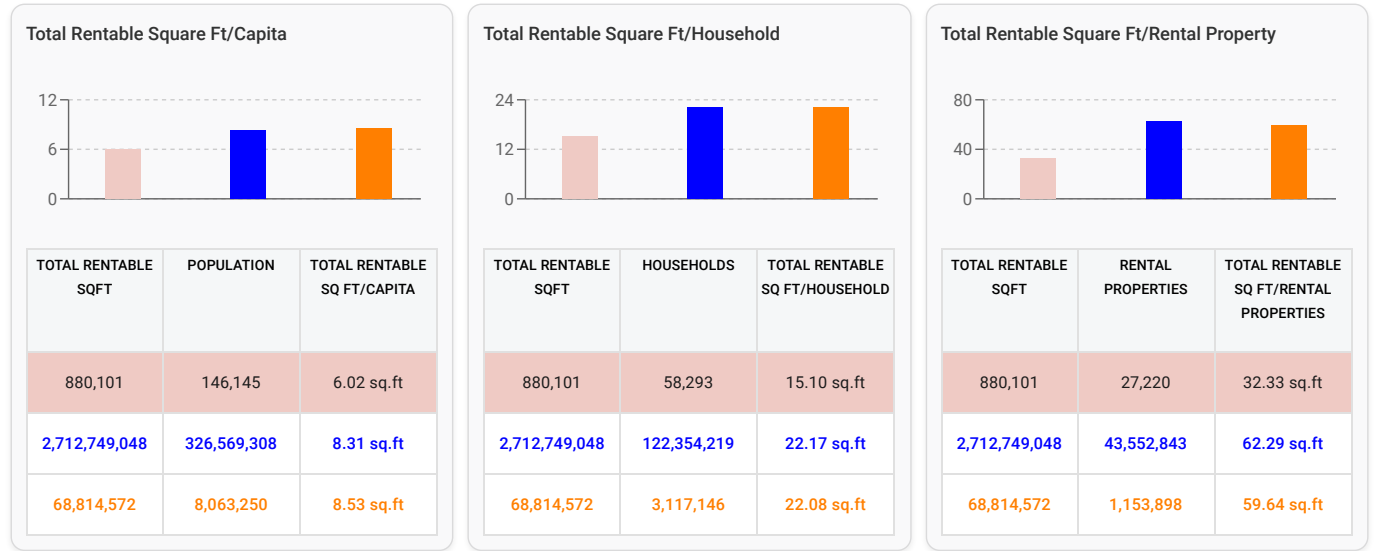
ALL UNITS WITHOUT PARKING	ALL UNITS WITH PARKING	ALL REG	ALL CC	ALL PARKING	5X5 REG	5X5 CC	5X10 REG	5X10 CC	10X10 REG	10X10 CC	10X15 REG	10X15 CC	10X20 REG	10X20 CC	10X30 REG	10X30 CC	CAR PARKING	RV PARKING
90.91%	90.91%	72.73%	45.45%	N/A	36.36%	45.45%	63.64%	45.45%	63.64%	45.45%	45.45%	27.27%	27.27%	27.27%	27.27%	9.09%	N/A	N/A
95.79%	100.00%	87.45%	48.02%	18.77%	29.30%	31.05%	60.34%	39.94%	67.90%	40.76%	56.19%	34.66%	61.94%	29.15%	33.63%	9.79%	3.90%	17.66%
94.57%	100.00%	86.21%	44.95%	25.08%	31.81%	33.44%	55.81%	37.02%	61.67%	37.35%	49.51%	30.51%	57.87%	22.48%	28.99%	7.17%	5.86%	24.00%

■ This Market
 ■ National Totals and Averages
 ■ Washington State Total and Averages

Overall Market Supply Metrics

Analysis of supply metrics in the market. A side-by-side bar chart comparison, shows the Market's Total Rentable Square Footage per Capita, Total Rentable Square Footage per Household and Total Rentable Square Footage per Rental Property.

Demographic data based on the U.S. Census Bureau's 2020 American Community Survey.

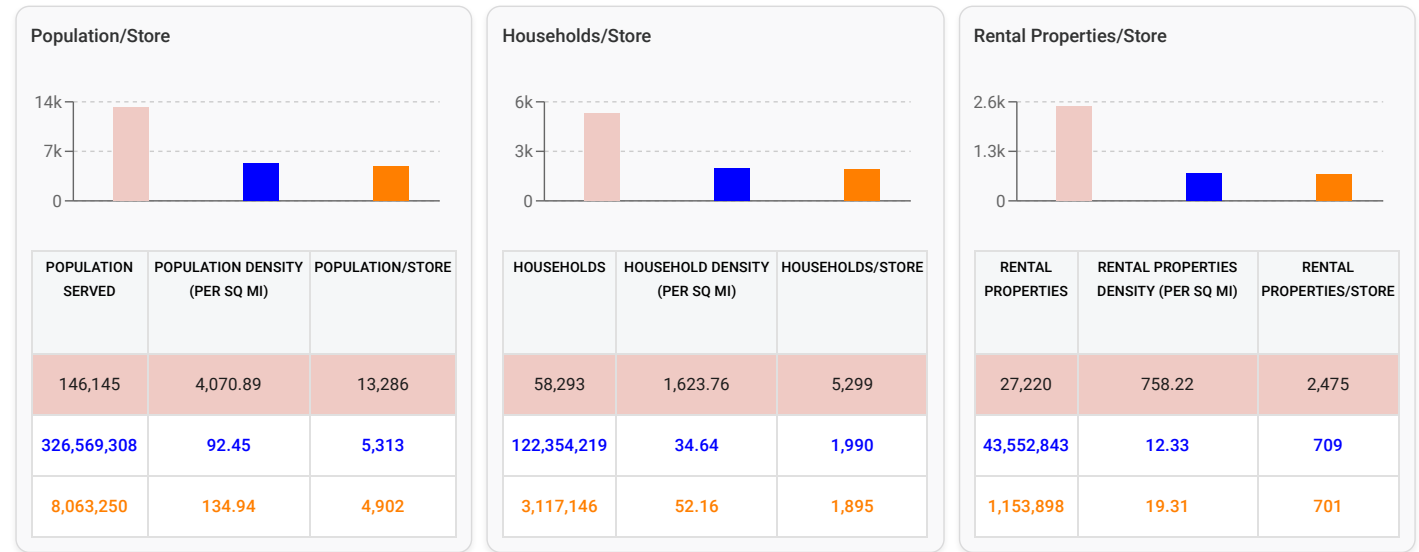


■ This Market
 ■ National Totals and Averages
 ■ Washington State Total and Averages

Size of Market per Store

Analysis on the supply of the market against the market's population. A side-by-side bar chart comparison, shows the Market's total Population per Store, Market Households per Store and Rental Properties per Store.

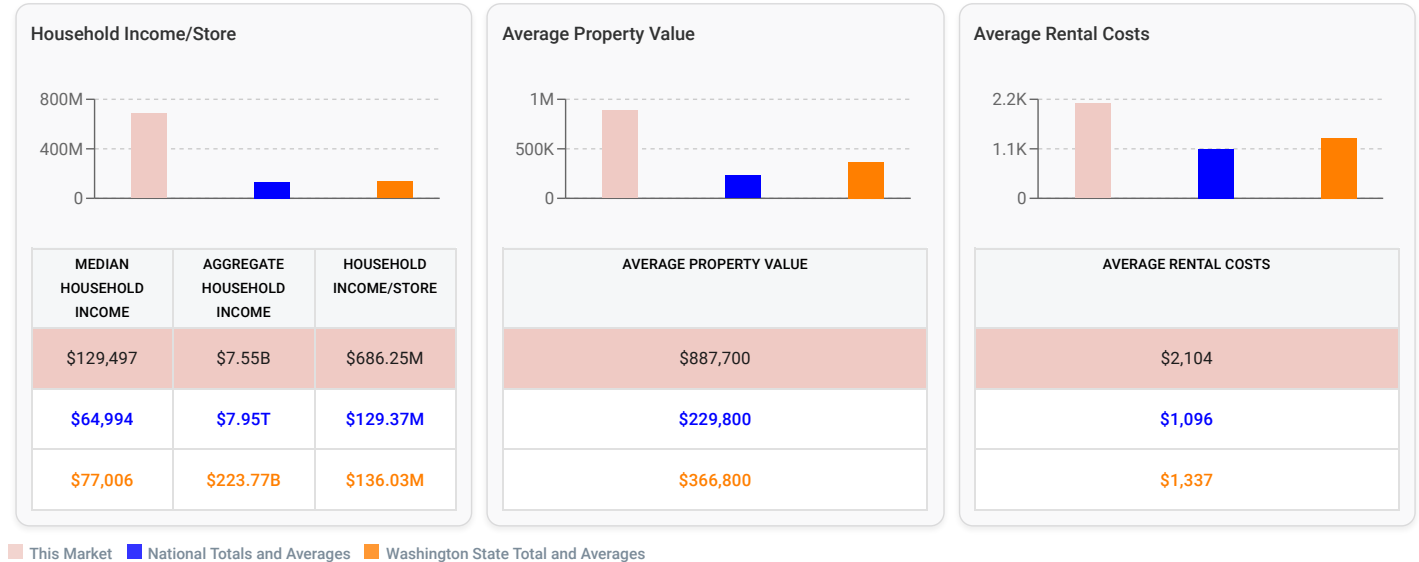
Demographic data based on the U.S. Census Bureau's 2020 American Community Survey.



Market Spending Power

Analysis on the market's spending power. A side-by-side bar chart comparison, shows the Market's Median Household Income, Aggregate Household Income, Household Income per Store, Average Market Property Value, and Average Rental Costs.

Demographic data based on the U.S. Census Bureau's 2020 American Community Survey.



12 Month Trailing Average Rate History

View 12 month trailing average rates for the past one year.

Summary - 10x10 Reg (Premium, Ground Floor)

		ALL UNITS WITHOUT PARKING	ALL UNITS WITH PARKING	ALL REG	ALL CC	ALL PARKING	5X5 REG	5X5 CC	5X10 REG	5X10 CC	10X10 REG	10X10 CC	10X15 REG	10X15 CC	10X20 REG	10X20 CC	10X30 REG	10X30 CC	CAR PARKING	RV PARKING
Current Market Average Price		\$233.10	\$231.09	\$202.44	\$281.00	-	-	-	-	-	\$170.00	-	-	-	-	-	-	-	-	-
Public Storage 13640 Bel Red Road, Bellevue, WA 98005	Current Price	\$192.40	\$192.40	\$192.40	-	-	-	-	-	-	\$141.00	-	-	-	-	-	-	-	-	-
	12 mo. trailing avg.	\$217.58	\$217.58	\$217.38	\$387.00	-	-	-	-	-	\$190.44	-	-	-	-	-	-	-	-	-
	Highest Price	\$809.00	\$809.00	\$809.00	\$525.00	-	-	-	-	-	\$355.00	-	-	-	-	-	-	-	-	-
	Lowest Price	\$52.00	\$52.00	\$52.00	\$249.00	-	-	-	-	-	\$100.00	-	-	-	-	-	-	-	-	-
Public Storage 12385 Northup Way, Bellevue, WA 98005	Current Price	\$207.83	\$209.29	\$265.75	\$92.00	-	-	-	-	-	\$118.00	-	-	-	-	-	-	-	-	-
	12 mo. trailing avg.	\$207.27	\$209.50	\$217.61	\$195.54	-	-	-	-	-	\$210.94	-	-	-	-	-	-	-	-	-
	Highest Price	\$582.00	\$582.00	\$582.00	\$515.00	-	-	-	-	-	\$288.00	-	-	-	-	-	-	-	-	-
	Lowest Price	\$58.00	\$58.00	\$71.00	\$58.00	-	-	-	-	-	\$137.00	-	-	-	-	-	-	-	-	-
Public Storage 13105 SE 30th Street, Bellevue, WA 98005	Current Price	\$293.33	\$293.33	\$293.33	-	-	-	-	-	-	\$224.00	-	-	-	-	-	-	-	-	-
	12 mo. trailing avg.	\$334.83	\$334.83	\$334.83	-	-	-	-	-	-	\$306.30	-	-	-	-	-	-	-	-	-
	Highest Price	\$645.00	\$645.00	\$645.00	-	-	-	-	-	-	\$384.00	-	-	-	-	-	-	-	-	-
	Lowest Price	\$109.00	\$109.00	\$109.00	-	-	-	-	-	-	\$220.00	-	-	-	-	-	-	-	-	-
Public Storage 12465 Northup Way, Bellevue, WA 98005	Current Price	\$140.50	\$140.50	\$140.50	-	-	-	-	-	-	\$175.00	-	-	-	-	-	-	-	-	-
	12 mo. trailing avg.	\$210.68	\$210.68	\$210.71	\$163.00	-	-	-	-	-	\$207.02	-	-	-	-	-	-	-	-	-
	Highest Price	\$625.00	\$625.00	\$625.00	\$163.00	-	-	-	-	-	\$370.00	-	-	-	-	-	-	-	-	-
	Lowest Price	\$51.00	\$51.00	\$51.00	\$163.00	-	-	-	-	-	\$119.00	-	-	-	-	-	-	-	-	-
Public Storage 4041 124th Ave SE, Bellevue, WA 98006	Current Price	\$261.00	\$241.00	\$261.00	-	-	-	-	-	-	\$222.00	-	-	-	-	-	-	-	-	-
	12 mo. trailing avg.	\$286.90	\$285.45	\$286.90	-	-	-	-	-	-	\$267.18	-	-	-	-	-	-	-	-	-
	Highest Price	\$531.00	\$531.00	\$531.00	-	-	-	-	-	-	\$350.00	-	-	-	-	-	-	-	-	-
	Lowest Price	\$76.00	\$76.00	\$76.00	-	-	-	-	-	-	\$200.00	-	-	-	-	-	-	-	-	-

12 Month Trailing Average Rate History Continued

Summary - 10x10 Reg (Premium, Ground Floor)

		ALL UNITS WITHOUT PARKING	ALL UNITS WITH PARKING	ALL REG	ALL CC	ALL PARKING	5X5 REG	5X5 CC	5X10 REG	5X10 CC	10X10 REG	10X10 CC	10X15 REG	10X15 CC	10X20 REG	10X20 CC	10X30 REG	10X30 CC	CAR PARKING	RV PARKING
Safeguard Self Storage 1015 164th Ave NE, Bellevue, WA 98008	Current Price	\$150.00	\$150.00	\$150.00	-	-	-	-	-	-	\$150.00	-	-	-	-	-	-	-	-	-
	12 mo. trailing avg.	\$150.00	\$150.00	\$150.00	-	-	-	-	-	-	\$150.00	-	-	-	-	-	-	-	-	-
	Highest Price	\$150.00	\$150.00	\$150.00	-	-	-	-	-	-	\$150.00	-	-	-	-	-	-	-	-	-
	Lowest Price	\$150.00	\$150.00	\$150.00	-	-	-	-	-	-	\$150.00	-	-	-	-	-	-	-	-	-
Wine Storage Bellevue 1614 118th Ave SE 200, Bellevue, WA 98005	Current Price	-	-	-	-	-	-	-	-	-	-	-	-	-	-	-	-	-	-	-
	12 mo. trailing avg.	-	-	-	-	-	-	-	-	-	-	-	-	-	-	-	-	-	-	-
	Highest Price	-	-	-	-	-	-	-	-	-	-	-	-	-	-	-	-	-	-	-
	Lowest Price	-	-	-	-	-	-	-	-	-	-	-	-	-	-	-	-	-	-	-
Factoria Security Self Storage 13120 SE 30th Street, Bellevue, WA 98005	Current Price	\$279.67	\$276.71	\$167.00	\$302.20	-	-	-	-	-	-	-	-	-	-	-	-	-	-	-
	12 mo. trailing avg.	\$305.92	\$303.62	\$198.13	\$307.44	-	-	-	-	-	-	-	-	-	-	-	-	-	-	-
	Highest Price	\$651.00	\$651.00	\$531.00	\$651.00	-	-	-	-	-	-	-	-	-	-	-	-	-	-	-
	Lowest Price	\$89.00	\$89.00	\$149.00	\$89.00	-	-	-	-	-	-	-	-	-	-	-	-	-	-	-
West Coast Self-Storage Bellevue 12399 Northup Way, Bellevue, WA 98005	Current Price	\$227.33	\$227.33	-	\$227.33	-	-	-	-	-	-	-	-	-	-	-	-	-	-	-
	12 mo. trailing avg.	\$237.55	\$237.55	-	\$237.55	-	-	-	-	-	-	-	-	-	-	-	-	-	-	-
	Highest Price	\$509.00	\$509.00	-	\$509.00	-	-	-	-	-	-	-	-	-	-	-	-	-	-	-
	Lowest Price	\$45.00	\$45.00	-	\$45.00	-	-	-	-	-	-	-	-	-	-	-	-	-	-	-
Bel-Red Storage 1405 130th Ave N.E., Bellevue, WA 98005	Current Price	\$353.17	\$353.17	-	\$353.17	-	-	-	-	-	-	-	-	-	-	-	-	-	-	-
	12 mo. trailing avg.	\$285.68	\$285.68	\$462.00	\$285.39	-	-	-	-	-	-	-	-	-	-	-	-	-	-	-
	Highest Price	\$714.00	\$714.00	\$462.00	\$714.00	-	-	-	-	-	-	-	-	-	-	-	-	-	-	-
	Lowest Price	\$104.00	\$104.00	\$462.00	\$104.00	-	-	-	-	-	-	-	-	-	-	-	-	-	-	-
Public Storage 1800 124th Ave NE, Bellevue, WA 98005	Current Price	\$123.50	\$135.60	\$123.50	-	-	-	-	-	-	\$160.00	-	-	-	-	-	-	-	-	-
	12 mo. trailing avg.	\$243.09	\$240.76	\$243.09	-	-	-	-	-	-	\$245.70	-	-	-	-	-	-	-	-	-
	Highest Price	\$685.00	\$685.00	\$685.00	-	-	-	-	-	-	\$340.00	-	-	-	-	-	-	-	-	-
	Lowest Price	\$55.00	\$55.00	\$55.00	-	-	-	-	-	-	\$155.00	-	-	-	-	-	-	-	-	-

12 Month Trailing Average Rate History Continued

Specific Unit - 10x10 Reg (Premium, Ground Floor)

		JAN 2022	FEB 2022	MAR 2022	APR 2022	MAY 2022	JUN 2022	JUL 2022	AUG 2022	SEP 2022	OCT 2022	NOV 2022	DEC 2022
Current Market Average Price		\$193.36	\$194.09	\$196.73	\$198.25	\$200.17	\$204.69	\$208.45	\$212.64	\$212.92	\$209.78	\$211.71	\$211.19
West Coast Self-Storage Bellevue 12399 Northup Way, Bellevue, WA 98005	12 mo. trailing avg.	-	-	-	-	-	-	-	-	-	-	-	-
	Highest Price	-	-	-	-	-	-	-	-	-	-	-	-
	Lowest Price	-	-	-	-	-	-	-	-	-	-	-	-
Safeguard Self Storage 1015 164th Ave NE, Bellevue, WA 98008	12 mo. trailing avg.	\$150.00	\$150.00	\$150.00	\$150.00	\$150.00	\$150.00	\$150.00	\$150.00	\$150.00	\$150.00	\$150.00	\$150.00
	Highest Price	\$150.00	\$150.00	\$150.00	\$150.00	\$150.00	\$150.00	\$150.00	\$150.00	\$150.00	\$150.00	\$150.00	\$150.00
	Lowest Price	\$150.00	\$150.00	\$150.00	\$150.00	\$150.00	\$150.00	\$150.00	\$150.00	\$150.00	\$150.00	\$150.00	\$150.00
Wine Storage Bellevue 1614 118th Ave SE 200, Bellevue, WA 98005	12 mo. trailing avg.	-	-	-	-	-	-	-	-	-	-	-	-
	Highest Price	-	-	-	-	-	-	-	-	-	-	-	-
	Lowest Price	-	-	-	-	-	-	-	-	-	-	-	-
Public Storage 1800 124th Ave NE, Bellevue, WA 98005	12 mo. trailing avg.	\$219.13	\$220.28	\$221.61	\$226.43	\$233.91	\$245.49	\$251.74	\$254.29	\$250.75	\$241.83	\$246.11	\$245.70
	Highest Price	\$369.00	\$369.00	\$369.00	\$369.00	\$369.00	\$369.00	\$369.00	\$369.00	\$369.00	\$369.00	\$340.00	\$340.00
	Lowest Price	\$155.00	\$155.00	\$155.00	\$155.00	\$155.00	\$155.00	\$155.00	\$155.00	\$155.00	\$155.00	\$155.00	\$155.00
Public Storage 13640 Bel Red Road, Bellevue, WA 98005	12 mo. trailing avg.	\$193.17	\$192.66	\$190.94	\$186.76	\$185.79	\$187.72	\$188.05	\$188.71	\$184.98	\$185.88	\$190.20	\$190.44
	Highest Price	\$252.00	\$252.00	\$252.00	\$252.00	\$290.00	\$355.00	\$355.00	\$355.00	\$355.00	\$355.00	\$355.00	\$355.00
	Lowest Price	\$106.00	\$106.00	\$106.00	\$106.00	\$106.00	\$106.00	\$106.00	\$106.00	\$106.00	\$106.00	\$106.00	\$100.00
Public Storage 12385 Northup Way, Bellevue, WA 98005	12 mo. trailing avg.	\$204.88	\$205.73	\$206.26	\$209.41	\$214.00	\$219.07	\$227.67	\$232.41	\$228.33	\$219.56	\$215.23	\$210.94
	Highest Price	\$346.00	\$346.00	\$346.00	\$346.00	\$346.00	\$346.00	\$346.00	\$346.00	\$346.00	\$309.00	\$288.00	\$288.00
	Lowest Price	\$144.00	\$144.00	\$144.00	\$152.00	\$152.00	\$152.00	\$152.00	\$152.00	\$152.00	\$147.00	\$147.00	\$137.00
Public Storage 13105 SE 30th Street, Bellevue, WA 98005	12 mo. trailing avg.	\$262.29	\$268.38	\$273.29	\$273.29	\$274.63	\$290.73	\$292.20	\$300.06	\$306.43	\$304.70	\$315.79	\$306.30
	Highest Price	\$364.00	\$364.00	\$364.00	\$364.00	\$364.00	\$384.00	\$384.00	\$384.00	\$384.00	\$384.00	\$384.00	\$384.00
	Lowest Price	\$165.00	\$201.00	\$201.00	\$201.00	\$201.00	\$201.00	\$201.00	\$201.00	\$201.00	\$201.00	\$201.00	\$220.00
Public Storage 12465 Northup Way, Bellevue, WA 98005	12 mo. trailing avg.	\$181.31	\$182.00	\$189.88	\$190.80	\$193.89	\$195.69	\$198.20	\$204.96	\$204.76	\$199.11	\$208.52	\$207.02
	Highest Price	\$295.00	\$295.00	\$316.00	\$316.00	\$316.00	\$316.00	\$337.00	\$337.00	\$337.00	\$337.00	\$370.00	\$370.00
	Lowest Price	\$119.00	\$119.00	\$119.00	\$119.00	\$119.00	\$119.00	\$119.00	\$119.00	\$119.00	\$119.00	\$119.00	\$119.00
Public Storage 4041 124th Ave SE, Bellevue, WA 98006	12 mo. trailing avg.	\$246.88	\$247.15	\$257.88	\$267.38	\$267.38	\$268.52	\$274.14	\$274.07	\$273.68	\$273.68	\$275.09	\$267.18
	Highest Price	\$292.00	\$292.00	\$308.00	\$350.00	\$350.00	\$350.00	\$350.00	\$350.00	\$350.00	\$350.00	\$350.00	\$350.00
	Lowest Price	\$200.00	\$200.00	\$200.00	\$200.00	\$200.00	\$200.00	\$200.00	\$200.00	\$200.00	\$200.00	\$200.00	\$200.00

12 Month Trailing Average Rate History Continued

Specific Unit - 10x10 Reg (Premium, Ground Floor)

		JAN 2022	FEB 2022	MAR 2022	APR 2022	MAY 2022	JUN 2022	JUL 2022	AUG 2022	SEP 2022	OCT 2022	NOV 2022	DEC 2022
Bel-Red Storage 1405 130th Ave N.E., Bellevue, WA 98005	12 mo. trailing avg.	-	-	-	-	-	-	-	-	-	-	-	-
	Highest Price	-	-	-	-	-	-	-	-	-	-	-	-
	Lowest Price	-	-	-	-	-	-	-	-	-	-	-	-
Factoria Security Self Storage 13120 SE 30th Street, Bellevue, WA 98005	12 mo. trailing avg.	\$218.69	\$222.30	\$227.49	\$232.18	\$236.64	\$240.23	\$234.87	\$234.21	\$236.13	\$234.00	-	-
	Highest Price	\$292.00	\$292.00	\$292.00	\$292.00	\$292.00	\$292.00	\$281.00	\$281.00	\$281.00	\$234.00	-	-
	Lowest Price	\$189.00	\$189.00	\$189.00	\$206.00	\$210.00	\$219.00	\$219.00	\$229.00	\$234.00	\$234.00	-	-

Summary - 10x10 Reg (Premium, Upper Floor)

		ALL UNITS WITHOUT PARKING	ALL UNITS WITH PARKING	ALL REG	ALL CC	ALL PARKING	5X5 REG	5X5 CC	5X10 REG	5X10 CC	10X10 REG	10X10 CC	10X15 REG	10X15 CC	10X20 REG	10X20 CC	10X30 REG	10X30 CC	CAR PARKING	RV PARKING
Current Market Average Price		\$128.91	\$128.91	\$130.00	\$127.82	-	-	-	-	-	\$120.00	-	-	-	-	-	-	-	-	-
Factoria Security Self Storage 13120 SE 30th Street, Bellevue, WA 98005	Current Price	-	-	-	-	-	-	-	-	-	-	-	-	-	-	-	-	-	-	-
	12 mo. trailing avg.	-	-	-	-	-	-	-	-	-	-	-	-	-	-	-	-	-	-	-
	Highest Price	-	-	-	-	-	-	-	-	-	-	-	-	-	-	-	-	-	-	-
	Lowest Price	-	-	-	-	-	-	-	-	-	-	-	-	-	-	-	-	-	-	-
Public Storage 13640 Bel Red Road, Bellevue, WA 98005	Current Price	\$152.20	\$152.20	\$152.20	-	-	-	-	-	-	\$100.00	-	-	-	-	-	-	-	-	-
	12 mo. trailing avg.	\$195.40	\$195.40	\$195.40	-	-	-	-	-	-	\$186.19	-	-	-	-	-	-	-	-	-
	Highest Price	\$552.00	\$552.00	\$552.00	-	-	-	-	-	-	\$344.00	-	-	-	-	-	-	-	-	-
	Lowest Price	\$59.00	\$59.00	\$59.00	-	-	-	-	-	-	\$98.00	-	-	-	-	-	-	-	-	-
Public Storage 12385 Northup Way, Bellevue, WA 98005	Current Price	\$105.00	\$105.00	-	\$105.00	-	-	-	-	-	-	-	-	-	-	-	-	-	-	-
	12 mo. trailing avg.	\$176.96	\$176.96	-	\$176.96	-	-	-	-	-	-	-	-	-	-	-	-	-	-	-
	Highest Price	\$392.00	\$392.00	-	\$392.00	-	-	-	-	-	-	-	-	-	-	-	-	-	-	-
	Lowest Price	\$78.00	\$78.00	-	\$78.00	-	-	-	-	-	-	-	-	-	-	-	-	-	-	-

12 Month Trailing Average Rate History Continued

Summary - 10x10 Reg (Premium, Upper Floor)

		ALL UNITS WITHOUT PARKING	ALL UNITS WITH PARKING	ALL REG	ALL CC	ALL PARKING	5X5 REG	5X5 CC	5X10 REG	5X10 CC	10X10 REG	10X10 CC	10X15 REG	10X15 CC	10X20 REG	10X20 CC	10X30 REG	10X30 CC	CAR PARKING	RV PARKING
Public Storage 13105 SE 30th Street, Bellevue, WA 98005	Current Price	\$98.00	\$98.00	\$98.00	-	-	-	-	-	-	\$105.00	-	-	-	-	-	-	-	-	-
	12 mo. trailing avg.	\$146.74	\$146.74	\$146.74	-	-	-	-	-	-	\$213.29	-	-	-	-	-	-	-	-	-
	Highest Price	\$350.00	\$350.00	\$350.00	-	-	-	-	-	-	\$350.00	-	-	-	-	-	-	-	-	-
	Lowest Price	\$53.00	\$53.00	\$53.00	-	-	-	-	-	-	\$120.00	-	-	-	-	-	-	-	-	-
Public Storage 12465 Northup Way, Bellevue, WA 98005	Current Price	-	-	-	-	-	-	-	-	-	-	-	-	-	-	-	-	-	-	-
	12 mo. trailing avg.	-	-	-	-	-	-	-	-	-	-	-	-	-	-	-	-	-	-	-
	Highest Price	-	-	-	-	-	-	-	-	-	-	-	-	-	-	-	-	-	-	-
	Lowest Price	-	-	-	-	-	-	-	-	-	-	-	-	-	-	-	-	-	-	-
Public Storage 4041 124th Ave SE, Bellevue, WA 98006	Current Price	\$112.71	\$112.71	\$118.25	\$105.33	-	-	-	-	-	\$155.00	-	-	-	-	-	-	-	-	-
	12 mo. trailing avg.	\$183.83	\$183.83	\$164.80	\$201.68	-	-	-	-	-	\$205.88	-	-	-	-	-	-	-	-	-
	Highest Price	\$391.00	\$391.00	\$391.00	\$373.00	-	-	-	-	-	\$281.00	-	-	-	-	-	-	-	-	-
	Lowest Price	\$58.00	\$58.00	\$63.00	\$58.00	-	-	-	-	-	\$136.00	-	-	-	-	-	-	-	-	-
Bel-Red Storage 1405 130th Ave N.E., Bellevue, WA 98005	Current Price	-	-	-	-	-	-	-	-	-	-	-	-	-	-	-	-	-	-	-
	12 mo. trailing avg.	-	-	-	-	-	-	-	-	-	-	-	-	-	-	-	-	-	-	-
	Highest Price	-	-	-	-	-	-	-	-	-	-	-	-	-	-	-	-	-	-	-
	Lowest Price	-	-	-	-	-	-	-	-	-	-	-	-	-	-	-	-	-	-	-
West Coast Self-Storage Bellevue 12399 Northup Way, Bellevue, WA 98005	Current Price	\$155.00	\$155.00	-	\$155.00	-	-	-	-	-	-	-	-	-	-	-	-	-	-	-
	12 mo. trailing avg.	\$226.53	\$226.53	-	\$226.53	-	-	-	-	-	-	-	-	-	-	-	-	-	-	-
	Highest Price	\$489.00	\$489.00	-	\$489.00	-	-	-	-	-	-	-	-	-	-	-	-	-	-	-
	Lowest Price	\$40.00	\$40.00	-	\$40.00	-	-	-	-	-	-	-	-	-	-	-	-	-	-	-
Safeguard Self Storage 1015 164th Ave NE, Bellevue, WA 98008	Current Price	-	-	-	-	-	-	-	-	-	-	-	-	-	-	-	-	-	-	-
	12 mo. trailing avg.	-	-	-	-	-	-	-	-	-	-	-	-	-	-	-	-	-	-	-
	Highest Price	-	-	-	-	-	-	-	-	-	-	-	-	-	-	-	-	-	-	-
	Lowest Price	-	-	-	-	-	-	-	-	-	-	-	-	-	-	-	-	-	-	-

12 Month Trailing Average Rate History Continued

Summary - 10x10 Reg (Premium, Upper Floor)

		ALL UNITS WITHOUT PARKING	ALL UNITS WITH PARKING	ALL REG	ALL CC	ALL PARKING	5X5 REG	5X5 CC	5X10 REG	5X10 CC	10X10 REG	10X10 CC	10X15 REG	10X15 CC	10X20 REG	10X20 CC	10X30 REG	10X30 CC	CAR PARKING	RV PARKING
Wine Storage Bellevue 1614 118th Ave SE 200, Bellevue, WA 98005	Current Price	-	-	-	-	-	-	-	-	-	-	-	-	-	-	-	-	-	-	-
	12 mo. trailing avg.	-	-	-	-	-	-	-	-	-	-	-	-	-	-	-	-	-	-	-
	Highest Price	-	-	-	-	-	-	-	-	-	-	-	-	-	-	-	-	-	-	-
	Lowest Price	-	-	-	-	-	-	-	-	-	-	-	-	-	-	-	-	-	-	-
Public Storage 1800 124th Ave NE, Bellevue, WA 98005	Current Price	-	-	-	-	-	-	-	-	-	-	-	-	-	-	-	-	-	-	-
	12 mo. trailing avg.	-	-	-	-	-	-	-	-	-	-	-	-	-	-	-	-	-	-	-
	Highest Price	-	-	-	-	-	-	-	-	-	-	-	-	-	-	-	-	-	-	-
	Lowest Price	-	-	-	-	-	-	-	-	-	-	-	-	-	-	-	-	-	-	-

Specific Unit - 10x10 Reg (Premium, Upper Floor)

		JAN 2022	FEB 2022	MAR 2022	APR 2022	MAY 2022	JUN 2022	JUL 2022	AUG 2022	SEP 2022	OCT 2022	NOV 2022	DEC 2022
Current Market Average Price		\$191.15	\$191.40	\$191.73	\$194.76	\$199.06	\$203.04	\$203.87	\$205.26	\$204.41	\$203.91	\$203.74	\$201.03
West Coast Self-Storage Bellevue 12399 Northup Way, Bellevue, WA 98005	12 mo. trailing avg.	-	-	-	-	-	-	-	-	-	-	-	-
	Highest Price	-	-	-	-	-	-	-	-	-	-	-	-
	Lowest Price	-	-	-	-	-	-	-	-	-	-	-	-
Safegard Self Storage 1015 164th Ave NE, Bellevue, WA 98008	12 mo. trailing avg.	-	-	-	-	-	-	-	-	-	-	-	-
	Highest Price	-	-	-	-	-	-	-	-	-	-	-	-
	Lowest Price	-	-	-	-	-	-	-	-	-	-	-	-
Wine Storage Bellevue 1614 118th Ave SE 200, Bellevue, WA 98005	12 mo. trailing avg.	-	-	-	-	-	-	-	-	-	-	-	-
	Highest Price	-	-	-	-	-	-	-	-	-	-	-	-
	Lowest Price	-	-	-	-	-	-	-	-	-	-	-	-

12 Month Trailing Average Rate History Continued

Specific Unit - 10x10 Reg (Premium, Upper Floor)

		JAN 2022	FEB 2022	MAR 2022	APR 2022	MAY 2022	JUN 2022	JUL 2022	AUG 2022	SEP 2022	OCT 2022	NOV 2022	DEC 2022
Public Storage 13640 Bel Red Road, Bellevue, WA 98005	12 mo. trailing avg.	\$184.93	\$184.23	\$182.91	\$181.30	\$184.32	\$186.05	\$186.75	\$188.18	\$184.86	\$187.09	\$188.01	\$186.19
	Highest Price	\$253.00	\$253.00	\$253.00	\$257.00	\$308.00	\$344.00	\$344.00	\$344.00	\$344.00	\$344.00	\$344.00	\$344.00
	Lowest Price	\$103.00	\$103.00	\$103.00	\$103.00	\$103.00	\$103.00	\$103.00	\$103.00	\$103.00	\$103.00	\$103.00	\$98.00
Public Storage 12385 Northup Way, Bellevue, WA 98005	12 mo. trailing avg.	-	-	-	-	-	-	-	-	-	-	-	-
	Highest Price	-	-	-	-	-	-	-	-	-	-	-	-
	Lowest Price	-	-	-	-	-	-	-	-	-	-	-	-
Public Storage 13105 SE 30th Street, Bellevue, WA 98005	12 mo. trailing avg.	\$202.85	\$203.73	\$202.65	\$212.09	\$216.32	\$219.43	\$217.18	\$216.80	\$219.32	\$215.34	\$216.25	\$213.29
	Highest Price	\$327.00	\$327.00	\$327.00	\$350.00	\$350.00	\$350.00	\$350.00	\$350.00	\$350.00	\$350.00	\$350.00	\$350.00
	Lowest Price	\$108.00	\$108.00	\$108.00	\$108.00	\$108.00	\$108.00	\$108.00	\$108.00	\$108.00	\$108.00	\$108.00	\$120.00
Public Storage 12465 Northup Way, Bellevue, WA 98005	12 mo. trailing avg.	-	-	-	-	-	-	-	-	-	-	-	-
	Highest Price	-	-	-	-	-	-	-	-	-	-	-	-
	Lowest Price	-	-	-	-	-	-	-	-	-	-	-	-
Public Storage 4041 124th Ave SE, Bellevue, WA 98006	12 mo. trailing avg.	\$192.00	\$192.56	\$194.43	\$197.47	\$202.13	\$208.30	\$211.67	\$214.16	\$212.44	\$211.39	\$209.27	\$205.88
	Highest Price	\$272.00	\$272.00	\$272.00	\$274.00	\$281.00	\$281.00	\$281.00	\$281.00	\$281.00	\$281.00	\$281.00	\$281.00
	Lowest Price	\$132.00	\$140.00	\$140.00	\$140.00	\$140.00	\$140.00	\$140.00	\$140.00	\$140.00	\$140.00	\$140.00	\$136.00
Public Storage 1800 124th Ave NE, Bellevue, WA 98005	12 mo. trailing avg.	-	-	-	-	-	-	-	-	-	-	-	-
	Highest Price	-	-	-	-	-	-	-	-	-	-	-	-
	Lowest Price	-	-	-	-	-	-	-	-	-	-	-	-
Bel-Red Storage 1405 130th Ave N.E., Bellevue, WA 98005	12 mo. trailing avg.	-	-	-	-	-	-	-	-	-	-	-	-
	Highest Price	-	-	-	-	-	-	-	-	-	-	-	-
	Lowest Price	-	-	-	-	-	-	-	-	-	-	-	-
Factoria Security Self Storage 13120 SE 30th Street, Bellevue, WA 98005	12 mo. trailing avg.	-	-	-	-	-	-	-	-	-	-	-	-
	Highest Price	-	-	-	-	-	-	-	-	-	-	-	-
	Lowest Price	-	-	-	-	-	-	-	-	-	-	-	-

12 Month Trailing Average Rate History Continued

Summary - 10x10 Reg (Value, Ground Floor)

		ALL UNITS WITHOUT PARKING	ALL UNITS WITH PARKING	ALL REG	ALL CC	ALL PARKING	5X5 REG	5X5 CC	5X10 REG	5X10 CC	10X10 REG	10X10 CC	10X15 REG	10X15 CC	10X20 REG	10X20 CC	10X30 REG	10X30 CC	CAR PARKING	RV PARKING
Current Market Average Price		\$221.95	\$220.93	\$194.24	\$265.25	-	-	-	-	-	\$158.71	-	-	-	-	-	-	-	-	-
Public Storage 13640 Bel Red Road, Bellevue, WA 98005	Current Price	\$192.40	\$192.40	\$192.40	-	-	-	-	-	-	\$141.00	-	-	-	-	-	-	-	-	-
	12 mo. trailing avg.	\$216.46	\$216.46	\$216.26	\$387.00	-	-	-	-	-	\$190.44	-	-	-	-	-	-	-	-	-
	Highest Price	\$809.00	\$809.00	\$809.00	\$525.00	-	-	-	-	-	\$355.00	-	-	-	-	-	-	-	-	-
	Lowest Price	\$52.00	\$52.00	\$52.00	\$249.00	-	-	-	-	-	\$100.00	-	-	-	-	-	-	-	-	-
Public Storage 12385 Northup Way, Bellevue, WA 98005	Current Price	\$197.67	\$200.57	\$250.75	\$91.50	-	-	-	-	-	\$118.00	-	-	-	-	-	-	-	-	-
	12 mo. trailing avg.	\$198.60	\$200.83	\$206.66	\$189.43	-	-	-	-	-	\$204.20	-	-	-	-	-	-	-	-	-
	Highest Price	\$582.00	\$582.00	\$582.00	\$515.00	-	-	-	-	-	\$288.00	-	-	-	-	-	-	-	-	-
	Lowest Price	\$58.00	\$58.00	\$71.00	\$58.00	-	-	-	-	-	\$118.00	-	-	-	-	-	-	-	-	-
Public Storage 13105 SE 30th Street, Bellevue, WA 98005	Current Price	\$286.67	\$286.67	\$286.67	-	-	-	-	-	-	\$204.00	-	-	-	-	-	-	-	-	-
	12 mo. trailing avg.	\$334.42	\$334.42	\$334.42	-	-	-	-	-	-	\$303.82	-	-	-	-	-	-	-	-	-
	Highest Price	\$645.00	\$645.00	\$645.00	-	-	-	-	-	-	\$384.00	-	-	-	-	-	-	-	-	-
	Lowest Price	\$109.00	\$109.00	\$109.00	-	-	-	-	-	-	\$200.00	-	-	-	-	-	-	-	-	-
Public Storage 12465 Northup Way, Bellevue, WA 98005	Current Price	\$117.75	\$117.75	\$117.75	-	-	-	-	-	-	\$116.00	-	-	-	-	-	-	-	-	-
	12 mo. trailing avg.	\$186.56	\$186.56	\$186.57	\$163.00	-	-	-	-	-	\$177.04	-	-	-	-	-	-	-	-	-
	Highest Price	\$625.00	\$625.00	\$625.00	\$163.00	-	-	-	-	-	\$257.00	-	-	-	-	-	-	-	-	-
	Lowest Price	\$51.00	\$51.00	\$51.00	\$163.00	-	-	-	-	-	\$119.00	-	-	-	-	-	-	-	-	-
Public Storage 4041 124th Ave SE, Bellevue, WA 98006	Current Price	\$261.00	\$241.00	\$261.00	-	-	-	-	-	-	\$222.00	-	-	-	-	-	-	-	-	-
	12 mo. trailing avg.	\$286.90	\$285.45	\$286.90	-	-	-	-	-	-	\$267.18	-	-	-	-	-	-	-	-	-
	Highest Price	\$531.00	\$531.00	\$531.00	-	-	-	-	-	-	\$350.00	-	-	-	-	-	-	-	-	-
	Lowest Price	\$76.00	\$76.00	\$76.00	-	-	-	-	-	-	\$200.00	-	-	-	-	-	-	-	-	-

12 Month Trailing Average Rate History Continued

Summary - 10x10 Reg (Value, Ground Floor)

		ALL UNITS WITHOUT PARKING	ALL UNITS WITH PARKING	ALL REG	ALL CC	ALL PARKING	5X5 REG	5X5 CC	5X10 REG	5X10 CC	10X10 REG	10X10 CC	10X15 REG	10X15 CC	10X20 REG	10X20 CC	10X30 REG	10X30 CC	CAR PARKING	RV PARKING
Bel-Red Storage 1405 130th Ave N.E., Bellevue, WA 98005	Current Price	\$353.17	\$353.17	-	\$353.17	-	-	-	-	-	-	-	-	-	-	-	-	-	-	-
	12 mo. trailing avg.	\$283.89	\$283.89	\$462.00	\$283.60	-	-	-	-	-	-	-	-	-	-	-	-	-	-	-
	Highest Price	\$714.00	\$714.00	\$462.00	\$714.00	-	-	-	-	-	-	-	-	-	-	-	-	-	-	-
	Lowest Price	\$99.00	\$99.00	\$462.00	\$99.00	-	-	-	-	-	-	-	-	-	-	-	-	-	-	-
Safeguard Self Storage 1015 164th Ave NE, Bellevue, WA 98008	Current Price	\$150.00	\$150.00	\$150.00	-	-	-	-	-	-	\$150.00	-	-	-	-	-	-	-	-	-
	12 mo. trailing avg.	\$150.00	\$150.00	\$150.00	-	-	-	-	-	-	\$150.00	-	-	-	-	-	-	-	-	-
	Highest Price	\$150.00	\$150.00	\$150.00	-	-	-	-	-	-	\$150.00	-	-	-	-	-	-	-	-	-
	Lowest Price	\$150.00	\$150.00	\$150.00	-	-	-	-	-	-	\$150.00	-	-	-	-	-	-	-	-	-
Wine Storage Bellevue 1614 118th Ave SE 200, Bellevue, WA 98005	Current Price	-	-	-	-	-	-	-	-	-	-	-	-	-	-	-	-	-	-	-
	12 mo. trailing avg.	-	-	-	-	-	-	-	-	-	-	-	-	-	-	-	-	-	-	-
	Highest Price	-	-	-	-	-	-	-	-	-	-	-	-	-	-	-	-	-	-	-
	Lowest Price	-	-	-	-	-	-	-	-	-	-	-	-	-	-	-	-	-	-	-
Public Storage 1800 124th Ave NE, Bellevue, WA 98005	Current Price	\$115.00	\$128.80	\$115.00	-	-	-	-	-	-	\$160.00	-	-	-	-	-	-	-	-	-
	12 mo. trailing avg.	\$235.04	\$233.17	\$235.04	-	-	-	-	-	-	\$241.22	-	-	-	-	-	-	-	-	-
	Highest Price	\$685.00	\$685.00	\$685.00	-	-	-	-	-	-	\$340.00	-	-	-	-	-	-	-	-	-
	Lowest Price	\$55.00	\$55.00	\$55.00	-	-	-	-	-	-	\$155.00	-	-	-	-	-	-	-	-	-
West Coast Self-Storage Bellevue 12399 Northup Way, Bellevue, WA 98005	Current Price	\$227.33	\$227.33	-	\$227.33	-	-	-	-	-	-	-	-	-	-	-	-	-	-	-
	12 mo. trailing avg.	\$237.53	\$237.53	-	\$237.53	-	-	-	-	-	-	-	-	-	-	-	-	-	-	-
	Highest Price	\$509.00	\$509.00	-	\$509.00	-	-	-	-	-	-	-	-	-	-	-	-	-	-	-
	Lowest Price	\$45.00	\$45.00	-	\$45.00	-	-	-	-	-	-	-	-	-	-	-	-	-	-	-
Factoria Security Self Storage 13120 SE 30th Street, Bellevue, WA 98005	Current Price	\$237.83	\$240.86	\$167.00	\$252.00	-	-	-	-	-	-	-	-	-	-	-	-	-	-	-
	12 mo. trailing avg.	\$258.77	\$259.01	\$198.13	\$259.62	-	-	-	-	-	-	-	-	-	-	-	-	-	-	-
	Highest Price	\$649.00	\$649.00	\$531.00	\$649.00	-	-	-	-	-	-	-	-	-	-	-	-	-	-	-
	Lowest Price	\$79.00	\$79.00	\$149.00	\$79.00	-	-	-	-	-	-	-	-	-	-	-	-	-	-	-

12 Month Trailing Average Rate History Continued

Specific Unit - 10x10 Reg (Value, Ground Floor)

		JAN 2022	FEB 2022	MAR 2022	APR 2022	MAY 2022	JUN 2022	JUL 2022	AUG 2022	SEP 2022	OCT 2022	NOV 2022	DEC 2022
Current Market Average Price		\$190.53	\$191.42	\$192.85	\$194.41	\$196.18	\$200.79	\$204.82	\$207.18	\$207.09	\$203.88	\$204.29	\$203.79
Bel-Red Storage 1405 130th Ave N.E., Bellevue, WA 98005	12 mo. trailing avg.	-	-	-	-	-	-	-	-	-	-	-	-
	Highest Price	-	-	-	-	-	-	-	-	-	-	-	-
	Lowest Price	-	-	-	-	-	-	-	-	-	-	-	-
Factoria Security Self Storage 13120 SE 30th Street, Bellevue, WA 98005	12 mo. trailing avg.	\$212.33	\$215.17	\$219.24	\$222.81	\$225.63	\$227.00	\$229.19	\$233.11	\$234.00	\$234.00	-	-
	Highest Price	\$252.00	\$252.00	\$252.00	\$252.00	\$252.00	\$252.00	\$252.00	\$234.00	\$234.00	\$234.00	-	-
	Lowest Price	\$189.00	\$189.00	\$189.00	\$206.00	\$210.00	\$219.00	\$219.00	\$229.00	\$234.00	\$234.00	-	-
Public Storage 13640 Bel Red Road, Bellevue, WA 98005	12 mo. trailing avg.	\$193.17	\$192.66	\$190.94	\$186.76	\$185.79	\$187.72	\$188.05	\$188.71	\$184.98	\$185.88	\$190.20	\$190.44
	Highest Price	\$252.00	\$252.00	\$252.00	\$252.00	\$290.00	\$355.00	\$355.00	\$355.00	\$355.00	\$355.00	\$355.00	\$355.00
	Lowest Price	\$106.00	\$106.00	\$106.00	\$106.00	\$106.00	\$106.00	\$106.00	\$106.00	\$106.00	\$106.00	\$106.00	\$100.00
Public Storage 12385 Northup Way, Bellevue, WA 98005	12 mo. trailing avg.	\$197.51	\$199.60	\$200.05	\$203.52	\$206.78	\$211.99	\$221.25	\$222.26	\$219.45	\$211.11	\$207.00	\$204.20
	Highest Price	\$346.00	\$346.00	\$346.00	\$346.00	\$346.00	\$346.00	\$346.00	\$346.00	\$346.00	\$309.00	\$288.00	\$288.00
	Lowest Price	\$119.00	\$134.00	\$134.00	\$134.00	\$134.00	\$134.00	\$134.00	\$134.00	\$134.00	\$134.00	\$134.00	\$118.00
Public Storage 13105 SE 30th Street, Bellevue, WA 98005	12 mo. trailing avg.	\$255.63	\$261.80	\$266.95	\$266.95	\$268.39	\$285.95	\$287.65	\$296.11	\$303.37	\$302.43	\$315.77	\$303.82
	Highest Price	\$364.00	\$364.00	\$364.00	\$364.00	\$364.00	\$384.00	\$384.00	\$384.00	\$384.00	\$384.00	\$384.00	\$384.00
	Lowest Price	\$165.00	\$201.00	\$201.00	\$201.00	\$201.00	\$201.00	\$201.00	\$201.00	\$201.00	\$201.00	\$201.00	\$200.00
Public Storage 12465 Northup Way, Bellevue, WA 98005	12 mo. trailing avg.	\$180.85	\$181.10	\$181.35	\$182.75	\$186.28	\$188.61	\$190.08	\$190.22	\$187.25	\$180.02	\$180.00	\$177.04
	Highest Price	\$295.00	\$295.00	\$295.00	\$295.00	\$295.00	\$295.00	\$295.00	\$295.00	\$295.00	\$289.00	\$257.00	\$257.00
	Lowest Price	\$119.00	\$119.00	\$119.00	\$119.00	\$119.00	\$119.00	\$119.00	\$119.00	\$119.00	\$119.00	\$119.00	\$119.00
Public Storage 4041 124th Ave SE, Bellevue, WA 98006	12 mo. trailing avg.	\$246.88	\$247.15	\$257.88	\$267.38	\$267.38	\$268.52	\$274.14	\$274.07	\$273.68	\$273.68	\$275.09	\$267.18
	Highest Price	\$292.00	\$292.00	\$308.00	\$350.00	\$350.00	\$350.00	\$350.00	\$350.00	\$350.00	\$350.00	\$350.00	\$350.00
	Lowest Price	\$200.00	\$200.00	\$200.00	\$200.00	\$200.00	\$200.00	\$200.00	\$200.00	\$200.00	\$200.00	\$200.00	\$200.00
West Coast Self-Storage Bellevue 12399 Northup Way, Bellevue, WA 98005	12 mo. trailing avg.	-	-	-	-	-	-	-	-	-	-	-	-
	Highest Price	-	-	-	-	-	-	-	-	-	-	-	-
	Lowest Price	-	-	-	-	-	-	-	-	-	-	-	-
Safeguard Self Storage 1015 164th Ave NE, Bellevue, WA 98008	12 mo. trailing avg.	\$150.00	\$150.00	\$150.00	\$150.00	\$150.00	\$150.00	\$150.00	\$150.00	\$150.00	\$150.00	\$150.00	\$150.00
	Highest Price	\$150.00	\$150.00	\$150.00	\$150.00	\$150.00	\$150.00	\$150.00	\$150.00	\$150.00	\$150.00	\$150.00	\$150.00
	Lowest Price	\$150.00	\$150.00	\$150.00	\$150.00	\$150.00	\$150.00	\$150.00	\$150.00	\$150.00	\$150.00	\$150.00	\$150.00

12 Month Trailing Average Rate History Continued

Specific Unit - 10x10 Reg (Value, Ground Floor)

		JAN 2022	FEB 2022	MAR 2022	APR 2022	MAY 2022	JUN 2022	JUL 2022	AUG 2022	SEP 2022	OCT 2022	NOV 2022	DEC 2022
Wine Storage Bellevue 1614 118th Ave SE 200, Bellevue, WA 98005	12 mo. trailing avg.	-	-	-	-	-	-	-	-	-	-	-	-
	Highest Price	-	-	-	-	-	-	-	-	-	-	-	-
	Lowest Price	-	-	-	-	-	-	-	-	-	-	-	-
Public Storage 1800 124th Ave NE, Bellevue, WA 98005	12 mo. trailing avg.	\$210.96	\$212.87	\$214.91	\$220.02	\$227.96	\$240.24	\$245.41	\$245.63	\$242.67	\$235.03	\$240.94	\$241.22
	Highest Price	\$352.00	\$352.00	\$352.00	\$352.00	\$352.00	\$352.00	\$352.00	\$352.00	\$352.00	\$352.00	\$340.00	\$340.00
	Lowest Price	\$143.00	\$155.00	\$155.00	\$155.00	\$155.00	\$155.00	\$155.00	\$155.00	\$155.00	\$155.00	\$155.00	\$155.00

Summary - 10x10 Reg (Value, Upper Floor)

		ALL UNITS WITHOUT PARKING	ALL UNITS WITH PARKING	ALL REG	ALL CC	ALL PARKING	5X5 REG	5X5 CC	5X10 REG	5X10 CC	10X10 REG	10X10 CC	10X15 REG	10X15 CC	10X20 REG	10X20 CC	10X30 REG	10X30 CC	CAR PARKING	RV PARKING
Current Market Average Price		\$128.55	\$128.55	\$130.00	\$127.09	-	-	-	-	-	\$120.00	-	-	-	-	-	-	-	-	-
Public Storage 13640 Bel Red Road, Bellevue, WA 98005	Current Price	\$152.20	\$152.20	\$152.20	-	-	-	-	-	-	\$100.00	-	-	-	-	-	-	-	-	-
	12 mo. trailing avg.	\$195.40	\$195.40	\$195.40	-	-	-	-	-	-	\$186.19	-	-	-	-	-	-	-	-	-
	Highest Price	\$552.00	\$552.00	\$552.00	-	-	-	-	-	-	\$344.00	-	-	-	-	-	-	-	-	-
	Lowest Price	\$59.00	\$59.00	\$59.00	-	-	-	-	-	-	\$98.00	-	-	-	-	-	-	-	-	-
Public Storage 12385 Northup Way, Bellevue, WA 98005	Current Price	\$105.00	\$105.00	-	\$105.00	-	-	-	-	-	-	-	-	-	-	-	-	-	-	-
	12 mo. trailing avg.	\$176.96	\$176.96	-	\$176.96	-	-	-	-	-	-	-	-	-	-	-	-	-	-	-
	Highest Price	\$392.00	\$392.00	-	\$392.00	-	-	-	-	-	-	-	-	-	-	-	-	-	-	-
	Lowest Price	\$78.00	\$78.00	-	\$78.00	-	-	-	-	-	-	-	-	-	-	-	-	-	-	-
Public Storage 13105 SE 30th Street, Bellevue, WA 98005	Current Price	\$98.00	\$98.00	\$98.00	-	-	-	-	-	-	\$105.00	-	-	-	-	-	-	-	-	-
	12 mo. trailing avg.	\$146.74	\$146.74	\$146.74	-	-	-	-	-	-	\$213.29	-	-	-	-	-	-	-	-	-
	Highest Price	\$350.00	\$350.00	\$350.00	-	-	-	-	-	-	\$350.00	-	-	-	-	-	-	-	-	-
	Lowest Price	\$53.00	\$53.00	\$53.00	-	-	-	-	-	-	\$120.00	-	-	-	-	-	-	-	-	-

12 Month Trailing Average Rate History Continued

Summary - 10x10 Reg (Value, Upper Floor)

		ALL UNITS WITHOUT PARKING	ALL UNITS WITH PARKING	ALL REG	ALL CC	ALL PARKING	5X5 REG	5X5 CC	5X10 REG	5X10 CC	10X10 REG	10X10 CC	10X15 REG	10X15 CC	10X20 REG	10X20 CC	10X30 REG	10X30 CC	CAR PARKING	RV PARKING
Public Storage 12465 Northup Way, Bellevue, WA 98005	Current Price	-	-	-	-	-	-	-	-	-	-	-	-	-	-	-	-	-	-	-
	12 mo. trailing avg.	-	-	-	-	-	-	-	-	-	-	-	-	-	-	-	-	-	-	-
	Highest Price	-	-	-	-	-	-	-	-	-	-	-	-	-	-	-	-	-	-	-
	Lowest Price	-	-	-	-	-	-	-	-	-	-	-	-	-	-	-	-	-	-	-
Public Storage 4041 124th Ave SE, Bellevue, WA 98006	Current Price	\$112.71	\$112.71	\$118.25	\$105.33	-	-	-	-	-	\$155.00	-	-	-	-	-	-	-	-	-
	12 mo. trailing avg.	\$183.83	\$183.83	\$164.80	\$201.68	-	-	-	-	-	\$205.88	-	-	-	-	-	-	-	-	-
	Highest Price	\$391.00	\$391.00	\$391.00	\$373.00	-	-	-	-	-	\$281.00	-	-	-	-	-	-	-	-	-
	Lowest Price	\$58.00	\$58.00	\$63.00	\$58.00	-	-	-	-	-	\$136.00	-	-	-	-	-	-	-	-	-
Factoria Security Self Storage 13120 SE 30th Street, Bellevue, WA 98005	Current Price	-	-	-	-	-	-	-	-	-	-	-	-	-	-	-	-	-	-	-
	12 mo. trailing avg.	-	-	-	-	-	-	-	-	-	-	-	-	-	-	-	-	-	-	-
	Highest Price	-	-	-	-	-	-	-	-	-	-	-	-	-	-	-	-	-	-	-
	Lowest Price	-	-	-	-	-	-	-	-	-	-	-	-	-	-	-	-	-	-	-
West Coast Self- Storage Bellevue 12399 Northup Way, Bellevue, WA 98005	Current Price	\$153.40	\$153.40	-	\$153.40	-	-	-	-	-	-	-	-	-	-	-	-	-	-	-
	12 mo. trailing avg.	\$222.59	\$222.59	-	\$222.59	-	-	-	-	-	-	-	-	-	-	-	-	-	-	-
	Highest Price	\$489.00	\$489.00	-	\$489.00	-	-	-	-	-	-	-	-	-	-	-	-	-	-	-
	Lowest Price	\$40.00	\$40.00	-	\$40.00	-	-	-	-	-	-	-	-	-	-	-	-	-	-	-
Safegard Self Storage 1015 164th Ave NE, Bellevue, WA 98008	Current Price	-	-	-	-	-	-	-	-	-	-	-	-	-	-	-	-	-	-	-
	12 mo. trailing avg.	-	-	-	-	-	-	-	-	-	-	-	-	-	-	-	-	-	-	-
	Highest Price	-	-	-	-	-	-	-	-	-	-	-	-	-	-	-	-	-	-	-
	Lowest Price	-	-	-	-	-	-	-	-	-	-	-	-	-	-	-	-	-	-	-
Wine Storage Bellevue 1614 118th Ave SE 200, Bellevue, WA 98005	Current Price	-	-	-	-	-	-	-	-	-	-	-	-	-	-	-	-	-	-	-
	12 mo. trailing avg.	-	-	-	-	-	-	-	-	-	-	-	-	-	-	-	-	-	-	-
	Highest Price	-	-	-	-	-	-	-	-	-	-	-	-	-	-	-	-	-	-	-
	Lowest Price	-	-	-	-	-	-	-	-	-	-	-	-	-	-	-	-	-	-	-

12 Month Trailing Average Rate History Continued

Summary - 10x10 Reg (Value, Upper Floor)

		ALL UNITS WITHOUT PARKING	ALL UNITS WITH PARKING	ALL REG	ALL CC	ALL PARKING	5X5 REG	5X5 CC	5X10 REG	5X10 CC	10X10 REG	10X10 CC	10X15 REG	10X15 CC	10X20 REG	10X20 CC	10X30 REG	10X30 CC	CAR PARKING	RV PARKING
Bel-Red Storage 1405 130th Ave N.E., Bellevue, WA 98005	Current Price	-	-	-	-	-	-	-	-	-	-	-	-	-	-	-	-	-	-	-
	12 mo. trailing avg.	-	-	-	-	-	-	-	-	-	-	-	-	-	-	-	-	-	-	-
	Highest Price	-	-	-	-	-	-	-	-	-	-	-	-	-	-	-	-	-	-	-
	Lowest Price	-	-	-	-	-	-	-	-	-	-	-	-	-	-	-	-	-	-	-
Public Storage 1800 124th Ave NE, Bellevue, WA 98005	Current Price	-	-	-	-	-	-	-	-	-	-	-	-	-	-	-	-	-	-	-
	12 mo. trailing avg.	-	-	-	-	-	-	-	-	-	-	-	-	-	-	-	-	-	-	-
	Highest Price	-	-	-	-	-	-	-	-	-	-	-	-	-	-	-	-	-	-	-
	Lowest Price	-	-	-	-	-	-	-	-	-	-	-	-	-	-	-	-	-	-	-

Specific Unit - 10x10 Reg (Value, Upper Floor)

		JAN 2022	FEB 2022	MAR 2022	APR 2022	MAY 2022	JUN 2022	JUL 2022	AUG 2022	SEP 2022	OCT 2022	NOV 2022	DEC 2022
Current Market Average Price		\$191.15	\$191.40	\$191.73	\$194.76	\$199.06	\$203.04	\$203.87	\$205.26	\$204.41	\$203.91	\$203.74	\$201.03
Public Storage 13640 Bel Red Road, Bellevue, WA 98005	12 mo. trailing avg.	\$184.93	\$184.23	\$182.91	\$181.30	\$184.32	\$186.05	\$186.75	\$188.18	\$184.86	\$187.09	\$188.01	\$186.19
	Highest Price	\$253.00	\$253.00	\$253.00	\$257.00	\$308.00	\$344.00	\$344.00	\$344.00	\$344.00	\$344.00	\$344.00	\$344.00
	Lowest Price	\$103.00	\$103.00	\$103.00	\$103.00	\$103.00	\$103.00	\$103.00	\$103.00	\$103.00	\$103.00	\$103.00	\$98.00
Public Storage 12385 Northup Way, Bellevue, WA 98005	12 mo. trailing avg.	-	-	-	-	-	-	-	-	-	-	-	-
	Highest Price	-	-	-	-	-	-	-	-	-	-	-	-
	Lowest Price	-	-	-	-	-	-	-	-	-	-	-	-
Public Storage 13105 SE 30th Street, Bellevue, WA 98005	12 mo. trailing avg.	\$202.85	\$203.73	\$202.65	\$212.09	\$216.32	\$219.43	\$217.18	\$216.80	\$219.32	\$215.34	\$216.25	\$213.29
	Highest Price	\$327.00	\$327.00	\$327.00	\$350.00	\$350.00	\$350.00	\$350.00	\$350.00	\$350.00	\$350.00	\$350.00	\$350.00
	Lowest Price	\$108.00	\$108.00	\$108.00	\$108.00	\$108.00	\$108.00	\$108.00	\$108.00	\$108.00	\$108.00	\$108.00	\$120.00

12 Month Trailing Average Rate History Continued

Specific Unit - 10x10 Reg (Value, Upper Floor)

		JAN 2022	FEB 2022	MAR 2022	APR 2022	MAY 2022	JUN 2022	JUL 2022	AUG 2022	SEP 2022	OCT 2022	NOV 2022	DEC 2022
Public Storage 12465 Northup Way, Bellevue, WA 98005	12 mo. trailing avg.	-	-	-	-	-	-	-	-	-	-	-	-
	Highest Price	-	-	-	-	-	-	-	-	-	-	-	-
	Lowest Price	-	-	-	-	-	-	-	-	-	-	-	-
Public Storage 4041 124th Ave SE, Bellevue, WA 98006	12 mo. trailing avg.	\$192.00	\$192.56	\$194.43	\$197.47	\$202.13	\$208.30	\$211.67	\$214.16	\$212.44	\$211.39	\$209.27	\$205.88
	Highest Price	\$272.00	\$272.00	\$272.00	\$274.00	\$281.00	\$281.00	\$281.00	\$281.00	\$281.00	\$281.00	\$281.00	\$281.00
	Lowest Price	\$132.00	\$140.00	\$140.00	\$140.00	\$140.00	\$140.00	\$140.00	\$140.00	\$140.00	\$140.00	\$140.00	\$136.00
Bel-Red Storage 1405 130th Ave N.E., Bellevue, WA 98005	12 mo. trailing avg.	-	-	-	-	-	-	-	-	-	-	-	-
	Highest Price	-	-	-	-	-	-	-	-	-	-	-	-
	Lowest Price	-	-	-	-	-	-	-	-	-	-	-	-
West Coast Self-Storage Bellevue 12399 Northup Way, Bellevue, WA 98005	12 mo. trailing avg.	-	-	-	-	-	-	-	-	-	-	-	-
	Highest Price	-	-	-	-	-	-	-	-	-	-	-	-
	Lowest Price	-	-	-	-	-	-	-	-	-	-	-	-
Factoria Security Self Storage 13120 SE 30th Street, Bellevue, WA 98005	12 mo. trailing avg.	-	-	-	-	-	-	-	-	-	-	-	-
	Highest Price	-	-	-	-	-	-	-	-	-	-	-	-
	Lowest Price	-	-	-	-	-	-	-	-	-	-	-	-
Public Storage 1800 124th Ave NE, Bellevue, WA 98005	12 mo. trailing avg.	-	-	-	-	-	-	-	-	-	-	-	-
	Highest Price	-	-	-	-	-	-	-	-	-	-	-	-
	Lowest Price	-	-	-	-	-	-	-	-	-	-	-	-
Safegard Self Storage 1015 164th Ave NE, Bellevue, WA 98008	12 mo. trailing avg.	-	-	-	-	-	-	-	-	-	-	-	-
	Highest Price	-	-	-	-	-	-	-	-	-	-	-	-
	Lowest Price	-	-	-	-	-	-	-	-	-	-	-	-
Wine Storage Bellevue 1614 118th Ave SE 200, Bellevue, WA 98005	12 mo. trailing avg.	-	-	-	-	-	-	-	-	-	-	-	-
	Highest Price	-	-	-	-	-	-	-	-	-	-	-	-
	Lowest Price	-	-	-	-	-	-	-	-	-	-	-	-

12 Month Trailing Average Rate History Continued

Summary - 10x10 CC (Premium, Ground Floor)

		ALL UNITS WITHOUT PARKING	ALL UNITS WITH PARKING	ALL REG	ALL CC	ALL PARKING	5X5 REG	5X5 CC	5X10 REG	5X10 CC	10X10 REG	10X10 CC	10X15 REG	10X15 CC	10X20 REG	10X20 CC	10X30 REG	10X30 CC	CAR PARKING	RV PARKING
Current Market Average Price		\$233.10	\$231.09	\$202.44	\$281.00	-	-	-	-	-	-	\$256.33	-	-	-	-	-	-	-	-
Bel-Red Storage 1405 130th Ave N.E., Bellevue, WA 98005	Current Price	\$353.17	\$353.17	-	\$353.17	-	-	-	-	-	-	\$262.00	-	-	-	-	-	-	-	-
	12 mo. trailing avg.	\$285.68	\$285.68	\$462.00	\$285.39	-	-	-	-	-	-	\$261.39	-	-	-	-	-	-	-	-
	Highest Price	\$714.00	\$714.00	\$462.00	\$714.00	-	-	-	-	-	-	\$328.00	-	-	-	-	-	-	-	-
	Lowest Price	\$104.00	\$104.00	\$462.00	\$104.00	-	-	-	-	-	-	\$219.00	-	-	-	-	-	-	-	-
Public Storage 1800 124th Ave NE, Bellevue, WA 98005	Current Price	\$123.50	\$135.60	\$123.50	-	-	-	-	-	-	-	-	-	-	-	-	-	-	-	-
	12 mo. trailing avg.	\$243.09	\$240.76	\$243.09	-	-	-	-	-	-	-	-	-	-	-	-	-	-	-	-
	Highest Price	\$685.00	\$685.00	\$685.00	-	-	-	-	-	-	-	-	-	-	-	-	-	-	-	-
	Lowest Price	\$55.00	\$55.00	\$55.00	-	-	-	-	-	-	-	-	-	-	-	-	-	-	-	-
Safeguard Self Storage 1015 164th Ave NE, Bellevue, WA 98008	Current Price	\$150.00	\$150.00	\$150.00	-	-	-	-	-	-	-	-	-	-	-	-	-	-	-	-
	12 mo. trailing avg.	\$150.00	\$150.00	\$150.00	-	-	-	-	-	-	-	-	-	-	-	-	-	-	-	-
	Highest Price	\$150.00	\$150.00	\$150.00	-	-	-	-	-	-	-	-	-	-	-	-	-	-	-	-
	Lowest Price	\$150.00	\$150.00	\$150.00	-	-	-	-	-	-	-	-	-	-	-	-	-	-	-	-
Wine Storage Bellevue 1614 118th Ave SE 200, Bellevue, WA 98005	Current Price	-	-	-	-	-	-	-	-	-	-	-	-	-	-	-	-	-	-	-
	12 mo. trailing avg.	-	-	-	-	-	-	-	-	-	-	-	-	-	-	-	-	-	-	-
	Highest Price	-	-	-	-	-	-	-	-	-	-	-	-	-	-	-	-	-	-	-
	Lowest Price	-	-	-	-	-	-	-	-	-	-	-	-	-	-	-	-	-	-	-
Public Storage 13640 Bel Red Road, Bellevue, WA 98005	Current Price	\$192.40	\$192.40	\$192.40	-	-	-	-	-	-	-	-	-	-	-	-	-	-	-	-
	12 mo. trailing avg.	\$217.58	\$217.58	\$217.38	\$387.00	-	-	-	-	-	-	\$249.00	-	-	-	-	-	-	-	-
	Highest Price	\$809.00	\$809.00	\$809.00	\$525.00	-	-	-	-	-	-	\$249.00	-	-	-	-	-	-	-	-
	Lowest Price	\$52.00	\$52.00	\$52.00	\$249.00	-	-	-	-	-	-	\$249.00	-	-	-	-	-	-	-	-

12 Month Trailing Average Rate History Continued

Summary - 10x10 CC (Premium, Ground Floor)

		ALL UNITS WITHOUT PARKING	ALL UNITS WITH PARKING	ALL REG	ALL CC	ALL PARKING	5X5 REG	5X5 CC	5X10 REG	5X10 CC	10X10 REG	10X10 CC	10X15 REG	10X15 CC	10X20 REG	10X20 CC	10X30 REG	10X30 CC	CAR PARKING	RV PARKING
Public Storage 12385 Northup Way, Bellevue, WA 98005	Current Price	\$207.83	\$209.29	\$265.75	\$92.00	-	-	-	-	-	-	-	-	-	-	-	-	-	-	-
	12 mo. trailing avg.	\$207.27	\$209.50	\$217.61	\$195.54	-	-	-	-	-	-	\$223.35	-	-	-	-	-	-	-	-
	Highest Price	\$582.00	\$582.00	\$582.00	\$515.00	-	-	-	-	-	-	\$286.00	-	-	-	-	-	-	-	-
	Lowest Price	\$58.00	\$58.00	\$71.00	\$58.00	-	-	-	-	-	-	\$170.00	-	-	-	-	-	-	-	-
Public Storage 13105 SE 30th Street, Bellevue, WA 98005	Current Price	\$293.33	\$293.33	\$293.33	-	-	-	-	-	-	-	-	-	-	-	-	-	-	-	-
	12 mo. trailing avg.	\$334.83	\$334.83	\$334.83	-	-	-	-	-	-	-	-	-	-	-	-	-	-	-	-
	Highest Price	\$645.00	\$645.00	\$645.00	-	-	-	-	-	-	-	-	-	-	-	-	-	-	-	-
	Lowest Price	\$109.00	\$109.00	\$109.00	-	-	-	-	-	-	-	-	-	-	-	-	-	-	-	-
Public Storage 12465 Northup Way, Bellevue, WA 98005	Current Price	\$140.50	\$140.50	\$140.50	-	-	-	-	-	-	-	-	-	-	-	-	-	-	-	-
	12 mo. trailing avg.	\$210.68	\$210.68	\$210.71	\$163.00	-	-	-	-	-	-	\$163.00	-	-	-	-	-	-	-	-
	Highest Price	\$625.00	\$625.00	\$625.00	\$163.00	-	-	-	-	-	-	\$163.00	-	-	-	-	-	-	-	-
	Lowest Price	\$51.00	\$51.00	\$51.00	\$163.00	-	-	-	-	-	-	\$163.00	-	-	-	-	-	-	-	-
Public Storage 4041 124th Ave SE, Bellevue, WA 98006	Current Price	\$261.00	\$241.00	\$261.00	-	-	-	-	-	-	-	-	-	-	-	-	-	-	-	-
	12 mo. trailing avg.	\$286.90	\$285.45	\$286.90	-	-	-	-	-	-	-	-	-	-	-	-	-	-	-	-
	Highest Price	\$531.00	\$531.00	\$531.00	-	-	-	-	-	-	-	-	-	-	-	-	-	-	-	-
	Lowest Price	\$76.00	\$76.00	\$76.00	-	-	-	-	-	-	-	-	-	-	-	-	-	-	-	-
Factoria Security Self Storage 13120 SE 30th Street, Bellevue, WA 98005	Current Price	\$279.67	\$276.71	\$167.00	\$302.20	-	-	-	-	-	-	\$298.00	-	-	-	-	-	-	-	-
	12 mo. trailing avg.	\$305.92	\$303.62	\$198.13	\$307.44	-	-	-	-	-	-	\$309.75	-	-	-	-	-	-	-	-
	Highest Price	\$651.00	\$651.00	\$531.00	\$651.00	-	-	-	-	-	-	\$364.00	-	-	-	-	-	-	-	-
	Lowest Price	\$89.00	\$89.00	\$149.00	\$89.00	-	-	-	-	-	-	\$245.00	-	-	-	-	-	-	-	-
West Coast Self- Storage Bellevue 12399 Northup Way, Bellevue, WA 98005	Current Price	\$227.33	\$227.33	-	\$227.33	-	-	-	-	-	-	\$209.00	-	-	-	-	-	-	-	-
	12 mo. trailing avg.	\$237.55	\$237.55	-	\$237.55	-	-	-	-	-	-	\$286.40	-	-	-	-	-	-	-	-
	Highest Price	\$509.00	\$509.00	-	\$509.00	-	-	-	-	-	-	\$309.00	-	-	-	-	-	-	-	-
	Lowest Price	\$45.00	\$45.00	-	\$45.00	-	-	-	-	-	-	\$150.00	-	-	-	-	-	-	-	-

12 Month Trailing Average Rate History Continued

Specific Unit - 10x10 CC (Premium, Ground Floor)

		JAN 2022	FEB 2022	MAR 2022	APR 2022	MAY 2022	JUN 2022	JUL 2022	AUG 2022	SEP 2022	OCT 2022	NOV 2022	DEC 2022
Current Market Average Price		\$263.15	\$261.44	\$259.89	\$260.30	\$261.06	\$264.28	\$267.38	\$269.90	\$272.99	\$275.71	\$279.32	\$278.72
Public Storage 13640 Bel Red Road, Bellevue, WA 98005	12 mo. trailing avg.	-	-	-	-	-	\$249.00	\$249.00	\$249.00	\$249.00	\$249.00	\$249.00	\$249.00
	Highest Price	-	-	-	-	-	\$249.00	\$249.00	\$249.00	\$249.00	\$249.00	\$249.00	\$249.00
	Lowest Price	-	-	-	-	-	\$249.00	\$249.00	\$249.00	\$249.00	\$249.00	\$249.00	\$249.00
Public Storage 12385 Northup Way, Bellevue, WA 98005	12 mo. trailing avg.	\$221.02	\$221.32	\$223.61	\$224.61	\$232.00	\$232.00	\$232.19	\$231.98	\$233.28	\$233.28	\$233.28	\$223.35
	Highest Price	\$255.00	\$255.00	\$280.00	\$280.00	\$280.00	\$280.00	\$286.00	\$286.00	\$286.00	\$286.00	\$286.00	\$286.00
	Lowest Price	\$178.00	\$178.00	\$177.00	\$177.00	\$177.00	\$177.00	\$177.00	\$177.00	\$177.00	\$177.00	\$177.00	\$170.00
Public Storage 13105 SE 30th Street, Bellevue, WA 98005	12 mo. trailing avg.	-	-	-	-	-	-	-	-	-	-	-	-
	Highest Price	-	-	-	-	-	-	-	-	-	-	-	-
	Lowest Price	-	-	-	-	-	-	-	-	-	-	-	-
Public Storage 12465 Northup Way, Bellevue, WA 98005	12 mo. trailing avg.	-	-	-	-	-	\$163.00	\$163.00	\$163.00	\$163.00	\$163.00	\$163.00	\$163.00
	Highest Price	-	-	-	-	-	\$163.00	\$163.00	\$163.00	\$163.00	\$163.00	\$163.00	\$163.00
	Lowest Price	-	-	-	-	-	\$163.00	\$163.00	\$163.00	\$163.00	\$163.00	\$163.00	\$163.00
Public Storage 4041 124th Ave SE, Bellevue, WA 98006	12 mo. trailing avg.	-	-	-	-	-	-	-	-	-	-	-	-
	Highest Price	-	-	-	-	-	-	-	-	-	-	-	-
	Lowest Price	-	-	-	-	-	-	-	-	-	-	-	-
Factoria Security Self Storage 13120 SE 30th Street, Bellevue, WA 98005	12 mo. trailing avg.	\$270.65	\$274.20	\$277.27	\$280.39	\$283.72	\$287.38	\$292.40	\$294.37	\$299.38	\$304.26	\$307.80	\$309.75
	Highest Price	\$333.00	\$333.00	\$340.00	\$340.00	\$340.00	\$353.00	\$353.00	\$353.00	\$353.00	\$353.00	\$353.00	\$364.00
	Lowest Price	\$234.00	\$234.00	\$234.00	\$234.00	\$234.00	\$234.00	\$234.00	\$234.00	\$234.00	\$234.00	\$234.00	\$245.00
West Coast Self-Storage Bellevue 12399 Northup Way, Bellevue, WA 98005	12 mo. trailing avg.	\$276.87	\$276.28	\$274.35	\$271.81	\$267.25	\$280.58	\$284.96	\$284.96	\$287.13	\$284.76	\$289.06	\$286.40
	Highest Price	\$289.00	\$289.00	\$289.00	\$289.00	\$289.00	\$299.00	\$299.00	\$299.00	\$299.00	\$299.00	\$309.00	\$309.00
	Lowest Price	\$199.00	\$199.00	\$199.00	\$199.00	\$199.00	\$259.00	\$259.00	\$259.00	\$264.00	\$150.00	\$150.00	\$150.00
Safegard Self Storage 1015 164th Ave NE, Bellevue, WA 98008	12 mo. trailing avg.	-	-	-	-	-	-	-	-	-	-	-	-
	Highest Price	-	-	-	-	-	-	-	-	-	-	-	-
	Lowest Price	-	-	-	-	-	-	-	-	-	-	-	-
Wine Storage Bellevue 1614 118th Ave SE 200, Bellevue, WA 98005	12 mo. trailing avg.	-	-	-	-	-	-	-	-	-	-	-	-
	Highest Price	-	-	-	-	-	-	-	-	-	-	-	-
	Lowest Price	-	-	-	-	-	-	-	-	-	-	-	-

12 Month Trailing Average Rate History Continued

Specific Unit - 10x10 CC (Premium, Ground Floor)

		JAN 2022	FEB 2022	MAR 2022	APR 2022	MAY 2022	JUN 2022	JUL 2022	AUG 2022	SEP 2022	OCT 2022	NOV 2022	DEC 2022
Bel-Red Storage 1405 130th Ave N.E., Bellevue, WA 98005	12 mo. trailing avg.	\$254.52	\$251.45	\$248.47	\$246.94	\$246.39	\$247.16	\$249.30	\$251.33	\$252.54	\$254.05	\$257.86	\$261.39
	Highest Price	\$275.00	\$275.00	\$275.00	\$275.00	\$275.00	\$298.00	\$328.00	\$328.00	\$328.00	\$328.00	\$328.00	\$328.00
	Lowest Price	\$209.00	\$209.00	\$209.00	\$209.00	\$209.00	\$209.00	\$209.00	\$209.00	\$209.00	\$209.00	\$209.00	\$219.00
Public Storage 1800 124th Ave NE, Bellevue, WA 98005	12 mo. trailing avg.	-	-	-	-	-	-	-	-	-	-	-	-
	Highest Price	-	-	-	-	-	-	-	-	-	-	-	-
	Lowest Price	-	-	-	-	-	-	-	-	-	-	-	-

Summary - 10x10 CC (Premium, Upper Floor)

		ALL UNITS WITHOUT PARKING	ALL UNITS WITH PARKING	ALL REG	ALL CC	ALL PARKING	5X5 REG	5X5 CC	5X10 REG	5X10 CC	10X10 REG	10X10 CC	10X15 REG	10X15 CC	10X20 REG	10X20 CC	10X30 REG	10X30 CC	CAR PARKING	RV PARKING
Current Market Average Price		\$128.91	\$128.91	\$130.00	\$127.82	-	-	-	-	-	-	\$130.33	-	-	-	-	-	-	-	-
Bel-Red Storage 1405 130th Ave N.E., Bellevue, WA 98005	Current Price	-	-	-	-	-	-	-	-	-	-	-	-	-	-	-	-	-	-	-
	12 mo. trailing avg.	-	-	-	-	-	-	-	-	-	-	-	-	-	-	-	-	-	-	-
	Highest Price	-	-	-	-	-	-	-	-	-	-	-	-	-	-	-	-	-	-	-
	Lowest Price	-	-	-	-	-	-	-	-	-	-	-	-	-	-	-	-	-	-	-
Factoria Security Self Storage 13120 SE 30th Street, Bellevue, WA 98005	Current Price	-	-	-	-	-	-	-	-	-	-	-	-	-	-	-	-	-	-	-
	12 mo. trailing avg.	-	-	-	-	-	-	-	-	-	-	-	-	-	-	-	-	-	-	-
	Highest Price	-	-	-	-	-	-	-	-	-	-	-	-	-	-	-	-	-	-	-
	Lowest Price	-	-	-	-	-	-	-	-	-	-	-	-	-	-	-	-	-	-	-
West Coast Self-Storage Bellevue 12399 Northup Way, Bellevue, WA 98005	Current Price	\$155.00	\$155.00	-	\$155.00	-	-	-	-	-	-	\$87.00	-	-	-	-	-	-	-	-
	12 mo. trailing avg.	\$226.53	\$226.53	-	\$226.53	-	-	-	-	-	-	\$210.62	-	-	-	-	-	-	-	-
	Highest Price	\$489.00	\$489.00	-	\$489.00	-	-	-	-	-	-	\$279.00	-	-	-	-	-	-	-	-
	Lowest Price	\$40.00	\$40.00	-	\$40.00	-	-	-	-	-	-	\$70.00	-	-	-	-	-	-	-	-

12 Month Trailing Average Rate History Continued

Summary - 10x10 CC (Premium, Upper Floor)

		ALL UNITS WITHOUT PARKING	ALL UNITS WITH PARKING	ALL REG	ALL CC	ALL PARKING	5X5 REG	5X5 CC	5X10 REG	5X10 CC	10X10 REG	10X10 CC	10X15 REG	10X15 CC	10X20 REG	10X20 CC	10X30 REG	10X30 CC	CAR PARKING	RV PARKING
Safeguard Self Storage 1015 164th Ave NE, Bellevue, WA 98008	Current Price	-	-	-	-	-	-	-	-	-	-	-	-	-	-	-	-	-	-	-
	12 mo. trailing avg.	-	-	-	-	-	-	-	-	-	-	-	-	-	-	-	-	-	-	-
	Highest Price	-	-	-	-	-	-	-	-	-	-	-	-	-	-	-	-	-	-	-
	Lowest Price	-	-	-	-	-	-	-	-	-	-	-	-	-	-	-	-	-	-	-
Wine Storage Bellevue 1614 118th Ave SE 200, Bellevue, WA 98005	Current Price	-	-	-	-	-	-	-	-	-	-	-	-	-	-	-	-	-	-	-
	12 mo. trailing avg.	-	-	-	-	-	-	-	-	-	-	-	-	-	-	-	-	-	-	-
	Highest Price	-	-	-	-	-	-	-	-	-	-	-	-	-	-	-	-	-	-	-
	Lowest Price	-	-	-	-	-	-	-	-	-	-	-	-	-	-	-	-	-	-	-
Public Storage 13640 Bel Red Road, Bellevue, WA 98005	Current Price	\$152.20	\$152.20	\$152.20	-	-	-	-	-	-	-	-	-	-	-	-	-	-	-	-
	12 mo. trailing avg.	\$195.40	\$195.40	\$195.40	-	-	-	-	-	-	-	-	-	-	-	-	-	-	-	-
	Highest Price	\$552.00	\$552.00	\$552.00	-	-	-	-	-	-	-	-	-	-	-	-	-	-	-	-
	Lowest Price	\$59.00	\$59.00	\$59.00	-	-	-	-	-	-	-	-	-	-	-	-	-	-	-	-
Public Storage 12385 Northup Way, Bellevue, WA 98005	Current Price	\$105.00	\$105.00	-	\$105.00	-	-	-	-	-	-	\$141.00	-	-	-	-	-	-	-	-
	12 mo. trailing avg.	\$176.96	\$176.96	-	\$176.96	-	-	-	-	-	-	\$185.46	-	-	-	-	-	-	-	-
	Highest Price	\$392.00	\$392.00	-	\$392.00	-	-	-	-	-	-	\$235.00	-	-	-	-	-	-	-	-
	Lowest Price	\$78.00	\$78.00	-	\$78.00	-	-	-	-	-	-	\$132.00	-	-	-	-	-	-	-	-
Public Storage 13105 SE 30th Street, Bellevue, WA 98005	Current Price	\$98.00	\$98.00	\$98.00	-	-	-	-	-	-	-	-	-	-	-	-	-	-	-	-
	12 mo. trailing avg.	\$146.74	\$146.74	\$146.74	-	-	-	-	-	-	-	-	-	-	-	-	-	-	-	-
	Highest Price	\$350.00	\$350.00	\$350.00	-	-	-	-	-	-	-	-	-	-	-	-	-	-	-	-
	Lowest Price	\$53.00	\$53.00	\$53.00	-	-	-	-	-	-	-	-	-	-	-	-	-	-	-	-
Public Storage 12465 Northup Way, Bellevue, WA 98005	Current Price	-	-	-	-	-	-	-	-	-	-	-	-	-	-	-	-	-	-	-
	12 mo. trailing avg.	-	-	-	-	-	-	-	-	-	-	-	-	-	-	-	-	-	-	-
	Highest Price	-	-	-	-	-	-	-	-	-	-	-	-	-	-	-	-	-	-	-
	Lowest Price	-	-	-	-	-	-	-	-	-	-	-	-	-	-	-	-	-	-	-

12 Month Trailing Average Rate History Continued

Summary - 10x10 CC (Premium, Upper Floor)

		ALL UNITS WITHOUT PARKING	ALL UNITS WITH PARKING	ALL REG	ALL CC	ALL PARKING	5X5 REG	5X5 CC	5X10 REG	5X10 CC	10X10 REG	10X10 CC	10X15 REG	10X15 CC	10X20 REG	10X20 CC	10X30 REG	10X30 CC	CAR PARKING	RV PARKING
Public Storage 4041 124th Ave SE, Bellevue, WA 98006	Current Price	\$112.71	\$112.71	\$118.25	\$105.33	-	-	-	-	-	-	\$163.00	-	-	-	-	-	-	-	-
	12 mo. trailing avg.	\$183.83	\$183.83	\$164.80	\$201.68	-	-	-	-	-	-	\$219.95	-	-	-	-	-	-	-	-
	Highest Price	\$391.00	\$391.00	\$391.00	\$373.00	-	-	-	-	-	-	\$270.00	-	-	-	-	-	-	-	-
	Lowest Price	\$58.00	\$58.00	\$63.00	\$58.00	-	-	-	-	-	-	\$148.00	-	-	-	-	-	-	-	-
Public Storage 1800 124th Ave NE, Bellevue, WA 98005	Current Price	-	-	-	-	-	-	-	-	-	-	-	-	-	-	-	-	-	-	-
	12 mo. trailing avg.	-	-	-	-	-	-	-	-	-	-	-	-	-	-	-	-	-	-	-
	Highest Price	-	-	-	-	-	-	-	-	-	-	-	-	-	-	-	-	-	-	-
	Lowest Price	-	-	-	-	-	-	-	-	-	-	-	-	-	-	-	-	-	-	-

Specific Unit - 10x10 CC (Premium, Upper Floor)

		JAN 2022	FEB 2022	MAR 2022	APR 2022	MAY 2022	JUN 2022	JUL 2022	AUG 2022	SEP 2022	OCT 2022	NOV 2022	DEC 2022
Current Market Average Price		\$206.91	\$207.07	\$205.22	\$202.94	\$202.58	\$206.05	\$207.44	\$209.42	\$211.40	\$207.98	\$207.64	\$207.40
Bel-Red Storage 1405 130th Ave N.E., Bellevue, WA 98005	12 mo. trailing avg.	-	-	-	-	-	-	-	-	-	-	-	-
	Highest Price	-	-	-	-	-	-	-	-	-	-	-	-
	Lowest Price	-	-	-	-	-	-	-	-	-	-	-	-
Factoria Security Self Storage 13120 SE 30th Street, Bellevue, WA 98005	12 mo. trailing avg.	-	-	-	-	-	-	-	-	-	-	-	-
	Highest Price	-	-	-	-	-	-	-	-	-	-	-	-
	Lowest Price	-	-	-	-	-	-	-	-	-	-	-	-
West Coast Self-Storage Bellevue 12399 Northup Way, Bellevue, WA 98005	12 mo. trailing avg.	\$205.50	\$206.91	\$205.55	\$201.29	\$201.26	\$205.82	\$207.50	\$212.17	\$216.87	\$212.90	\$212.94	\$210.62
	Highest Price	\$269.00	\$269.00	\$269.00	\$269.00	\$279.00	\$279.00	\$279.00	\$279.00	\$279.00	\$279.00	\$279.00	\$279.00
	Lowest Price	\$92.00	\$117.00	\$97.00	\$97.00	\$97.00	\$97.00	\$97.00	\$97.00	\$97.00	\$70.00	\$70.00	\$70.00

12 Month Trailing Average Rate History Continued

Specific Unit - 10x10 CC (Premium, Upper Floor)

		JAN 2022	FEB 2022	MAR 2022	APR 2022	MAY 2022	JUN 2022	JUL 2022	AUG 2022	SEP 2022	OCT 2022	NOV 2022	DEC 2022
Safegard Self Storage 1015 164th Ave NE, Bellevue, WA 98008	12 mo. trailing avg.	-	-	-	-	-	-	-	-	-	-	-	-
	Highest Price	-	-	-	-	-	-	-	-	-	-	-	-
	Lowest Price	-	-	-	-	-	-	-	-	-	-	-	-
Wine Storage Bellevue 1614 118th Ave SE 200, Bellevue, WA 98005	12 mo. trailing avg.	-	-	-	-	-	-	-	-	-	-	-	-
	Highest Price	-	-	-	-	-	-	-	-	-	-	-	-
	Lowest Price	-	-	-	-	-	-	-	-	-	-	-	-
Public Storage 13640 Bel Red Road, Bellevue, WA 98005	12 mo. trailing avg.	-	-	-	-	-	-	-	-	-	-	-	-
	Highest Price	-	-	-	-	-	-	-	-	-	-	-	-
	Lowest Price	-	-	-	-	-	-	-	-	-	-	-	-
Public Storage 12385 Northup Way, Bellevue, WA 98005	12 mo. trailing avg.	\$196.45	\$195.44	\$193.67	\$196.06	\$196.95	\$196.98	\$197.11	\$196.68	\$196.11	\$186.30	\$185.75	\$185.46
	Highest Price	\$334.00	\$334.00	\$334.00	\$334.00	\$334.00	\$334.00	\$334.00	\$334.00	\$334.00	\$298.00	\$235.00	\$235.00
	Lowest Price	\$130.00	\$130.00	\$130.00	\$130.00	\$130.00	\$130.00	\$130.00	\$130.00	\$130.00	\$130.00	\$130.00	\$132.00
Public Storage 13105 SE 30th Street, Bellevue, WA 98005	12 mo. trailing avg.	-	-	-	-	-	-	-	-	-	-	-	-
	Highest Price	-	-	-	-	-	-	-	-	-	-	-	-
	Lowest Price	-	-	-	-	-	-	-	-	-	-	-	-
Public Storage 12465 Northup Way, Bellevue, WA 98005	12 mo. trailing avg.	-	-	-	-	-	-	-	-	-	-	-	-
	Highest Price	-	-	-	-	-	-	-	-	-	-	-	-
	Lowest Price	-	-	-	-	-	-	-	-	-	-	-	-
Public Storage 4041 124th Ave SE, Bellevue, WA 98006	12 mo. trailing avg.	\$215.92	\$215.82	\$214.37	\$211.28	\$209.70	\$215.13	\$217.33	\$217.25	\$218.38	\$219.48	\$218.15	\$219.95
	Highest Price	\$291.00	\$291.00	\$291.00	\$291.00	\$291.00	\$291.00	\$291.00	\$291.00	\$291.00	\$291.00	\$270.00	\$270.00
	Lowest Price	\$148.00	\$148.00	\$148.00	\$148.00	\$148.00	\$148.00	\$148.00	\$148.00	\$148.00	\$148.00	\$148.00	\$148.00
Public Storage 1800 124th Ave NE, Bellevue, WA 98005	12 mo. trailing avg.	-	-	-	-	-	-	-	-	-	-	-	-
	Highest Price	-	-	-	-	-	-	-	-	-	-	-	-
	Lowest Price	-	-	-	-	-	-	-	-	-	-	-	-

12 Month Trailing Average Rate History Continued

Summary - 10x10 CC (Value, Ground Floor)

		ALL UNITS WITHOUT PARKING	ALL UNITS WITH PARKING	ALL REG	ALL CC	ALL PARKING	5X5 REG	5X5 CC	5X10 REG	5X10 CC	10X10 REG	10X10 CC	10X15 REG	10X15 CC	10X20 REG	10X20 CC	10X30 REG	10X30 CC	CAR PARKING	RV PARKING
Current Market Average Price		\$221.95	\$220.93	\$194.24	\$265.25	-	-	-	-	-	-	\$244.33	-	-	-	-	-	-	-	-
Bel-Red Storage 1405 130th Ave N.E., Bellevue, WA 98005	Current Price	\$353.17	\$353.17	-	\$353.17	-	-	-	-	-	-	\$262.00	-	-	-	-	-	-	-	-
	12 mo. trailing avg.	\$283.89	\$283.89	\$462.00	\$283.60	-	-	-	-	-	-	\$261.39	-	-	-	-	-	-	-	-
	Highest Price	\$714.00	\$714.00	\$462.00	\$714.00	-	-	-	-	-	-	\$328.00	-	-	-	-	-	-	-	-
	Lowest Price	\$99.00	\$99.00	\$462.00	\$99.00	-	-	-	-	-	-	\$219.00	-	-	-	-	-	-	-	-
Safegard Self Storage 1015 164th Ave NE, Bellevue, WA 98008	Current Price	\$150.00	\$150.00	\$150.00	-	-	-	-	-	-	-	-	-	-	-	-	-	-	-	-
	12 mo. trailing avg.	\$150.00	\$150.00	\$150.00	-	-	-	-	-	-	-	-	-	-	-	-	-	-	-	-
	Highest Price	\$150.00	\$150.00	\$150.00	-	-	-	-	-	-	-	-	-	-	-	-	-	-	-	-
	Lowest Price	\$150.00	\$150.00	\$150.00	-	-	-	-	-	-	-	-	-	-	-	-	-	-	-	-
Wine Storage Bellevue 1614 118th Ave SE 200, Bellevue, WA 98005	Current Price	-	-	-	-	-	-	-	-	-	-	-	-	-	-	-	-	-	-	-
	12 mo. trailing avg.	-	-	-	-	-	-	-	-	-	-	-	-	-	-	-	-	-	-	-
	Highest Price	-	-	-	-	-	-	-	-	-	-	-	-	-	-	-	-	-	-	-
	Lowest Price	-	-	-	-	-	-	-	-	-	-	-	-	-	-	-	-	-	-	-
Public Storage 13640 Bel Red Road, Bellevue, WA 98005	Current Price	\$192.40	\$192.40	\$192.40	-	-	-	-	-	-	-	-	-	-	-	-	-	-	-	-
	12 mo. trailing avg.	\$216.46	\$216.46	\$216.26	\$387.00	-	-	-	-	-	-	\$249.00	-	-	-	-	-	-	-	-
	Highest Price	\$809.00	\$809.00	\$809.00	\$525.00	-	-	-	-	-	-	\$249.00	-	-	-	-	-	-	-	-
	Lowest Price	\$52.00	\$52.00	\$52.00	\$249.00	-	-	-	-	-	-	\$249.00	-	-	-	-	-	-	-	-
Public Storage 12385 Northup Way, Bellevue, WA 98005	Current Price	\$197.67	\$200.57	\$250.75	\$91.50	-	-	-	-	-	-	-	-	-	-	-	-	-	-	-
	12 mo. trailing avg.	\$198.60	\$200.83	\$206.66	\$189.43	-	-	-	-	-	-	\$223.35	-	-	-	-	-	-	-	-
	Highest Price	\$582.00	\$582.00	\$582.00	\$515.00	-	-	-	-	-	-	\$286.00	-	-	-	-	-	-	-	-
	Lowest Price	\$58.00	\$58.00	\$71.00	\$58.00	-	-	-	-	-	-	\$170.00	-	-	-	-	-	-	-	-

12 Month Trailing Average Rate History Continued

Summary - 10x10 CC (Value, Ground Floor)

		ALL UNITS WITHOUT PARKING	ALL UNITS WITH PARKING	ALL REG	ALL CC	ALL PARKING	5X5 REG	5X5 CC	5X10 REG	5X10 CC	10X10 REG	10X10 CC	10X15 REG	10X15 CC	10X20 REG	10X20 CC	10X30 REG	10X30 CC	CAR PARKING	RV PARKING
Public Storage 13105 SE 30th Street, Bellevue, WA 98005	Current Price	\$286.67	\$286.67	\$286.67	-	-	-	-	-	-	-	-	-	-	-	-	-	-	-	-
	12 mo. trailing avg.	\$334.42	\$334.42	\$334.42	-	-	-	-	-	-	-	-	-	-	-	-	-	-	-	-
	Highest Price	\$645.00	\$645.00	\$645.00	-	-	-	-	-	-	-	-	-	-	-	-	-	-	-	-
	Lowest Price	\$109.00	\$109.00	\$109.00	-	-	-	-	-	-	-	-	-	-	-	-	-	-	-	-
Public Storage 12465 Northup Way, Bellevue, WA 98005	Current Price	\$117.75	\$117.75	\$117.75	-	-	-	-	-	-	-	-	-	-	-	-	-	-	-	-
	12 mo. trailing avg.	\$186.56	\$186.56	\$186.57	\$163.00	-	-	-	-	-	-	\$163.00	-	-	-	-	-	-	-	-
	Highest Price	\$625.00	\$625.00	\$625.00	\$163.00	-	-	-	-	-	-	\$163.00	-	-	-	-	-	-	-	-
	Lowest Price	\$51.00	\$51.00	\$51.00	\$163.00	-	-	-	-	-	-	\$163.00	-	-	-	-	-	-	-	-
Public Storage 4041 124th Ave SE, Bellevue, WA 98006	Current Price	\$261.00	\$241.00	\$261.00	-	-	-	-	-	-	-	-	-	-	-	-	-	-	-	-
	12 mo. trailing avg.	\$286.90	\$285.45	\$286.90	-	-	-	-	-	-	-	-	-	-	-	-	-	-	-	-
	Highest Price	\$531.00	\$531.00	\$531.00	-	-	-	-	-	-	-	-	-	-	-	-	-	-	-	-
	Lowest Price	\$76.00	\$76.00	\$76.00	-	-	-	-	-	-	-	-	-	-	-	-	-	-	-	-
Factoria Security Self Storage 13120 SE 30th Street, Bellevue, WA 98005	Current Price	\$237.83	\$240.86	\$167.00	\$252.00	-	-	-	-	-	-	\$262.00	-	-	-	-	-	-	-	-
	12 mo. trailing avg.	\$258.77	\$259.01	\$198.13	\$259.62	-	-	-	-	-	-	\$252.97	-	-	-	-	-	-	-	-
	Highest Price	\$649.00	\$649.00	\$531.00	\$649.00	-	-	-	-	-	-	\$288.00	-	-	-	-	-	-	-	-
	Lowest Price	\$79.00	\$79.00	\$149.00	\$79.00	-	-	-	-	-	-	\$234.00	-	-	-	-	-	-	-	-
West Coast Self- Storage Bellevue 12399 Northup Way, Bellevue, WA 98005	Current Price	\$227.33	\$227.33	-	\$227.33	-	-	-	-	-	-	\$209.00	-	-	-	-	-	-	-	-
	12 mo. trailing avg.	\$237.53	\$237.53	-	\$237.53	-	-	-	-	-	-	\$286.40	-	-	-	-	-	-	-	-
	Highest Price	\$509.00	\$509.00	-	\$509.00	-	-	-	-	-	-	\$309.00	-	-	-	-	-	-	-	-
	Lowest Price	\$45.00	\$45.00	-	\$45.00	-	-	-	-	-	-	\$150.00	-	-	-	-	-	-	-	-
Public Storage 1800 124th Ave NE, Bellevue, WA 98005	Current Price	\$115.00	\$128.80	\$115.00	-	-	-	-	-	-	-	-	-	-	-	-	-	-	-	-
	12 mo. trailing avg.	\$235.04	\$233.17	\$235.04	-	-	-	-	-	-	-	-	-	-	-	-	-	-	-	-
	Highest Price	\$685.00	\$685.00	\$685.00	-	-	-	-	-	-	-	-	-	-	-	-	-	-	-	-
	Lowest Price	\$55.00	\$55.00	\$55.00	-	-	-	-	-	-	-	-	-	-	-	-	-	-	-	-

12 Month Trailing Average Rate History Continued

Specific Unit - 10x10 CC (Value, Ground Floor)

		JAN 2022	FEB 2022	MAR 2022	APR 2022	MAY 2022	JUN 2022	JUL 2022	AUG 2022	SEP 2022	OCT 2022	NOV 2022	DEC 2022
Current Market Average Price		\$256.52	\$253.87	\$251.56	\$249.94	\$248.43	\$249.94	\$250.65	\$251.44	\$252.22	\$252.87	\$256.53	\$257.14
Public Storage 13640 Bel Red Road, Bellevue, WA 98005	12 mo. trailing avg.	-	-	-	-	-	\$249.00	\$249.00	\$249.00	\$249.00	\$249.00	\$249.00	\$249.00
	Highest Price	-	-	-	-	-	\$249.00	\$249.00	\$249.00	\$249.00	\$249.00	\$249.00	\$249.00
	Lowest Price	-	-	-	-	-	\$249.00	\$249.00	\$249.00	\$249.00	\$249.00	\$249.00	\$249.00
Public Storage 12385 Northup Way, Bellevue, WA 98005	12 mo. trailing avg.	\$221.02	\$221.32	\$223.61	\$224.61	\$232.00	\$232.00	\$232.19	\$231.98	\$233.28	\$233.28	\$233.28	\$223.35
	Highest Price	\$255.00	\$255.00	\$280.00	\$280.00	\$280.00	\$280.00	\$286.00	\$286.00	\$286.00	\$286.00	\$286.00	\$286.00
	Lowest Price	\$178.00	\$178.00	\$177.00	\$177.00	\$177.00	\$177.00	\$177.00	\$177.00	\$177.00	\$177.00	\$177.00	\$170.00
Public Storage 13105 SE 30th Street, Bellevue, WA 98005	12 mo. trailing avg.	-	-	-	-	-	-	-	-	-	-	-	-
	Highest Price	-	-	-	-	-	-	-	-	-	-	-	-
	Lowest Price	-	-	-	-	-	-	-	-	-	-	-	-
Public Storage 12465 Northup Way, Bellevue, WA 98005	12 mo. trailing avg.	-	-	-	-	-	\$163.00	\$163.00	\$163.00	\$163.00	\$163.00	\$163.00	\$163.00
	Highest Price	-	-	-	-	-	\$163.00	\$163.00	\$163.00	\$163.00	\$163.00	\$163.00	\$163.00
	Lowest Price	-	-	-	-	-	\$163.00	\$163.00	\$163.00	\$163.00	\$163.00	\$163.00	\$163.00
Public Storage 4041 124th Ave SE, Bellevue, WA 98006	12 mo. trailing avg.	-	-	-	-	-	-	-	-	-	-	-	-
	Highest Price	-	-	-	-	-	-	-	-	-	-	-	-
	Lowest Price	-	-	-	-	-	-	-	-	-	-	-	-
Bel-Red Storage 1405 130th Ave N.E., Bellevue, WA 98005	12 mo. trailing avg.	\$254.52	\$251.45	\$248.47	\$246.94	\$246.39	\$247.16	\$249.30	\$251.33	\$252.54	\$254.05	\$257.86	\$261.39
	Highest Price	\$275.00	\$275.00	\$275.00	\$275.00	\$275.00	\$298.00	\$328.00	\$328.00	\$328.00	\$328.00	\$328.00	\$328.00
	Lowest Price	\$209.00	\$209.00	\$209.00	\$209.00	\$209.00	\$209.00	\$209.00	\$209.00	\$209.00	\$209.00	\$209.00	\$219.00
West Coast Self-Storage Bellevue 12399 Northup Way, Bellevue, WA 98005	12 mo. trailing avg.	\$276.87	\$276.28	\$274.35	\$271.81	\$267.25	\$280.58	\$284.96	\$284.96	\$287.13	\$284.76	\$289.06	\$286.40
	Highest Price	\$289.00	\$289.00	\$289.00	\$289.00	\$289.00	\$299.00	\$299.00	\$299.00	\$299.00	\$299.00	\$309.00	\$309.00
	Lowest Price	\$199.00	\$199.00	\$199.00	\$199.00	\$199.00	\$259.00	\$259.00	\$259.00	\$264.00	\$150.00	\$150.00	\$150.00
Factoria Security Self Storage 13120 SE 30th Street, Bellevue, WA 98005	12 mo. trailing avg.	\$251.41	\$252.29	\$252.96	\$252.43	\$250.96	\$250.30	\$249.95	\$249.03	\$249.20	\$247.71	\$250.61	\$252.97
	Highest Price	\$300.00	\$300.00	\$300.00	\$300.00	\$300.00	\$300.00	\$300.00	\$300.00	\$300.00	\$275.00	\$288.00	\$288.00
	Lowest Price	\$232.00	\$232.00	\$234.00	\$234.00	\$234.00	\$234.00	\$234.00	\$234.00	\$234.00	\$234.00	\$234.00	\$234.00
Safegard Self Storage 1015 164th Ave NE, Bellevue, WA 98008	12 mo. trailing avg.	-	-	-	-	-	-	-	-	-	-	-	-
	Highest Price	-	-	-	-	-	-	-	-	-	-	-	-
	Lowest Price	-	-	-	-	-	-	-	-	-	-	-	-

12 Month Trailing Average Rate History Continued

Specific Unit - 10x10 CC (Value, Ground Floor)

		JAN 2022	FEB 2022	MAR 2022	APR 2022	MAY 2022	JUN 2022	JUL 2022	AUG 2022	SEP 2022	OCT 2022	NOV 2022	DEC 2022
Wine Storage Bellevue 1614 118th Ave SE 200, Bellevue, WA 98005	12 mo. trailing avg.	-	-	-	-	-	-	-	-	-	-	-	-
	Highest Price	-	-	-	-	-	-	-	-	-	-	-	-
	Lowest Price	-	-	-	-	-	-	-	-	-	-	-	-
Public Storage 1800 124th Ave NE, Bellevue, WA 98005	12 mo. trailing avg.	-	-	-	-	-	-	-	-	-	-	-	-
	Highest Price	-	-	-	-	-	-	-	-	-	-	-	-
	Lowest Price	-	-	-	-	-	-	-	-	-	-	-	-

Summary - 10x10 CC (Value, Upper Floor)

		ALL UNITS WITHOUT PARKING	ALL UNITS WITH PARKING	ALL REG	ALL CC	ALL PARKING	5X5 REG	5X5 CC	5X10 REG	5X10 CC	10X10 REG	10X10 CC	10X15 REG	10X15 CC	10X20 REG	10X20 CC	10X30 REG	10X30 CC	CAR PARKING	RV PARKING
Current Market Average Price		\$128.55	\$128.55	\$130.00	\$127.09	-	-	-	-	-	-	\$130.33	-	-	-	-	-	-	-	-
Factoria Security Self Storage 13120 SE 30th Street, Bellevue, WA 98005	Current Price	-	-	-	-	-	-	-	-	-	-	-	-	-	-	-	-	-	-	-
	12 mo. trailing avg.	-	-	-	-	-	-	-	-	-	-	-	-	-	-	-	-	-	-	-
	Highest Price	-	-	-	-	-	-	-	-	-	-	-	-	-	-	-	-	-	-	-
	Lowest Price	-	-	-	-	-	-	-	-	-	-	-	-	-	-	-	-	-	-	-
Public Storage 1800 124th Ave NE, Bellevue, WA 98005	Current Price	-	-	-	-	-	-	-	-	-	-	-	-	-	-	-	-	-	-	-
	12 mo. trailing avg.	-	-	-	-	-	-	-	-	-	-	-	-	-	-	-	-	-	-	-
	Highest Price	-	-	-	-	-	-	-	-	-	-	-	-	-	-	-	-	-	-	-
	Lowest Price	-	-	-	-	-	-	-	-	-	-	-	-	-	-	-	-	-	-	-
West Coast Self-Storage Bellevue 12399 Northup Way, Bellevue, WA 98005	Current Price	\$153.40	\$153.40	-	\$153.40	-	-	-	-	-	-	\$87.00	-	-	-	-	-	-	-	-
	12 mo. trailing avg.	\$222.59	\$222.59	-	\$222.59	-	-	-	-	-	-	\$210.62	-	-	-	-	-	-	-	-
	Highest Price	\$489.00	\$489.00	-	\$489.00	-	-	-	-	-	-	\$279.00	-	-	-	-	-	-	-	-
	Lowest Price	\$40.00	\$40.00	-	\$40.00	-	-	-	-	-	-	\$70.00	-	-	-	-	-	-	-	-

12 Month Trailing Average Rate History Continued

Summary - 10x10 CC (Value, Upper Floor)

		ALL UNITS WITHOUT PARKING	ALL UNITS WITH PARKING	ALL REG	ALL CC	ALL PARKING	5X5 REG	5X5 CC	5X10 REG	5X10 CC	10X10 REG	10X10 CC	10X15 REG	10X15 CC	10X20 REG	10X20 CC	10X30 REG	10X30 CC	CAR PARKING	RV PARKING
Safeguard Self Storage 1015 164th Ave NE, Bellevue, WA 98008	Current Price	-	-	-	-	-	-	-	-	-	-	-	-	-	-	-	-	-	-	-
	12 mo. trailing avg.	-	-	-	-	-	-	-	-	-	-	-	-	-	-	-	-	-	-	-
	Highest Price	-	-	-	-	-	-	-	-	-	-	-	-	-	-	-	-	-	-	-
	Lowest Price	-	-	-	-	-	-	-	-	-	-	-	-	-	-	-	-	-	-	-
Wine Storage Bellevue 1614 118th Ave SE 200, Bellevue, WA 98005	Current Price	-	-	-	-	-	-	-	-	-	-	-	-	-	-	-	-	-	-	-
	12 mo. trailing avg.	-	-	-	-	-	-	-	-	-	-	-	-	-	-	-	-	-	-	-
	Highest Price	-	-	-	-	-	-	-	-	-	-	-	-	-	-	-	-	-	-	-
	Lowest Price	-	-	-	-	-	-	-	-	-	-	-	-	-	-	-	-	-	-	-
Bel-Red Storage 1405 130th Ave N.E., Bellevue, WA 98005	Current Price	-	-	-	-	-	-	-	-	-	-	-	-	-	-	-	-	-	-	-
	12 mo. trailing avg.	-	-	-	-	-	-	-	-	-	-	-	-	-	-	-	-	-	-	-
	Highest Price	-	-	-	-	-	-	-	-	-	-	-	-	-	-	-	-	-	-	-
	Lowest Price	-	-	-	-	-	-	-	-	-	-	-	-	-	-	-	-	-	-	-
Public Storage 13640 Bel Red Road, Bellevue, WA 98005	Current Price	\$152.20	\$152.20	\$152.20	-	-	-	-	-	-	-	-	-	-	-	-	-	-	-	-
	12 mo. trailing avg.	\$195.40	\$195.40	\$195.40	-	-	-	-	-	-	-	-	-	-	-	-	-	-	-	-
	Highest Price	\$552.00	\$552.00	\$552.00	-	-	-	-	-	-	-	-	-	-	-	-	-	-	-	-
	Lowest Price	\$59.00	\$59.00	\$59.00	-	-	-	-	-	-	-	-	-	-	-	-	-	-	-	-
Public Storage 12385 Northup Way, Bellevue, WA 98005	Current Price	\$105.00	\$105.00	-	\$105.00	-	-	-	-	-	-	\$141.00	-	-	-	-	-	-	-	-
	12 mo. trailing avg.	\$176.96	\$176.96	-	\$176.96	-	-	-	-	-	-	\$185.46	-	-	-	-	-	-	-	-
	Highest Price	\$392.00	\$392.00	-	\$392.00	-	-	-	-	-	-	\$235.00	-	-	-	-	-	-	-	-
	Lowest Price	\$78.00	\$78.00	-	\$78.00	-	-	-	-	-	-	\$132.00	-	-	-	-	-	-	-	-
Public Storage 13105 SE 30th Street, Bellevue, WA 98005	Current Price	\$98.00	\$98.00	\$98.00	-	-	-	-	-	-	-	-	-	-	-	-	-	-	-	-
	12 mo. trailing avg.	\$146.74	\$146.74	\$146.74	-	-	-	-	-	-	-	-	-	-	-	-	-	-	-	-
	Highest Price	\$350.00	\$350.00	\$350.00	-	-	-	-	-	-	-	-	-	-	-	-	-	-	-	-
	Lowest Price	\$53.00	\$53.00	\$53.00	-	-	-	-	-	-	-	-	-	-	-	-	-	-	-	-

12 Month Trailing Average Rate History Continued

Summary - 10x10 CC (Value, Upper Floor)

		ALL UNITS WITHOUT PARKING	ALL UNITS WITH PARKING	ALL REG	ALL CC	ALL PARKING	5X5 REG	5X5 CC	5X10 REG	5X10 CC	10X10 REG	10X10 CC	10X15 REG	10X15 CC	10X20 REG	10X20 CC	10X30 REG	10X30 CC	CAR PARKING	RV PARKING
Public Storage 12465 Northup Way, Bellevue, WA 98005	Current Price	-	-	-	-	-	-	-	-	-	-	-	-	-	-	-	-	-	-	-
	12 mo. trailing avg.	-	-	-	-	-	-	-	-	-	-	-	-	-	-	-	-	-	-	-
	Highest Price	-	-	-	-	-	-	-	-	-	-	-	-	-	-	-	-	-	-	-
	Lowest Price	-	-	-	-	-	-	-	-	-	-	-	-	-	-	-	-	-	-	-
Public Storage 4041 124th Ave SE, Bellevue, WA 98006	Current Price	\$112.71	\$112.71	\$118.25	\$105.33	-	-	-	-	-	-	\$163.00	-	-	-	-	-	-	-	-
	12 mo. trailing avg.	\$183.83	\$183.83	\$164.80	\$201.68	-	-	-	-	-	-	\$219.95	-	-	-	-	-	-	-	-
	Highest Price	\$391.00	\$391.00	\$391.00	\$373.00	-	-	-	-	-	-	\$270.00	-	-	-	-	-	-	-	-
	Lowest Price	\$58.00	\$58.00	\$63.00	\$58.00	-	-	-	-	-	-	\$148.00	-	-	-	-	-	-	-	-

Specific Unit - 10x10 CC (Value, Upper Floor)

		JAN 2022	FEB 2022	MAR 2022	APR 2022	MAY 2022	JUN 2022	JUL 2022	AUG 2022	SEP 2022	OCT 2022	NOV 2022	DEC 2022
Current Market Average Price		\$206.91	\$207.07	\$205.22	\$202.94	\$202.58	\$206.05	\$207.44	\$209.42	\$211.40	\$207.98	\$207.64	\$207.40
Factoria Security Self Storage 13120 SE 30th Street, Bellevue, WA 98005	12 mo. trailing avg.	-	-	-	-	-	-	-	-	-	-	-	-
	Highest Price	-	-	-	-	-	-	-	-	-	-	-	-
	Lowest Price	-	-	-	-	-	-	-	-	-	-	-	-
West Coast Self-Storage Bellevue 12399 Northup Way, Bellevue, WA 98005	12 mo. trailing avg.	\$205.50	\$206.91	\$205.55	\$201.29	\$201.26	\$205.82	\$207.50	\$212.17	\$216.87	\$212.90	\$212.94	\$210.62
	Highest Price	\$269.00	\$269.00	\$269.00	\$269.00	\$279.00	\$279.00	\$279.00	\$279.00	\$279.00	\$279.00	\$279.00	\$279.00
	Lowest Price	\$92.00	\$117.00	\$97.00	\$97.00	\$97.00	\$97.00	\$97.00	\$97.00	\$97.00	\$70.00	\$70.00	\$70.00
Public Storage 1800 124th Ave NE, Bellevue, WA 98005	12 mo. trailing avg.	-	-	-	-	-	-	-	-	-	-	-	-
	Highest Price	-	-	-	-	-	-	-	-	-	-	-	-
	Lowest Price	-	-	-	-	-	-	-	-	-	-	-	-

12 Month Trailing Average Rate History Continued

Specific Unit - 10x10 CC (Value, Upper Floor)

		JAN 2022	FEB 2022	MAR 2022	APR 2022	MAY 2022	JUN 2022	JUL 2022	AUG 2022	SEP 2022	OCT 2022	NOV 2022	DEC 2022
Bel-Red Storage 1405 130th Ave N.E., Bellevue, WA 98005	12 mo. trailing avg.	-	-	-	-	-	-	-	-	-	-	-	-
	Highest Price	-	-	-	-	-	-	-	-	-	-	-	-
	Lowest Price	-	-	-	-	-	-	-	-	-	-	-	-
Safeguard Self Storage 1015 164th Ave NE, Bellevue, WA 98008	12 mo. trailing avg.	-	-	-	-	-	-	-	-	-	-	-	-
	Highest Price	-	-	-	-	-	-	-	-	-	-	-	-
	Lowest Price	-	-	-	-	-	-	-	-	-	-	-	-
Wine Storage Bellevue 1614 118th Ave SE 200, Bellevue, WA 98005	12 mo. trailing avg.	-	-	-	-	-	-	-	-	-	-	-	-
	Highest Price	-	-	-	-	-	-	-	-	-	-	-	-
	Lowest Price	-	-	-	-	-	-	-	-	-	-	-	-
Public Storage 13640 Bel Red Road, Bellevue, WA 98005	12 mo. trailing avg.	-	-	-	-	-	-	-	-	-	-	-	-
	Highest Price	-	-	-	-	-	-	-	-	-	-	-	-
	Lowest Price	-	-	-	-	-	-	-	-	-	-	-	-
Public Storage 12385 Northup Way, Bellevue, WA 98005	12 mo. trailing avg.	\$196.45	\$195.44	\$193.67	\$196.06	\$196.95	\$196.98	\$197.11	\$196.68	\$196.11	\$186.30	\$185.75	\$185.46
	Highest Price	\$334.00	\$334.00	\$334.00	\$334.00	\$334.00	\$334.00	\$334.00	\$334.00	\$334.00	\$298.00	\$235.00	\$235.00
	Lowest Price	\$130.00	\$130.00	\$130.00	\$130.00	\$130.00	\$130.00	\$130.00	\$130.00	\$130.00	\$130.00	\$130.00	\$132.00
Public Storage 13105 SE 30th Street, Bellevue, WA 98005	12 mo. trailing avg.	-	-	-	-	-	-	-	-	-	-	-	-
	Highest Price	-	-	-	-	-	-	-	-	-	-	-	-
	Lowest Price	-	-	-	-	-	-	-	-	-	-	-	-
Public Storage 12465 Northup Way, Bellevue, WA 98005	12 mo. trailing avg.	-	-	-	-	-	-	-	-	-	-	-	-
	Highest Price	-	-	-	-	-	-	-	-	-	-	-	-
	Lowest Price	-	-	-	-	-	-	-	-	-	-	-	-
Public Storage 4041 124th Ave SE, Bellevue, WA 98006	12 mo. trailing avg.	\$215.92	\$215.82	\$214.37	\$211.28	\$209.70	\$215.13	\$217.33	\$217.25	\$218.38	\$219.48	\$218.15	\$219.95
	Highest Price	\$291.00	\$291.00	\$291.00	\$291.00	\$291.00	\$291.00	\$291.00	\$291.00	\$291.00	\$291.00	\$270.00	\$270.00
	Lowest Price	\$148.00	\$148.00	\$148.00	\$148.00	\$148.00	\$148.00	\$148.00	\$148.00	\$148.00	\$148.00	\$148.00	\$148.00

Rate per Square Foot by Store Type

Comparison of the current rate per Square Foot of the market to the average rate per square foot by each of the three store types - REITs (Real Estate Investment Trusts include: Public Storage, Extra Space, Cubesmart, National Storage Affiliates, Life Storage, and Global Self Storage), Midsize Operators (2+ stores) and Small Operators (1 store, independent operators).

OVERALL MARKET AVERAGE	REITS	MID OPS	SMALL OPS
\$2.07	\$1.81	\$2.57	\$1.50
\$1.31	\$1.38	\$1.40	\$1.03
\$1.51	\$1.48	\$1.59	\$1.32

■ This Market
 ■ National Totals and Averages
 ■ Washington State Total and Averages

Rate per Square Foot by Unit Type

Analysis of the average rate per square foot by each of the most common unit types.

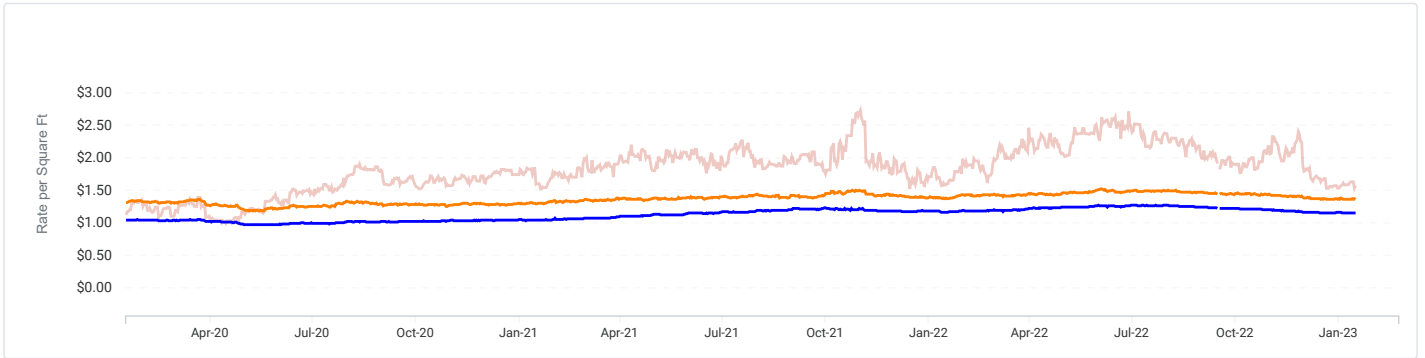
ALL UNITS WITHOUT PARKING	ALL UNITS WITH PARKING	ALL PARKING	ALL REG	ALL CC	5X5 REG	5X5 CC	5X10 REG	5X10 CC	10X10 REG	10X10 CC	10X15 REG	10X15 CC	10X20 REG	10X20 CC	10X30 REG	10X30 CC	CAR PARKING	RV PARKING
\$2.07	\$2.02	\$0.92	\$1.68	\$2.46	\$2.54	\$3.08	\$2.01	\$2.21	\$1.56	\$2.11	\$1.37	\$2.38	\$1.49	\$2.25	\$1.60	\$2.38	N/A	N/A
\$1.38	\$1.30	\$0.42	\$1.10	\$1.63	\$2.27	\$2.47	\$1.49	\$1.83	\$1.14	\$1.44	\$0.98	\$1.27	\$0.87	\$1.23	\$0.78	\$1.19	\$0.47	\$0.41
\$1.62	\$1.50	\$0.64	\$1.32	\$1.88	\$2.54	\$2.74	\$1.81	\$2.03	\$1.35	\$1.61	\$1.23	\$1.52	\$1.09	\$1.48	\$1.07	\$1.42	\$0.53	\$0.66

■ This Market
 ■ National Totals and Averages
 ■ Washington State Total and Averages

Rate per Square Foot History Graph

Historical graphs showing the average rate per square feet and the trend for each of the most common unit types.

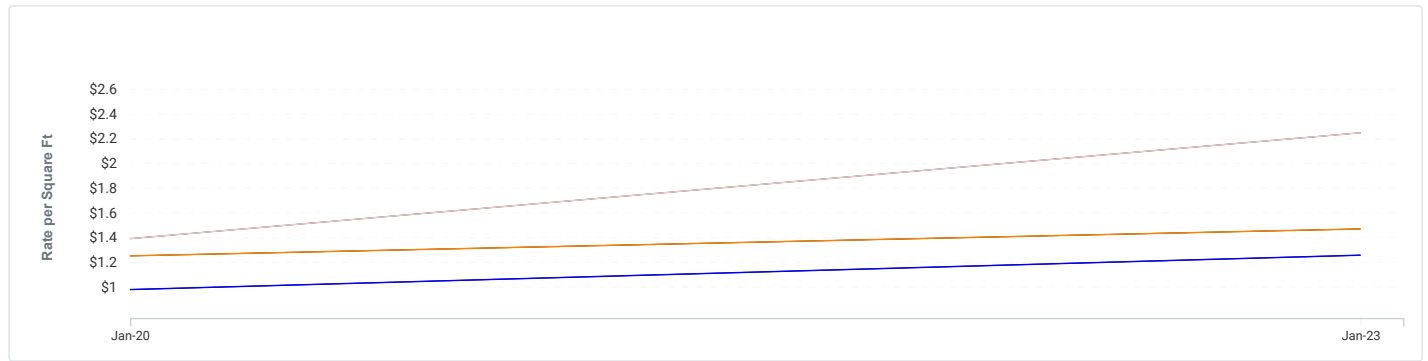
10x10 Reg (Last 3 Years)



■ This Market
 ■ National Totals and Averages
 ■ Washington State Total and Averages

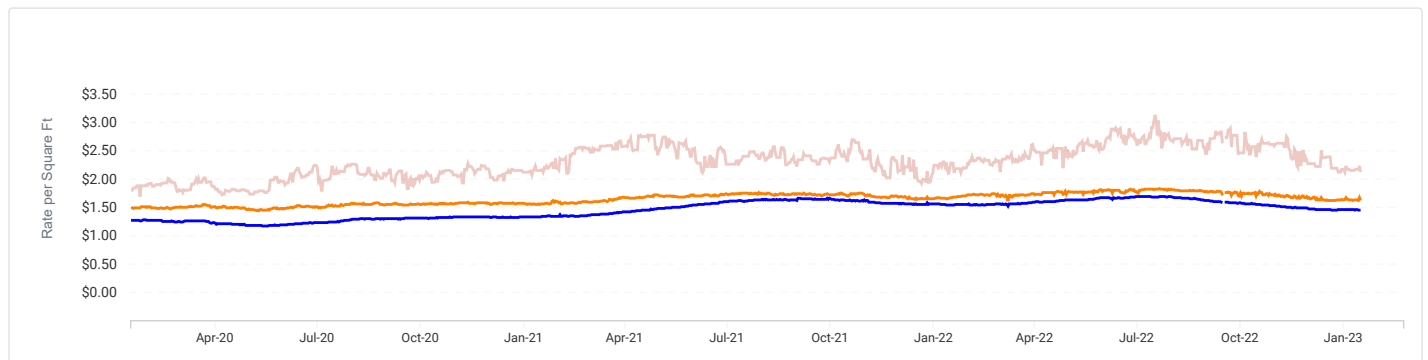
Rate per Square Foot History Graph Continued

Trendline (10x10 Reg, Last 3 Years)



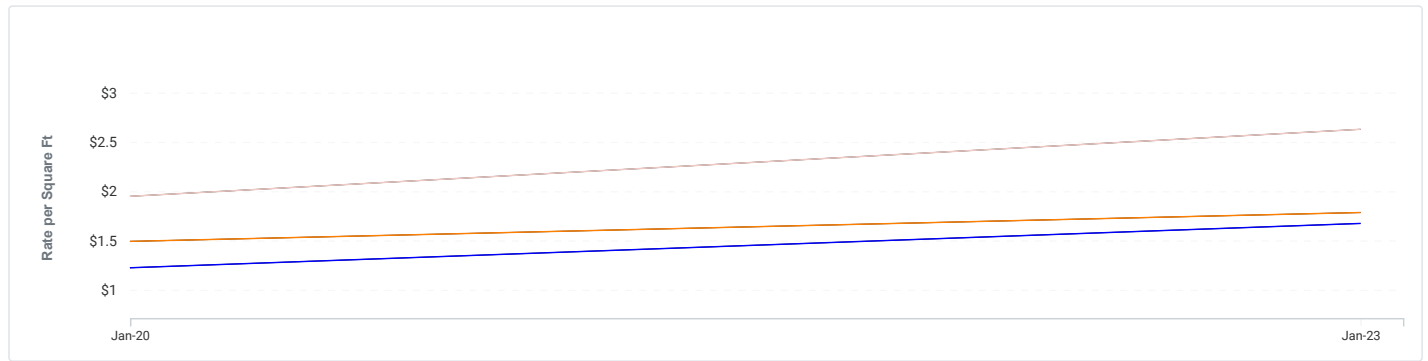
■ This Market
 ■ National Totals and Averages
 ■ Washington State Total and Averages

10x10 CC (Last 3 Years)



■ This Market
 ■ National Totals and Averages
 ■ Washington State Total and Averages

Trendline (10x10 CC, Last 3 Years)



■ This Market
 ■ National Totals and Averages
 ■ Washington State Total and Averages

Average Unit Type Rates

Comparison of each of the most common unit types and the average Advertised Online rate for each.

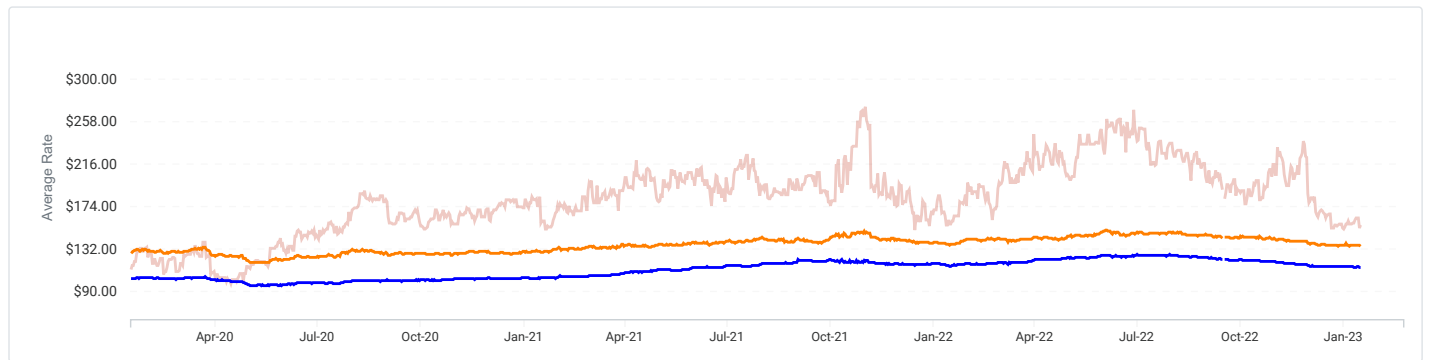
ALL UNITS WITHOUT PARKING	ALL UNITS WITH PARKING	ALL PARKING	ALL REG	ALL CC	5X5 REG	5X5 CC	5X10 REG	5X10 CC	10X10 REG	10X10 CC	10X15 REG	10X15 CC	10X20 REG	10X20 CC	10X30 REG	10X30 CC	CAR PARKING	RV PARKING
\$191.44	\$191.44	N/A	\$174.00	\$212.28	\$63.40	\$77.00	\$100.27	\$110.25	\$155.83	\$211.38	\$206.22	\$357.20	\$298.00	\$449.75	\$480.67	\$714.00	N/A	N/A
\$138.59	\$138.97	\$143.16	\$131.13	\$151.41	\$56.76	\$61.75	\$74.65	\$91.59	\$113.72	\$144.02	\$146.73	\$190.83	\$173.56	\$246.87	\$234.59	\$358.18	\$136.88	\$144.16
\$158.60	\$160.39	\$172.42	\$157.84	\$165.91	\$63.53	\$68.61	\$90.61	\$101.72	\$134.85	\$160.76	\$185.00	\$228.21	\$217.38	\$295.43	\$320.51	\$426.63	\$163.75	\$173.67

■ This Market
 ■ National Totals and Averages
 ■ Washington State Total and Averages

Average Rates History

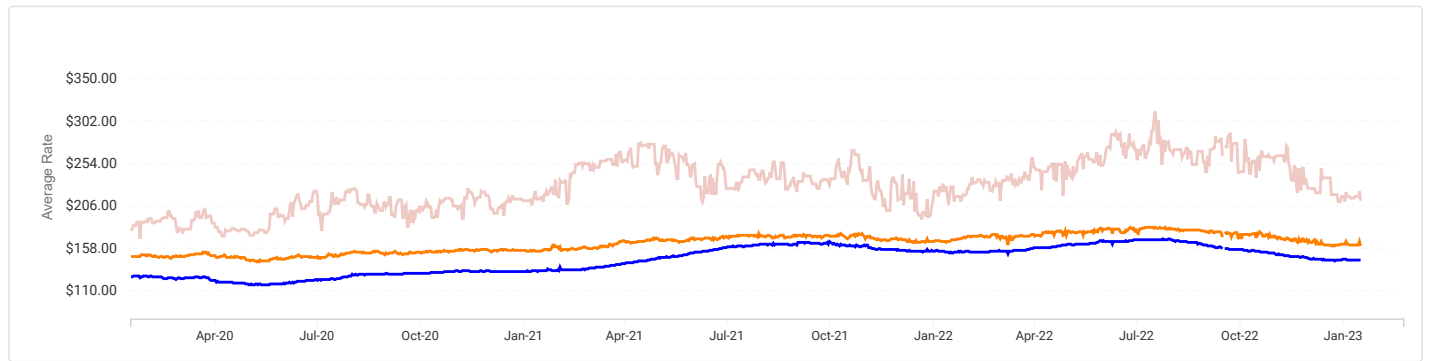
Historical graphs showing the average rate over the past 36 months for each of the most common unit types.

10x10 Reg (Last 3 Years)



■ This Market
 ■ National Totals and Averages
 ■ Washington State Total and Averages

10x10 CC (Last 3 Years)

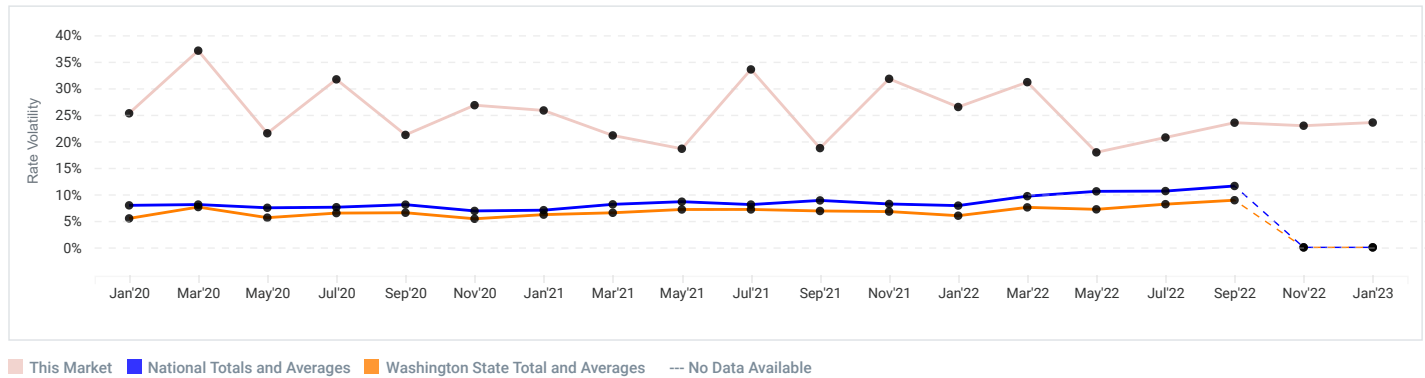


■ This Market
 ■ National Totals and Averages
 ■ Washington State Total and Averages

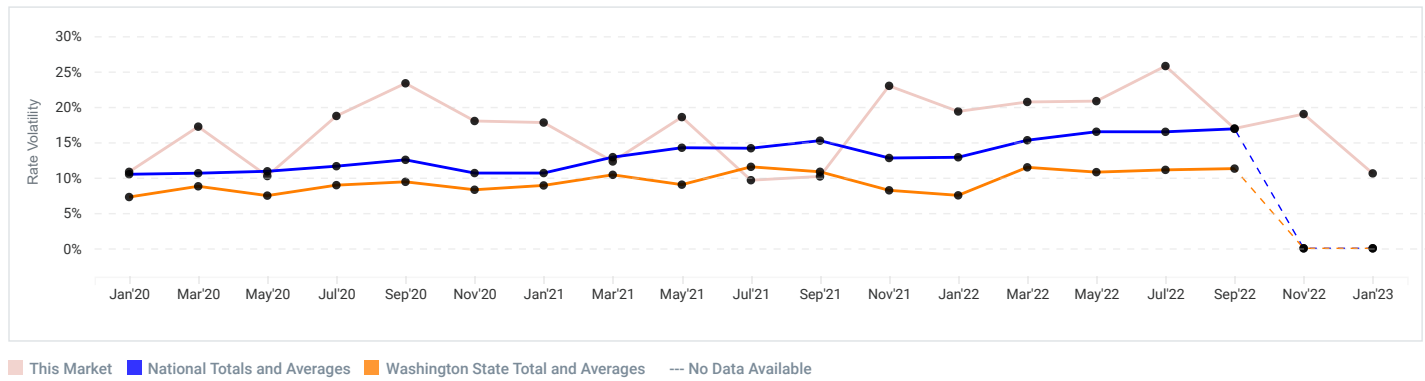
Rate Volatility History

Graphs with the average rate volatility over the last 12 months for each of the most common unit types. rate volatility measures the number of rate changes (by a store or a market) over a period of time. A higher rate volatility percentage indicates a more aggressive operator or market.

10x10 Reg (Last 3 Years)



10x10 CC (Last 3 Years)



Current Inventory Availability by Unit Type

Current number of Stores in the market offering each of the most common unit types.

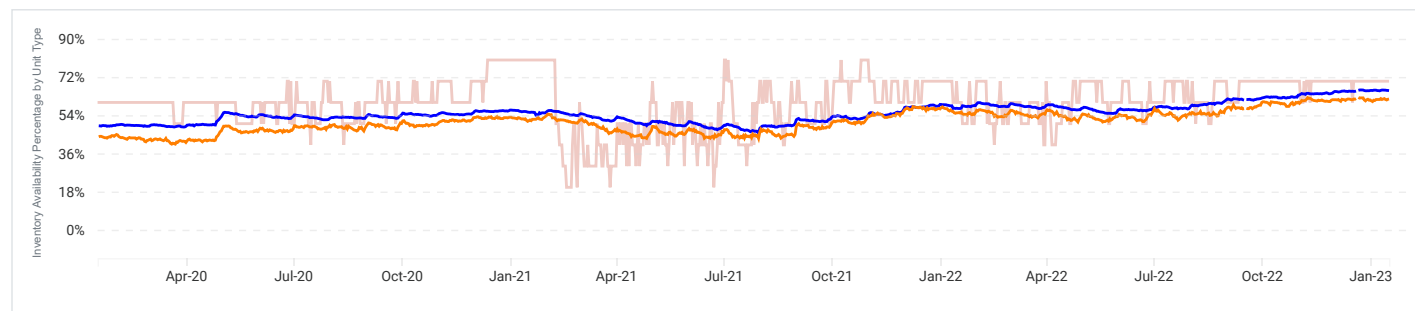
UNIT TYPES	THIS MARKET		NATIONAL TOTALS AND AVERAGES		WASHINGTON STATE TOTAL AND AVERAGES	
	ONMARKET	OFFMARKET	ONMARKET	OFFMARKET	ONMARKET	OFFMARKET
ALL UNITS WITHOUT PARKING	10(91%)	1(9%)	35,135(81%)	8,136(19%)	871(82%)	186(18%)
ALL UNITS WITH PARKING	10(91%)	1(9%)	36,679(80%)	8,990(20%)	921(81%)	216(19%)
ALL REG	8(80%)	2(20%)	32,074(73%)	12,031(27%)	794(72%)	313(28%)
ALL CC	5(63%)	3(38%)	17,614(67%)	8,655(33%)	414(64%)	233(36%)
ALL PARKING	0(0%)	5(100%)	6,883(24%)	21,925(76%)	231(30%)	534(70%)
5X5 REG	4(44%)	5(56%)	10,747(47%)	12,067(53%)	293(47%)	333(53%)
5X5 CC	5(83%)	1(17%)	11,389(55%)	9,300(45%)	308(58%)	221(42%)
5X10 REG	7(78%)	2(22%)	22,131(63%)	12,801(37%)	514(60%)	340(40%)
5X10 CC	5(83%)	1(17%)	14,651(61%)	9,311(39%)	341(59%)	241(41%)
10X10 REG	7(70%)	3(30%)	24,906(66%)	13,080(34%)	568(62%)	354(38%)
10X10 CC	5(63%)	3(38%)	14,952(61%)	9,683(39%)	344(59%)	239(41%)
10X15 REG	5(56%)	4(44%)	20,611(61%)	13,122(39%)	456(57%)	339(43%)
10X15 CC	3(50%)	3(50%)	12,713(57%)	9,645(43%)	281(56%)	218(44%)
10X20 REG	3(33%)	6(67%)	22,718(61%)	14,342(39%)	533(59%)	364(41%)
10X20 CC	3(43%)	4(57%)	10,692(51%)	10,087(49%)	207(45%)	257(55%)
10X30 REG	3(43%)	4(57%)	12,334(48%)	13,526(52%)	267(46%)	318(54%)
10X30 CC	1(25%)	3(75%)	3,592(34%)	7,072(66%)	66(31%)	147(69%)
CAR PARKING	0(0%)	1(100%)	1,432(8%)	15,763(92%)	54(12%)	396(88%)
RV PARKING	0(0%)	5(100%)	6,476(33%)	13,436(67%)	221(40%)	335(60%)

■ This Market
 ■ National Totals and Averages
 ■ Washington State Total and Averages

Inventory Availability by Unit Type History

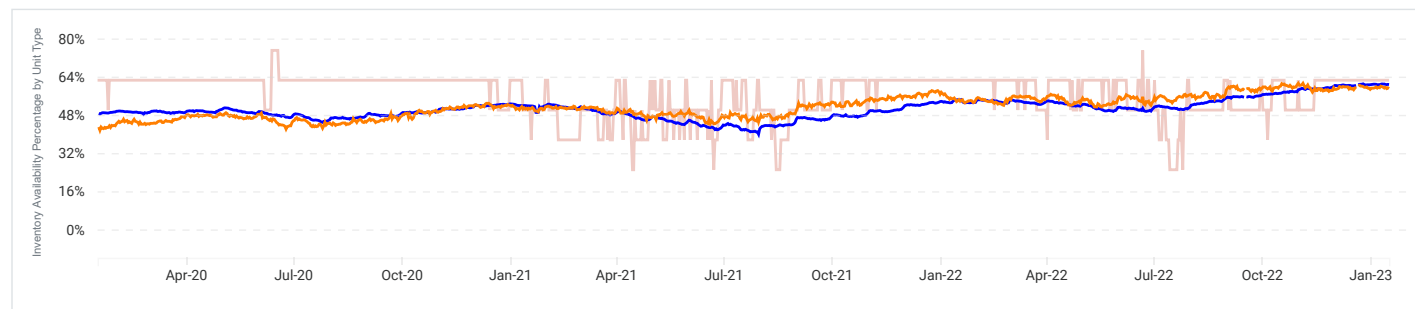
Graphs showing the number of Stores in this market which have offered each of the most common unit types over the past 12 months.

10x10 Reg (Last 3 Years)



■ This Market
 ■ National Totals and Averages
 ■ Washington State Total and Averages

10x10 CC (Last 3 Years)

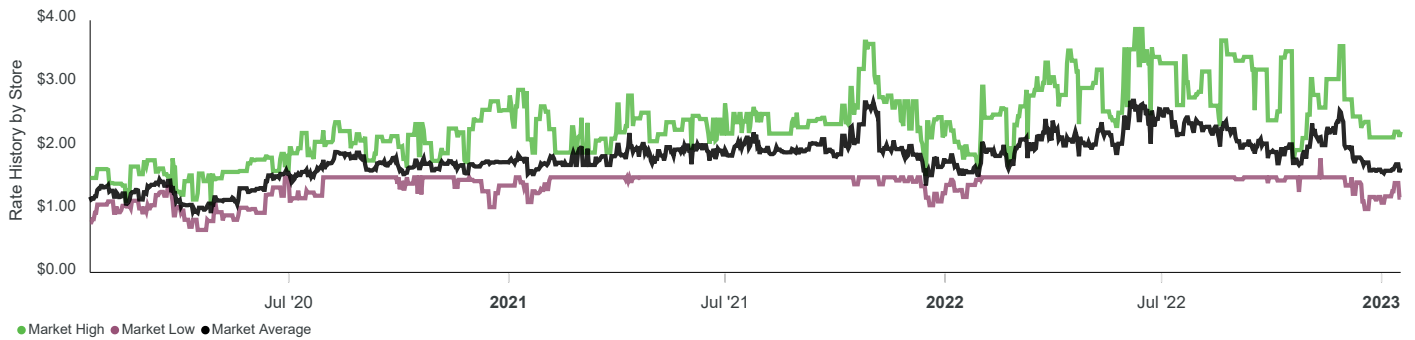


■ This Market
 ■ National Totals and Averages
 ■ Washington State Total and Averages

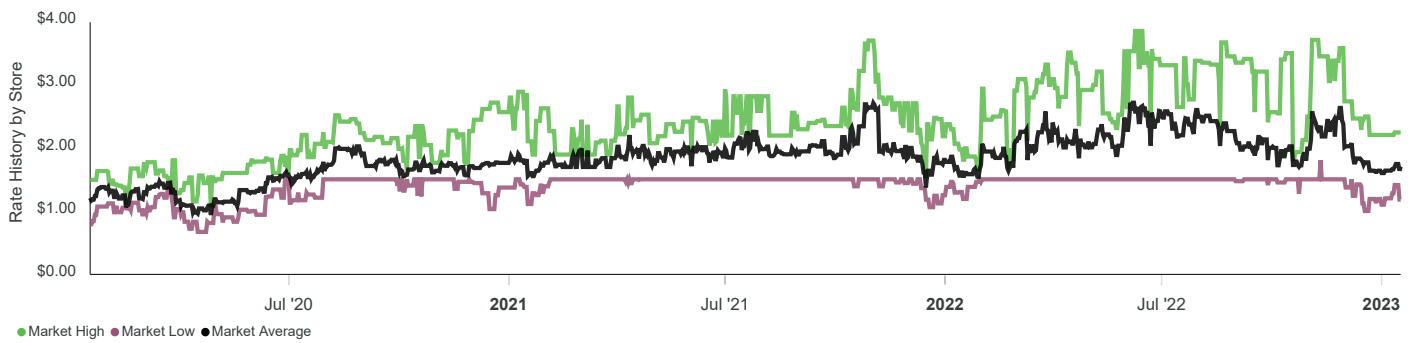
Rate History by Store

Historical graphs showing the Premium and Value rates of three stores in the market and the Market High, Market Average and Market Low rates over the past 3 years for each of the most common unit types.

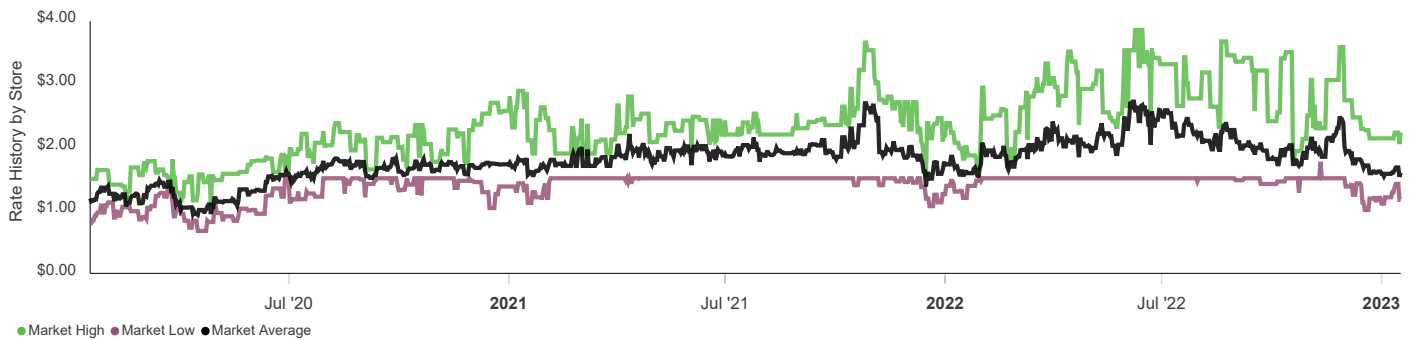
10x10 Reg (Last 3 Years, All - Rate Per Square Foot, Ground Floor)



10x10 Reg (Last 3 Years, Premium - Rate Per Square Foot, Ground Floor)

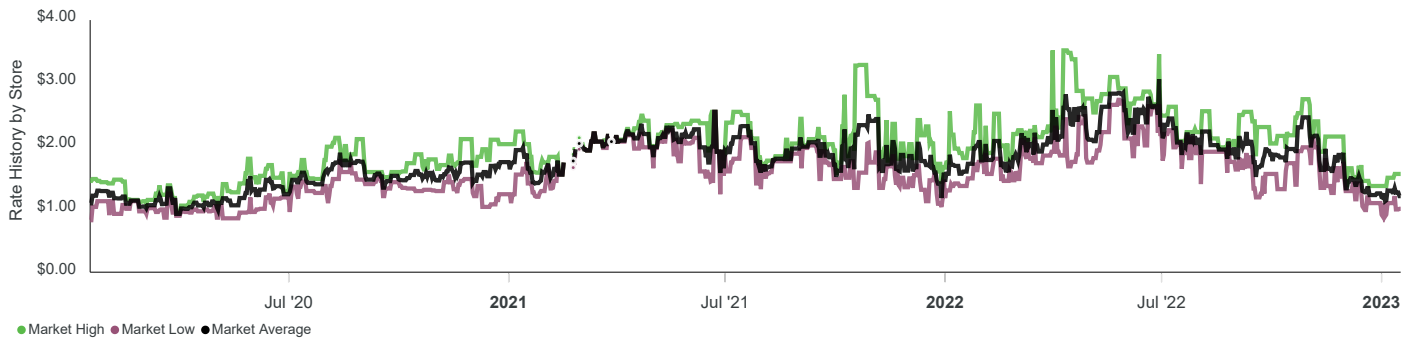


10x10 Reg (Last 3 Years, Value - Rate Per Square Foot, Ground Floor)

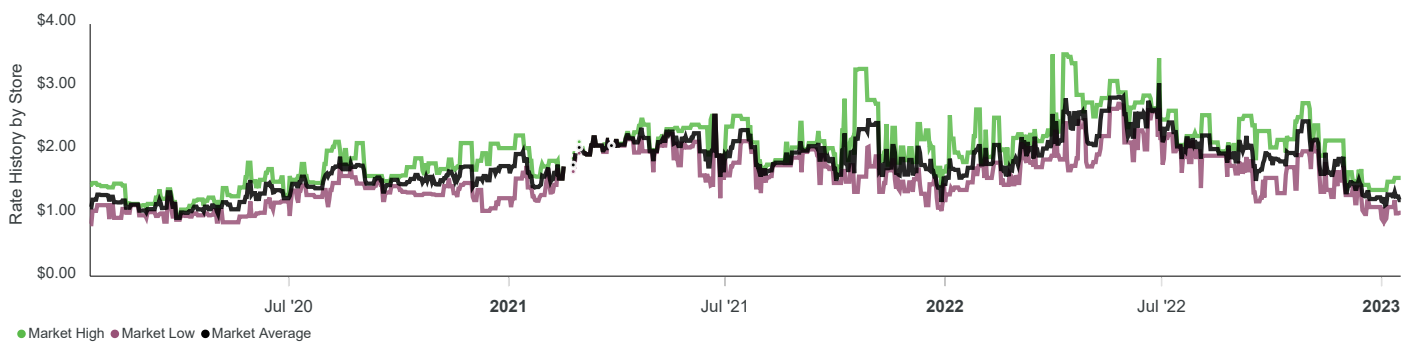


Rate History by Store Continued

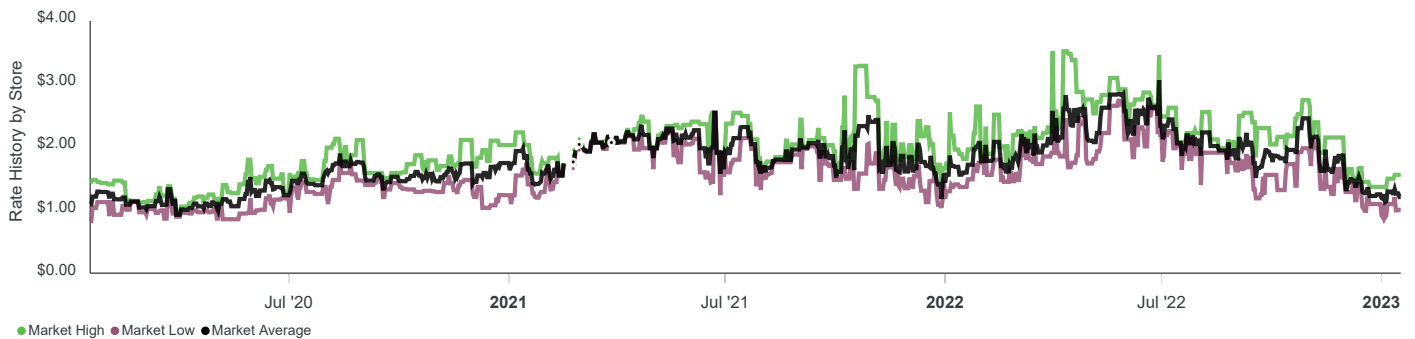
10x10 Reg (Last 3 Years, All - Rate Per Square Foot, Upper Floor)



10x10 Reg (Last 3 Years, Premium - Rate Per Square Foot, Upper Floor)

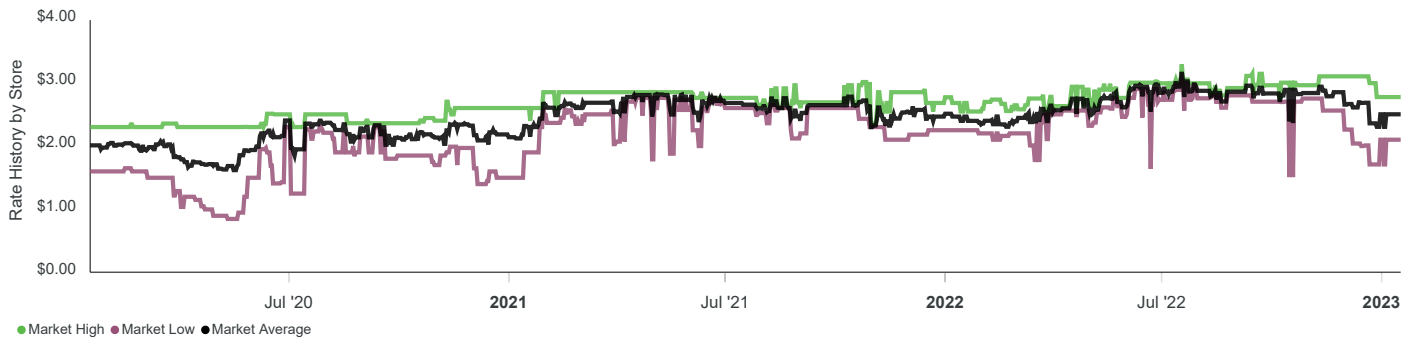


10x10 Reg (Last 3 Years, Value - Rate Per Square Foot, Upper Floor)

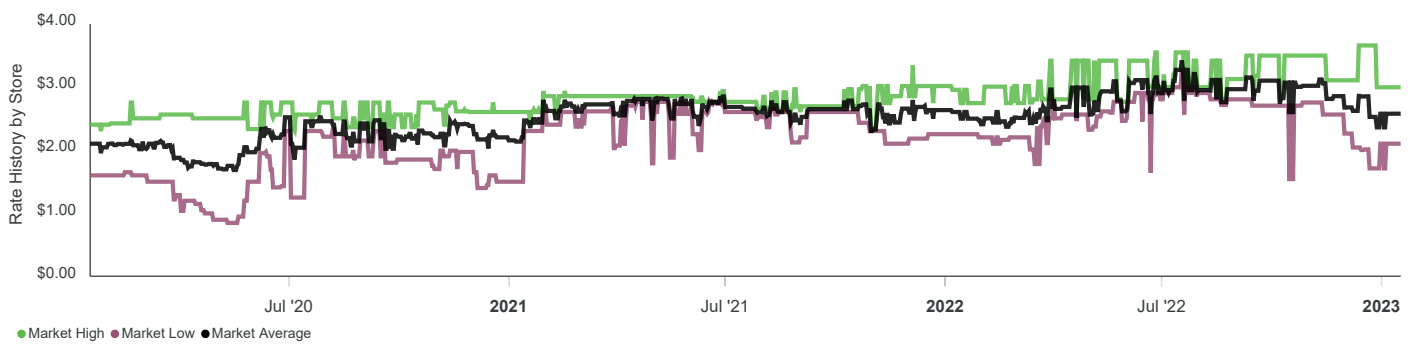


Rate History by Store Continued

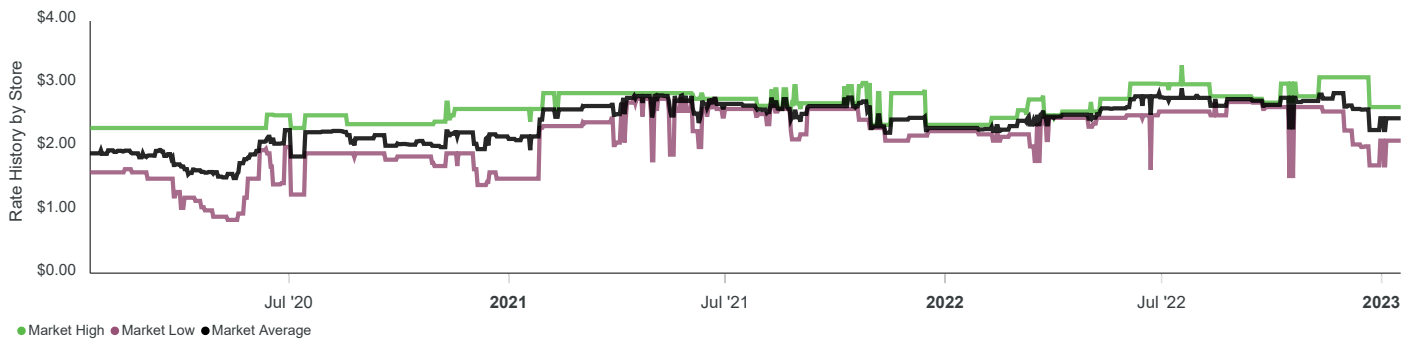
10x10 CC (Last 3 Years, All - Rate Per Square Foot, Ground Floor)



10x10 CC (Last 3 Years, Premium - Rate Per Square Foot, Ground Floor)

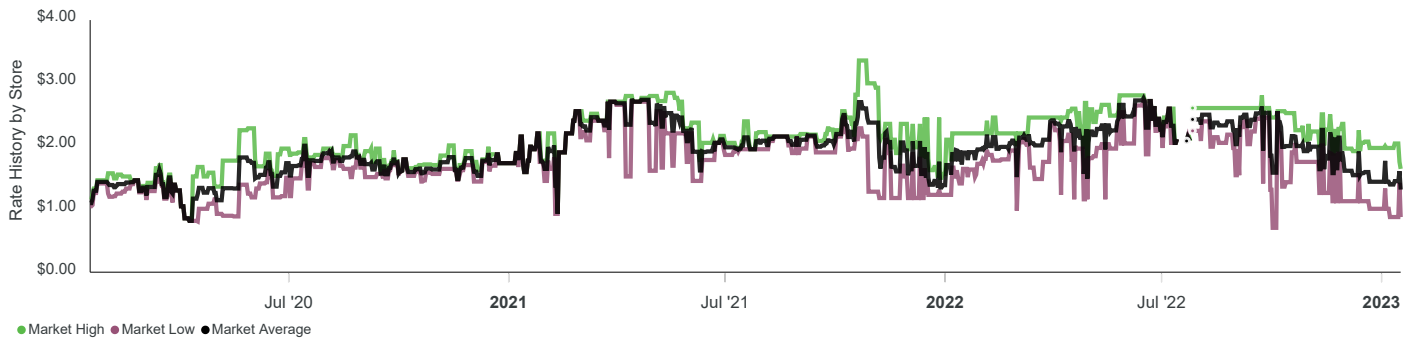


10x10 CC (Last 3 Years, Value - Rate Per Square Foot, Ground Floor)

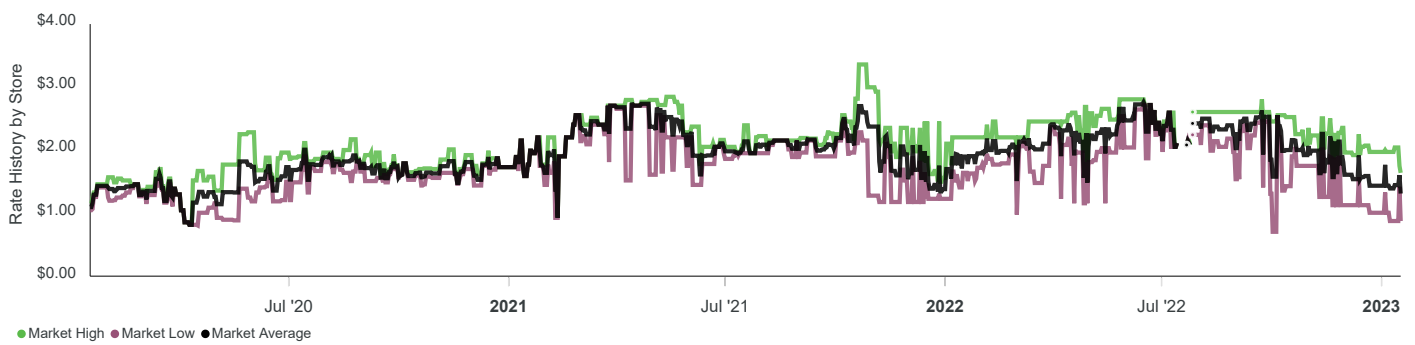


Rate History by Store Continued

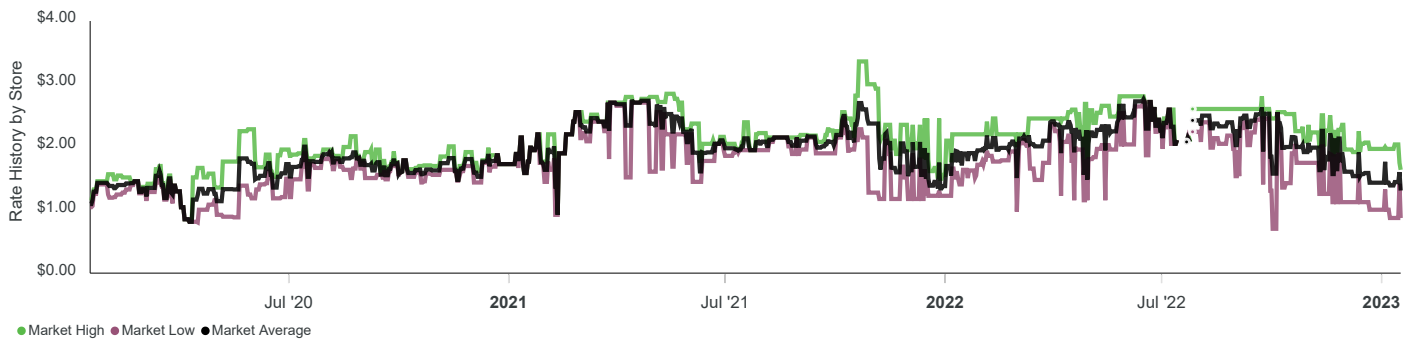
10x10 CC (Last 3 Years, All - Rate Per Square Foot, Upper Floor)



10x10 CC (Last 3 Years, Premium - Rate Per Square Foot, Upper Floor)



10x10 CC (Last 3 Years, Value - Rate Per Square Foot, Upper Floor)



Known Developments

Profile information on every property development in the market. Each development profile includes information such as development Stage, Project Type, Store Name, Owner, Address, etc.

Learn about how Square Footage is estimated for known developments

The square footage of developments is estimated by calculating a weighted average of the square footage of other stores with known square footage in the same state.

The weights are based on the year the stores were built: 40% for known developments. | 30% for stores built in 2021 or later. | 20% for stores built before 2021. | 10% for stores whose year of construction is unknown.

If square footage value is not known for any other stores in the state, the national weighted average is taken as the estimated square footage value.

Development Property Info

Stage	In Construction
Project Type	New Building
Store Name	Public Storage
Address	1111 118th Ave SE, Bellevue, WA 98005
County	King
Acres	2.89
Building Square Footage	275,440
Number of Buildings	1
Floors	5
Expected Open Date	31-May-2023
Source URL	Source URL 1 (https://www.storagecafe.com/.....try-statistics/) Source URL 2 (https://www.seattleinprogress.com/.....wa-19-118454-BB) Source URL 3 (https://bellevuewa.gov/.....lic-Storage.pdf) Source URL 4 (https://permitsearch.mybuildingpermit.com/.....5%20BV/BELLEVUE) Source URL 5 (https://blue.kingcounty.com/.....INbr=0424059037)
Last Checked Date	15-Nov-2022

Ownership Info

Owner Name	Public Storage
Owner Address	701 Western Ave, Glendale, CA 91201
Owner Contact Name	Nicholson Scott
Operator Type	REIT

Contractor Info

Contractor Name	Summit Engineering Corporation
-----------------	--------------------------------

All Stores List






Profile information on every store in the market. Store profile information includes the Store Name, Store Address, Total Rentable Square Footage, Year Opened, Company owner and/or Operating Company, Rate Volatility over the past 30 days.

Total Square Feet values displayed here are obtained from public sources, including city and county property records. When this information is unavailable, StorTrack uses mapping tools or internal models to estimate the size of the property - such properties have an asterisk (*) next to their Total Square Feet value.

How is Rentable Square Feet (RSF) calculated for each property?

RSF is 95% of TSF if the property has 1 floor | RSF is 85% of TSF if the property has 2 floors | RSF is 75% of TSF if the property has 3 or more floors | RSF is 95% of TSF if the property has an unknown number of floors

The class type is a proprietary store classification system. Facilities are categorized based on data concerning rental rates, population, median household income and more.


<div> ✓ Rate available for this unit type ✗ Rate not available for this unit type 👁 Rate previously available, but not currently advertised </div>													
<div>  Bel-Red Storage 1.23 miles 1405 130th Ave N.E., Bellevue, WA 98005 <div> Total Square Feet Rentable Square Footage Owned by Class Type Store Type Rate Volatility </div> <div> 81,000 sqft 79,680 sqft Bellevue Heated Storage LLC A Self Storage 1% </div> <div> Marketing Scorecard Contactability Paid Search Search Social Media Website </div> <div> 31/100 5/11 0/35 0/15 5/14 21/25 </div> </div>													
5x5 Reg	5x5 CC	5x10 Reg	5x10 CC	10x10 Reg	10x10 CC	10x15 Reg	10x15 CC	10x20 Reg	10x20 CC	10x30 Reg	10x30 CC	Car Parking	RV Parking
✗	✓	✗	✓	✗	✓	✗	✓	👁	✓	✗	✓	✗	✗
<div>  Public Storage 1.23 miles 1800 124th Ave NE, Bellevue, WA 98005 <div> Total Square Feet Rentable Square Footage Owned by Class Type Store Type Rate Volatility </div> <div> 100,375 sqft 86,350 sqft Public Storage B Self Storage and Parking 15% </div> <div> Marketing Scorecard Contactability Paid Search Search Social Media Website </div> <div> 57/100 8/11 13/35 6/15 8/14 22/25 </div> </div>													
5x5 Reg	5x5 CC	5x10 Reg	5x10 CC	10x10 Reg	10x10 CC	10x15 Reg	10x15 CC	10x20 Reg	10x20 CC	10x30 Reg	10x30 CC	Car Parking	RV Parking
✓	✗	✓	✗	✓	✗	✓	✗	👁	✗	👁	✗	✗	✗
<div>  Wine Storage Bellevue 1.26 miles 1614 118th Ave SE 200, Bellevue, WA 98005 <div> Total Square Feet Rentable Square Footage Owned by Class Type Store Type Rate Volatility </div> <div> 120,980 sqft 86,783 sqft Gilroy Fam Bellefield LLC B Wine Storage 0% </div> <div> Marketing Scorecard Contactability Paid Search Search Social Media Website </div> <div> 20/100 3/11 6/35 0/15 1/14 10/25 </div> </div>													
Monday	Closed												
Tuesday - Saturday	09:00 AM - 06:00 PM												
Sunday	09:00 AM - 05:00 PM												
5x5 Reg	5x5 CC	5x10 Reg	5x10 CC	10x10 Reg	10x10 CC	10x15 Reg	10x15 CC	10x20 Reg	10x20 CC	10x30 Reg	10x30 CC	Car Parking	RV Parking
✗	✗	✗	✗	✗	✗	✗	✗	✗	✗	✗	✗	✗	✗
<div>  Public Storage 1.26 miles 12385 Northup Way, Bellevue, WA 98005 <div> Total Square Feet Rentable Square Footage Owned by Class Type Store Type Rate Volatility </div> <div> 59,332 sqft 42,100 sqft Public Storage B Self Storage and Parking 10% </div> <div> Marketing Scorecard Contactability Paid Search Search Social Media Website </div> <div> 57/100 8/11 13/35 6/15 8/14 22/25 </div> </div>													
Monday - Friday	09:30 AM - 06:00 PM												
Saturday - Sunday	09:30 AM - 05:00 PM												
5x5 Reg	5x5 CC	5x10 Reg	5x10 CC	10x10 Reg	10x10 CC	10x15 Reg	10x15 CC	10x20 Reg	10x20 CC	10x30 Reg	10x30 CC	Car Parking	RV Parking
✗	✓	✓	✓	✓	✓	✓	👁	👁	👁	✓	✗	✗	✗
<div>  West Coast Self-Storage Bellevue 1.28 miles 12399 Northup Way, Bellevue, WA 98005 <div> Total Square Feet Rentable Square Footage Owned by Class Type Store Type Rate Volatility </div> <div> 139,709 sqft 103,832 sqft Belevue Storage LLC A Self Storage 15% </div> <div> Marketing Scorecard Contactability Paid Search Search Social Media Website </div> <div> 48/100 8/11 5/35 9/15 7/14 19/25 </div> </div>													
Monday	Closed												
Tuesday - Saturday	09:30 AM - 06:00 PM												
Sunday	09:30 AM - 05:00 PM												
5x5 Reg	5x5 CC	5x10 Reg	5x10 CC	10x10 Reg	10x10 CC	10x15 Reg	10x15 CC	10x20 Reg	10x20 CC	10x30 Reg	10x30 CC	Car Parking	RV Parking
✗	✓	✗	✓	✗	✓	✗	✓	✗	✓	✗	✗	✗	✗


All Stores List Continued


✓ Rate available for this unit type




✗ Rate not available for this unit type


🚫 Rate previously available, but not currently advertised

<div></div> <div><div>Public Storage</div><div>1.34 miles</div><div>12465 Northup Way, Bellevue, WA 98005</div></div>					<div>Total Square Feet</div> <div>Rentable Square Footage</div> <div>Owned by</div> <div>Class Type</div> <div>Store Type</div> <div>Rate Volatility</div>					<div>145,680 sqft</div> <div>101,222 sqft</div> <div>Public Storage</div> <div>B</div> <div>Self Storage</div> <div>19%</div>					<div>Marketing Scorecard</div> <div>Contactability</div> <div>Paid Search</div> <div>Search</div> <div>Social Media</div> <div>Website</div>					<div>58/100</div> <div>8/11</div> <div>13/35</div> <div>6/15</div> <div>8/14</div> <div>23/25</div>	
Monday - Friday		09:30 AM - 06:00 PM																			
Saturday - Sunday		09:30 AM - 05:00 PM																			
5x5 Reg	5x5 CC	5x10 Reg	5x10 CC	10x10 Reg	10x10 CC	10x15 Reg	10x15 CC	10x20 Reg	10x20 CC	10x30 Reg	10x30 CC	Car Parking	RV Parking								
✓	✗	✓	✗	✓	✗	✓	✗	✗	✗	✗	✗	✗	✗								

<div></div> <div><div><div>Public Storage</div><div>1.71 miles</div><div>13640 Bel Red Road, Bellevue, WA 98005</div></div><div><div>Monday - Friday</div><div>09:30 AM - 06:00 PM</div><div>Saturday - Sunday</div><div>09:30 AM - 05:00 PM</div></div></div>					<div>Total Square Feet</div> <div>Rentable Square Footage</div> <div>Owned by</div> <div>Class Type</div> <div>Store Type</div> <div>Rate Volatility</div>					<div>102,125 sqft</div> <div>81,020 sqft</div> <div>Public Storage</div> <div>B</div> <div>Self Storage</div> <div>21%</div>					<div>Marketing Scorecard</div> <div>Contactability</div> <div>Paid Search</div> <div>Search</div> <div>Social Media</div> <div>Website</div>					<div>57/100</div> <div>8/11</div> <div>13/35</div> <div>6/15</div> <div>8/14</div> <div>22/25</div>	
5x5 Reg	5x5 CC	5x10 Reg	5x10 CC	10x10 Reg	10x10 CC	10x15 Reg	10x15 CC	10x20 Reg	10x20 CC	10x30 Reg	10x30 CC	Car Parking	RV Parking								
✓	✗	✓	✗	✓	✗	✓	✗	✓	✗	✓	✗	✗	✗								

<div></div> <div><div><div>Factoria Security Self Storage</div><div>2.43 miles</div><div>13120 SE 30th Street, Bellevue, WA 98005</div></div></div>					<div>Total Square Feet</div> <div>Rentable Square Footage</div> <div>Owned by</div> <div>Class Type</div> <div>Store Type</div> <div>Rate Volatility</div>					<div>152,428 sqft</div> <div>95,664 sqft</div> <div>Security Storage Assoc LLC</div> <div>A</div> <div>Self Storage and Parking</div> <div>6%</div>					<div>Marketing Scorecard</div> <div>Contactability</div> <div>Paid Search</div> <div>Search</div> <div>Social Media</div> <div>Website</div>			<div>43/100</div> <div>5/11</div> <div>6/35</div> <div>3/15</div> <div>5/14</div> <div>24/25</div>	
5x5 Reg	5x5 CC	5x10 Reg	5x10 CC	10x10 Reg	10x10 CC	10x15 Reg	10x15 CC	10x20 Reg	10x20 CC	10x30 Reg	10x30 CC	Car Parking	RV Parking						
✖	✔	✔	✔	✖	✔	✖	✔	🚫	✔	✖	✖	✖	✖						

		Public Storage 2.47 miles 13105 SE 30th Street, Bellevue, WA 98005		Total Square Feet Rentable Square Footage Owned by Class Type Store Type Rate Volatility		66,696 sqft 57,275 sqft Public Storage B Self Storage 13%		Marketing Scorecard Contactability Paid Search Search Social Media Website		63/100 8/11 17/35 6/15 8/14 24/25			
Monday - Friday		09:30 AM - 06:00 PM											
Saturday - Sunday		09:30 AM - 05:00 PM											
5x5 Reg	5x5 CC	5x10 Reg	5x10 CC	10x10 Reg	10x10 CC	10x15 Reg	10x15 CC	10x20 Reg	10x20 CC	10x30 Reg	10x30 CC	Car Parking	RV Parking
	✗	✓	✗	✓	✗		✗	✓	✗	✓	✗	✗	✗

<div></div> <div><div>Public Storage</div><div>2.91 miles</div><div>4041 124th Ave SE, Bellevue, WA 98006</div></div>				<div>Total Square Feet</div> <div>Rentable Square Footage</div> <div>Owned by</div> <div>Class Type</div> <div>Store Type</div> <div>Rate Volatility</div>				<div>81,645 sqft</div> <div>69,675 sqft</div> <div>Public Storage</div> <div>A</div> <div>Self Storage and Parking</div> <div>17%</div>				<div>Marketing Scorecard</div> <div>Contactability</div> <div>Paid Search</div> <div>Search</div> <div>Social Media</div> <div>Website</div>				<div>56/100</div> <div>8/11</div> <div>13/35</div> <div>6/15</div> <div>8/14</div> <div>21/25</div>	
Monday - Friday		09:30 AM - 06:00 PM															
Saturday - Sunday		09:30 AM - 05:00 PM															
5x5 Reg	5x5 CC	5x10 Reg	5x10 CC	10x10 Reg	10x10 CC	10x15 Reg	10x15 CC	10x20 Reg	10x20 CC	10x30 Reg	10x30 CC	Car Parking	RV Parking				
✓	✓	✓	✓	✓	✓	✓	✖	✓	✖	✖	✖	✖	✖				

All Stores List Continued

✓

Rate available for this unit type

✗

Rate not available for this unit type

🚫

Rate previously available, but not currently advertised

No Image Available

Safegard Self Storage

3.24 miles

1015 164th Ave NE, Bellevue, WA 98008

Monday - Friday

09:00 AM - 06:00 PM

Saturday

09:00 AM - 05:00 PM

Sunday

09:00 AM - 03:00 PM

Total Square Feet

88,740 sqft

Rentable Square Footage

76,500 sqft

Owned by

Lake Hills Business Assoc

Class Type

C

Store Type

Self Storage and Parking

Rate Volatility

0%

Marketing Scorecard

32/100

Contactability

6/11

Paid Search

8/35

Search

6/15

Social Media

0/14

Website

12/25

5x5 Reg	5x5 CC	5x10 Reg	5x10 CC	10x10 Reg	10x10 CC	10x15 Reg	10x15 CC	10x20 Reg	10x20 CC	10x30 Reg	10x30 CC	Car Parking	RV Parking
✗	✗	✗	✗	✓	✗	✗	✗	✗	✗	✗	✗	✗	✗

StorTrack's Marketing Scorecard

The StorTrack Marketing Scorecard is a scoring mechanism for judging the activity and effectiveness of a Store's local marketing. This enables us to create a methodology for comparison and competitive insight.

The Scorecard is created by monitoring five different areas of a Store's marketing activities. StorTrack has created a weighted scoring process for each of these five categories. The category scores are what you see on the Marketing Scorecard page.

Website (25 Points)

The Website Content scoring is based on the availability of the below factors: Multiple pages, Navigation, Photos, Video, Map/Directions, Reviews/Testimonials	0-7 Score
Online Pricing for the store is based on the pricing data available online and the volatility.	0-7 Score
Online promotions is based on the promotion advertised for the unit types and on the Home page of the store website.	0-5 Score
The Metadata score is based on the search options available for finding a location, a sitemap, a search box to identify a specific page, etc.	0-3 Score
Direct booking engine is scored based on the website ability to complete an online rental/reservation.	0-3 Score

Search (Nonorganic) (35 points)

The score for the store is determined based on the order of the search result occurrence and the results within the Advertisement content section on the first page of the search results. The scores are listed below based searching on the following platforms with the keywords "self-storage [city name]".

Additionally we check if the store is listed on an aggregator website like Sparefoot, SelfStorage.com, Storagefront, etc.

Buys Google Adwords	0-12 Score
Buys Bing Ads	0-8 Score
Buys Yelp Ads	0-5 Score
Buys YellowPages Ads	0-5 Score
Listed on aggregator	0-5 Score

Search (organic) (15 points)

The score for the store is determined based on the keywords "self-storage [city name]" and if store appears on the first page of the search results.

First Page on Google	0-4 Score
First Page on Bing	0-3 Score
First Page on Yelp	0-3 Score
First Page on YellowPages	0-3 Score
GoogleMaps	0-2 Score

Social Media (14 points)

The social media score is based on the availability of the company profile, location specific profile, and posts within the last week and last month.

Facebook	0-7 Score
Twitter	0-7 Score

Contactability (11 points)

This score is based on the ease and methods to contact the store.

Contact Form/Direct Phone Number	0-3 Score
24/7 Customer Support Center	0-3 Score
Chat Support on Website	0-2 Score
1-800/Toll Free Number	0-3 Score